

Ultima Bath Transfers

FAX TO 310-305-1718 OR SUBMIT ONLINE



Dealer: _____ Marked For: _____ Account #: _____

Date: _____ PO #: _____ Ordered By: _____

Phone: _____ Fax: _____ Email: _____

Ship to Address: _____

UNIT	ATTACHED ROLLING BASE		FOLDABLE TRANSFER BASE		COMPACT TRANSFER BASE	
Beach Bubble Blue	<input type="checkbox"/> BTUC-8135M-BB	<input type="checkbox"/> BTUC-8145L-BB	<input type="checkbox"/> BTUF-8130M-BB	<input type="checkbox"/> BTUF-8140L-BB	<input type="checkbox"/> BTUC-8131M-BB	<input type="checkbox"/> BTUC-8141L-BB
Lionfish Lavender	<input type="checkbox"/> BTUC-8135M-LL \$2,452.95	<input type="checkbox"/> BTUC-8145L-LL \$2,494.35	<input type="checkbox"/> BTUF-8130M-LL \$5,169.83	<input type="checkbox"/> BTUF-8140L-LL \$5,169.83	<input type="checkbox"/> BTUC-8131M-LL \$5,169.83	<input type="checkbox"/> BTUC-8141L-LL \$5,169.83

SELECT TO ITEMIZE





- | | | | |
|---|---|---|---|
| <input type="checkbox"/> BTUF-8130M-XX-IT
\$5,169.83 | <input type="checkbox"/> BTUF-8140L-XX-IT
\$5,169.83 | <input type="checkbox"/> BTUC-8131M-XX-IT
\$5,169.83 | <input type="checkbox"/> BTUC-8141L-XX-IT
\$5,169.83 |
| <input checked="" type="checkbox"/> BTF-K5113 | <input checked="" type="checkbox"/> BTF-K5113 | <input checked="" type="checkbox"/> BTC-K5101 | <input checked="" type="checkbox"/> BTC-K5101 |

Product Size	M	L	M	L	M	L
Weight Capacity	160 lb	180 lb	160 lb	180 lb	160 lb	180 lb
Seat Depth	13"	15"	13"	15"	13"	15"
Inside Seat Width	15"	17"	15"	17"	15"	17"
Back Height	27"	31"	27"	31"	27"	31"
Calf Length	13"	15"	13"	15"	13"	15"
Seat Height Range	23.5" - 27.5"	23.5" - 27.5"	23.5" - 27.5"	23.5" - 27.5"	23.5" - 26.5"	23.5" - 26.5"
Rolling Base Dimension	21"W x 19.5"D	21"W x 19.5"D	21.5"W x 21"D	21.5"W x 21"D	20"W x 17"D	20"W x 17"D
Rolling Base Inside Width	16"	16"	16"	16"	17"	17"
Rolling Base Height	17" - 21"	17" - 21"	15.5" - 19.5"	15.5" - 19.5"	15.5" - 18.5"	15.5" - 18.5"
Tub Base Width at Top	N/A	N/A	31"	31"	20"	20"
Tub Base Footprint Width	N/A	N/A	28" - 30"	28" - 30"	18"	18"
Tub Base Footprint Depth	N/A	N/A	31" - 33"	31" - 33"	17"	17"
Tub Base Height	N/A	N/A	13.5" - 19"	13.5" - 19"	14" - 17"	14" - 17"
Overall Length	N/A	N/A	52"	52"	53"	53"

OPTIONAL CALF SUPPORT & TRANSFER BASE BRIDGE

- Bent Calf BTU-C8130 \$93.15 BTU-C8140 \$93.15 BTU-C8130 \$93.15 BTU-C8140 \$93.15 BTU-C8130 \$93.15 BTU-C8140 \$93.15
- Adjustable Bridge (Compact Base Only) BTV-A5104 \$926.00 Length: 13.5" - 17.75"
- BTV-A5105 Length: 17.5" - 21.75" \$926.33
- BTV-A5109 Length: 9" \$481.28
- BTV-A5111 Length: 11" \$530.00 (While Supplies Last)

ACCESSORIES (fit all sizes of bath chair unless noted)

Footrests (if seat to footrest is >16")	\$372.60	<input type="checkbox"/> BTZ-A5125 BTZ-A5525
Detachable Armrests	\$512.33	<input type="checkbox"/> BTZ-A5051
Seat Angle Bracket (raise seat front 2.5" - 3.5")	\$124.20	<input type="checkbox"/> BTZ-A5126
Head Support Pad	\$176.47	<input type="checkbox"/> BCZ-A8875-BB  <input type="checkbox"/> BCZ-A8875-LL 
Lateral Support Pads	\$176.47	<input type="checkbox"/> BCZ-A8830-BB  <input type="checkbox"/> BCZ-A8830-LL 
Positioning Belt (for use on mesh cover)	\$74.00	<input type="checkbox"/> BCZ-A8835-G
Pelvic Positioning Belt	\$96.77	<input type="checkbox"/> BCZ-A8834
Rapid Dry Positioning Belt (can be used as pelvic and/or lap belt)	\$278.93	<input type="checkbox"/> BCZ-A8836M Fit range: 22"-68" <input type="checkbox"/> BCZ-A8836L Fit range: 25"-72"