

P Pod™ Alternative Positioning Support

FAX TO 310-305-1718 OR SUBMIT ONLINE








Dealer: _____ Marked For: _____ Account #: _____

Date: _____ PO #: _____ Ordered By: _____

Phone: _____ Fax: _____ Email: _____

Ship to Address: _____

BASE UNIT Includes headrest & pelvic belt	Small	Medium	Large	Extra Large
Mermaid Pink 	<input type="checkbox"/> APP-2000S-MP	<input type="checkbox"/> APP-3000M-MP	<input type="checkbox"/> APP-4000L-MP	<input type="checkbox"/> APP-5000XL-MP
Pool Blue 	<input type="checkbox"/> APP-2000S-PB	<input type="checkbox"/> APP-3000M-PB	N/A	N/A
Whale Blue 	N/A	N/A	<input type="checkbox"/> APP-4000L-WB	<input type="checkbox"/> APP-5000XL-WB
Jellyfish Purple 	N/A	N/A	<input type="checkbox"/> APP-4000L-JP	<input type="checkbox"/> APP-5000XL-JP
	\$2,043.61	\$2,043.61	\$2,271.31	\$2,271.31
Wipeable Dartex 	<input type="checkbox"/> APP-2000S-DX	<input type="checkbox"/> APP-3000M-DX	<input type="checkbox"/> APP-4000L-DX	<input type="checkbox"/> APP-5000XL-DX
	\$2,250.61	\$2,043.61	\$2,478.31	\$2,478.31

SPECIFICATIONS

Hip Width	10.25"	12.25"	14.25"	16.5"
Trunk Width	10"	10.5"	12.5"	13.5"
Seat Depth	11.5"	13"	13.75"	17"
Axilla Height	11.5"	12.5"	15"	16.5"
Shoulder Height	16.5"	17.25"	20"	21.75"
Head Height	22"	24.5"	26"	28.75"
Bolster Size	S	L	L	L
Bean Bag Size	S	M	L	L

ACCESSORIES

Free Standing Tray (W x L x H)	<input type="checkbox"/> APP-A4500M 25" x 23" x 12-32" \$677.41	<input type="checkbox"/> APP-A4500M 25" x 23"Lx 12-32" \$677.41	<input type="checkbox"/> APP-A4500L 29" x 27" x 30-39" \$791.26	<input type="checkbox"/> APP-A4500L 29" x 27" x 30-39" \$791.26
Lap Tray 20.5"W x 15.25"D	<input type="checkbox"/> APP-A4501M \$256.16	<input type="checkbox"/> APP-A4501M \$256.16	<input type="checkbox"/> APP-A4501M \$256.16	<input type="checkbox"/> APP-A4501M \$256.16
Activity Frame 30.25"W x 34.75"L x 46"-59"H	<input type="checkbox"/> APP-A9001M \$392.78	<input type="checkbox"/> APP-A9001M \$392.78	<input type="checkbox"/> APP-A9001M \$392.78	<input type="checkbox"/> APP-A9001M \$392.78
Mobility Base (W x L x H) For indoor use only	<input type="checkbox"/> APP-A9002M 26.75" x 44" x 42" \$1,474.36	<input type="checkbox"/> APP-A9002L 26.75" x 48" x 42" \$1,929.76	<input type="checkbox"/> APP-A9002L 26.75" x 48" x 42" \$1,929.76	<input type="checkbox"/> APP-A9002L 26.75" x 48" x 42" \$1,929.76
Foot Bolster	<input type="checkbox"/> APP-A7300M \$324.47	<input type="checkbox"/> APP-A7300M \$324.47	<input type="checkbox"/> APP-A7300M \$324.47	<input type="checkbox"/> APP-A7300M \$324.47
Lateral Bolster (1" thick for all sizes)	<input type="checkbox"/> APP-A5330S 7" x 4.25" \$165.08	<input type="checkbox"/> APP-A5330M 8" x 4" \$165.08	<input type="checkbox"/> APP-A5330L 9.5" x 5.25" \$165.08	<input type="checkbox"/> APP-A5330XL 11.5" x 6" \$165.08
Contoured Chest Harness	<input type="checkbox"/> APP-A3800S \$165.08	<input type="checkbox"/> APP-A3800M \$170.78	<input type="checkbox"/> APP-A3800L \$170.78	<input type="checkbox"/> APP-A3800XL \$176.47