

Miko Tilt-In-Space Mobility Base

FAX TO 310-305-1718 OR SUBMIT ONLINE






Dealer: _____ Marked For: _____ Account #: _____

Date: _____ PO #: _____ Ordered By: _____

Phone: _____ Fax: _____ Email: _____

Ship to Address: _____

MIKO MOBILITY BASE	E1234	\$2,405	<input type="checkbox"/>	WCM-2000-2G-IT
MIKO ALL TERRAIN BASE	E1234	\$2,405	<input type="checkbox"/>	WCM-2000-2GAT-IT
Transit Brackets	K0108	\$295	<input checked="" type="checkbox"/>	WCM-K9000
Footplates		N/C	<input checked="" type="checkbox"/>	Fixed Angle Footbox
Canopy		N/C	<input checked="" type="checkbox"/>	Black Canopy
Under Seat Carrier		N/C	<input checked="" type="checkbox"/>	Under Seat Carrier
All Terrain Kit (manufacturer installed)	E2211	\$395	<input checked="" type="checkbox"/>	WCM-K1000AT (for all terrain base only)
Weight Capacity				99 lb (66 lb for transit)
Tilt				45°
Overall Length				41.5"
Overall Height (with push handle at highest position)				41"
Overall Width				26"
Folded Dimensions				33" x 26" x 17"
Product Weight				20 lb (47.6 lb with Flexi)

FLEXI SEATING SYSTEM			Jet Fighter Blue	<input type="checkbox"/>	WCF-1000-2GJB-IT	<input type="checkbox"/>	WCF-2000-2GJB-IT
			Fire Truck Red	<input type="checkbox"/>	WCF-1000-2GFR-IT	<input type="checkbox"/>	WCF-2000-2GFR-IT
			Punch Buggy Pink	<input type="checkbox"/>	WCF-1000-2GPP-IT	<input type="checkbox"/>	WCF-2000-2GPP-IT
Flexi Anti-Thrust Seat Cushion	E2292	\$725	<input checked="" type="checkbox"/>	WCF-1000-2G	<input checked="" type="checkbox"/>	WCF-2000-2G	
Flexi Contoured, I-Back Cushion	E2293	\$725	<input checked="" type="checkbox"/>	WCF-K1300	<input checked="" type="checkbox"/>	WCF-K1300	
Back Recline Hardware	E1014	\$375	<input checked="" type="checkbox"/>	WCF-K1301	<input checked="" type="checkbox"/>	WCF-K1301	
Headrest, Removable & Adjustable	E0955 + E1028	\$355	<input checked="" type="checkbox"/>	WCF-K1100	<input checked="" type="checkbox"/>	WCF-K1100	
Trunk Supports (pad + hardware)	E0956 + E1028	\$375	<input checked="" type="checkbox"/>	WCF-K1200	<input checked="" type="checkbox"/>	WCF-K1200	
Hip Supports (pad + hardware)	E0956 + E1028	\$390	<input checked="" type="checkbox"/>	WCF-K1400	<input checked="" type="checkbox"/>	WCF-K1400	
Armrests, Removable & Adjustable	E0973	\$295	<input checked="" type="checkbox"/>	WCF-K1600	<input checked="" type="checkbox"/>	WCF-K1600	
Chest Harness	E0960	\$145	<input checked="" type="checkbox"/>	PCH-340XS-F	<input checked="" type="checkbox"/>	PCH-340S-F	
Pelvic Belt	E0978	\$65	<input checked="" type="checkbox"/>	PPB-300SRXS-F	<input checked="" type="checkbox"/>	PPB-300SRM-F	
Shoulder Height				12" - 16"		15" - 19"	
Back Height				11" - 16"		13" - 19"	
Trunk Width				6" - 9"		8" - 11"	
Hip Width				7" - 11"		10" - 14"	
Seat Depth				8" - 12"		11" - 15"	
Seat-to-Floor Height				20"		20"	
Seat-to-Back Angle				180°		180°	
Footrest Height				8.5" - 11"		9" - 16"	

ACCESSORIES							
Upper Extremity Support Tray (cannot be used during transit)	E0950	\$399	<input type="checkbox"/>	WCM-A1601		WCM-A2601	
Angle Adjustable Footbox	K0040	\$135	<input type="checkbox"/>	WCM-A1900		WCM-A2900	
Medial Thigh Support	E0957 + E1028	\$279	<input type="checkbox"/>	WCF-A1600		WCF-A2600	
Poziform Ankle Positioners, Side Release (PR)	E0951	\$130	<input type="checkbox"/>	PAP-200XS Ankle circumference: 5" - 7"		PAP-200S Ankle circumference: 6" - 7.5"	
Poziform Toe Straps, D Ring (PR)	E0952	\$30	<input type="checkbox"/>	PTS-200		PTS-200	
IV Pole	E0105	\$280	<input type="checkbox"/>	WCM-A9001		WCM-A9001	
Oxygen Tank Holder	E2208	\$295	<input type="checkbox"/>	WCM-A9002		WCM-A9002	
Vent Tray (Horizontal)	E1028	\$450	<input type="checkbox"/>	WCM-A2901		WCM-A2901	
Rain Cover	K0108	\$100	<input type="checkbox"/>	WCM-A9003		WCM-A9003	
Deluxe Canopy with Rain Cover	K0108	\$299	<input type="checkbox"/>	WCM-1800		WCM-2800	

