

Ultima Bath Transfers

FAX TO 310-305-1718 OR SUBMIT ONLINE





Dealer: _____ Marked For: _____ Account #: _____

Date: _____ PO #: _____ Ordered By: _____

Phone: _____ Fax: _____ Email: _____

Ship to Address: _____

UNIT		ATTACHED ROLLING BASE		FOLDABLE TRANSFER BASE		COMPACT TRANSFER BASE	
Beach Bubble Blue		BTUC-8135M-BB	BTUC-8145L-BB	BTUF-8130M-BB	BTUF-8140L-BB	BTUC-8131M-BB	BTUC-8141L-BB
Lionfish Lavender		\$2,538.80	\$2,581.65	BTUF-8130M-LL \$5,350.77	BTUF-8140L-LL \$5,350.77	BTUC-8131M-LL \$5,350.77	BTUC-8141L-LL \$5,350.77

SELECT TO ITEMIZE

BTUF-8130M-XX-IT BTUF-8140L-XX-IT BTUC-8131M-XX-IT BTUC-8141L-XX-IT

BTF-K5113 BTF-K5113 BTC-K5101 BTC-K5101

Product Size	M	L	M	L	M	L
Weight Capacity	160 lb	180 lb	160 lb	180 lb	160 lb	180 lb
Seat Depth	13"	15"	13"	15"	13"	15"
Inside Seat Width	15"	17"	15"	17"	15"	17"
Back Height	27"	31"	27"	31"	27"	31"
Calf Length	13"	15"	13"	15"	13"	15"
Seat Height Range	23.5" - 27.5"	23.5" - 27.5"	23.5" - 27.5"	23.5" - 27.5"	23.5" - 26.5"	23.5" - 26.5"
Rolling Base Dimension	21"W x 19.5"D	21"W x 19.5"D	21.5"W x 21"D	21.5"W x 21"D	20"W x 17"D	20"W x 17"D
Rolling Base Inside Width	16"	16"	16"	16"	17"	17"
Rolling Base Height	17" - 21"	17" - 21"	15.5" - 19.5"	15.5" - 19.5"	15.5" - 18.5"	15.5" - 18.5"
Tub Base Width at Top	N/A	N/A	31"	31"	20"	20"
Tub Base Footprint Width	N/A	N/A	28" - 30"	28" - 30"	18"	18"
Tub Base Footprint Depth	N/A	N/A	31" - 33"	31" - 33"	17"	17"
Tub Base Height	N/A	N/A	13.5" - 19"	13.5" - 19"	14" - 17"	14" - 17"
Overall Length	N/A	N/A	52"	52"	53"	53"

OPTIONAL CALF SUPPORT & TRANSFER BASE BRIDGE

Bent Calf	BTU-C8130 \$96.41	BTU-C8140 \$96.41	BTU-C8130 \$96.41	BTU-C8140 \$96.41	BTU-C8130 \$96.41	BTU-C8140 \$96.41
-----------	----------------------	----------------------	----------------------	----------------------	----------------------	----------------------





Adjustable Bridge (Compact Base Only)

BTV-A5104
\$958.75
Length: 13.5" - 17.75"
BTV-A5105 Length: 17.5" - 21.75"
\$958.75

Fixed Bridge (Compact Base Only)

BTV-A5109 Length: 9"
\$498.12

ACCESSORIES (fit all sizes of bath chair unless noted)

Footrests (with 22° footplate angle)	\$385.64	BTZ-A5125	
Footrests (with 90° footplate angle)	\$385.64	BTZ-A5525	
Detachable Armrests	\$530.26	BTZ-A5051	
Seat Angle Bracket (raise seat front 2.5" - 3.5")	\$128.55	BTZ-A5126	
Head Support Pad	\$182.64	BCZ-A8875-BB	
		BCZ-A8875-LL	
Lateral Support Pads	\$182.64	BCZ-A8830-BB	
		BCZ-A8830-LL	
Positioning Belt (for use on mesh cover)	\$76.59	BCZ-A8835-G	
Pelvic Positioning Belt	\$100.16	BCZ-A8834	
Rapid Dry Positioning Belt (can be used as pelvic and/or lap belt)	\$288.70	BCZ-A8836M Fit range: 22"-68"	BCZ-A8836L Fit range: 25"-72"