

# Ultima Bath Transfers

FAX TO 905-787-8550 OR SUBMIT ONLINE





Dealer: \_\_\_\_\_ Marked For: \_\_\_\_\_ Account #: \_\_\_\_\_

Date: \_\_\_\_\_ PO #: \_\_\_\_\_ Ordered By: \_\_\_\_\_

Phone: \_\_\_\_\_ Fax: \_\_\_\_\_ Email: \_\_\_\_\_

Ship to Address: \_\_\_\_\_

UNIT		ATTACHED ROLLING BASE		FOLDABLE TRANSFER BASE		COMPACT TRANSFER BASE	
Beach Bubble Blue		BTUC-8135M-BB	BTUC-8145L-BB	BTUF-8130M-BB	BTUF-8140L-BB	BTUC-8131M-BB	BTUC-8141L-BB
Lionfish Lavender		\$2,743.00	\$2,792.00	BTUF-8130M-LL \$5,780.00	BTUF-8140L-LL \$5,780.00	BTUC-8131M-LL \$5,780.00	BTUC-8141L-LL \$5,780.00

## SELECT TO ITEMIZE

BTUF-8130M-XX-IT    BTUF-8140L-XX-IT    BTUC-8131M-XX-IT    BTUC-8141L-XX-IT

BTF-K5113     BTF-K5113     BTC-K5101     BTC-K5101

Product Size	M	L	M	L	M	L
Weight Capacity	160 lb	180 lb	160 lb	180 lb	160 lb	180 lb
Seat Depth	13"	15"	13"	15"	13"	15"
Inside Seat Width	15"	17"	15"	17"	15"	17"
Back Height	27"	31"	27"	31"	27"	31"
Calf Length	13"	15"	13"	15"	13"	15"
Seat Height Range	23.5" - 27.5"	23.5" - 27.5"	23.5" - 27.5"	23.5" - 27.5"	23.5" - 26.5"	23.5" - 26.5"
Rolling Base Dimension	21"W x 19.5"D	21"W x 19.5"D	21.5"W x 21"D	21.5"W x 21"D	20"W x 17"D	20"W x 17"D
Rolling Base Inside Width	16"	16"	16"	16"	17"	17"
Rolling Base Height	17" - 21"	17" - 21"	15.5" - 19.5"	15.5" - 19.5"	15.5" - 18.5"	15.5" - 18.5"
Tub Base Width at Top	N/A	N/A	31"	31"	20"	20"
Tub Base Footprint Width	N/A	N/A	28" - 30"	28" - 30"	18"	18"
Tub Base Footprint Depth	N/A	N/A	31" - 33"	31" - 33"	17"	17"
Tub Base Height	N/A	N/A	13.5" - 19"	13.5" - 19"	14" - 17"	14" - 17"
Overall Length	N/A	N/A	52"	52"	53"	53"

## OPTIONAL CALF SUPPORT & TRANSFER BASE BRIDGE

Bent Calf	BTU-C8130 \$131.00	BTU-C8140 \$131.00	BTU-C8130 \$131.00	BTU-C8140 \$131.00	BTU-C8130 \$131.00	BTU-C8140 \$131.00
-----------	-----------------------	-----------------------	-----------------------	-----------------------	-----------------------	-----------------------





Adjustable Bridge (Compact Base Only)

BTV-A5104  
\$1,037.00  
Length: 13.5" - 17.75"  
BTV-A5105    Length: 17.5" - 21.75"  
\$131.00

Fixed Bridge (Compact Base Only)

BTV-A5109    Length: 9"  
\$540.00

## ACCESSORIES (fit all sizes of bath chair unless noted)

Footrests (with 22° footplate angle)	\$522.00	BTZ-A5125
Footrests (with 90° footplate angle)	\$522.00	BTZ-A5525
Detachable Armrests	\$717.00	BTZ-A5051
Seat Angle Bracket (raise seat front 2.5" - 3.5")	\$174.00	BTZ-A5126
Head Support Pad	\$225.00	BCZ-A8875-BB  BCZ-A8875-LL 
Lateral Support Pads	\$182.00	BCZ-A8830-BB  BCZ-A8830-LL 
Positioning Belt (for use on mesh cover)	\$103.00	BCZ-A8835-G
Pelvic Positioning Belt	\$150.00	BCZ-A8834
Rapid Dry Positioning Belt (can be used as pelvic and/or lap belt)	\$285.00	BCZ-A8836M Fit range: 22"-68"    BCZ-A8836L Fit range: 25"-72"