

# Ultima Access Bath Transfers

FAX TO 905-787-8550OR SUBMIT ONLINE





Dealer: \_\_\_\_\_ Marked For: \_\_\_\_\_ Account #: \_\_\_\_\_

Date: \_\_\_\_\_ PO #: \_\_\_\_\_ Ordered By: \_\_\_\_\_

Phone: \_\_\_\_\_ Fax: \_\_\_\_\_ Email: \_\_\_\_\_

Ship to Address: \_\_\_\_\_

UNIT	ATTACHED ROLLING BASE		FOLDABLE TRANSFER BASE		COMPACT TRANSFER BASE							
Beach Bubble Blue 	BTUAC-5135M-BB	\$3,171.00	BTUAC-5145L-BB	\$3,252.00	BTUAF-5130M-BB		BTUAF-5140L-BB		BTUAC-5131M-BB		BTUAC-5141L-BB	
Lionfish Lavender 					BTUAF-5130M-LL	\$6,075.00	BTUAF-5140L-LL	\$6,075.00	BTUAC-5131M-LL	\$6,075.00	BTUAC-5141L-LL	\$6,075.00





SELECT TO ITEMIZE	BTUAF-5130M-XX-IT	BTUAF-5140L-XX-IT	BTUAF-5131M-XX-IT	BTUAF-5141L-XX-IT
<input checked="" type="checkbox"/> BTF-K5113		<input checked="" type="checkbox"/> BTF-K5113	<input checked="" type="checkbox"/> BTC-K5101	<input checked="" type="checkbox"/> BTC-K5101

	M	L	M	L
Product Size	M	L	M	L
Weight Capacity	160 lb	180 lb	160 lb	180 lb
Seat Depth	14"	17"	14"	17"
Inside Seat Width	14"	16"	14"	16"
Back Height	26"	30"	26"	30"
Calf Length	13.5"	15.5"	13.5"	15.5"
Seat Height Range	26" - 30"	26" - 30"	26.5" - 39.5"	26.5" - 39.5"
Rolling Base Dimension	21.5"W x 21"D	21.5"W x 21"D	20"W x 17"D	20"W x 17"D
Rolling Base Inside Width	16"	16"	17"	17"
Rolling Base Height	15.5" - 19.5"	15.5" - 19.5"	15.5" - 18.5"	15.5" - 18.5"
Tub Base Width at Top	31"	31"	20"	20"
Tub Base Footprint Width	28" - 30"	28" - 30"	18"	18"
Tub Base Footprint Depth	31" - 33"	31" - 33"	17"	17"
Tub Base Height	13.5" - 19"	13.5" - 19"	14" - 17"	14" - 17"
Overall Length	52"	52"	53"	53"

## OPTIONAL SEAT CUSHION & TRANSFER BASE BRIDGE

Vinyl Seat Cushion	BTUA-A5566M \$985.00	BTUA-A5566L	BTUA-A5566M	BTUA-A5566L	BTUA-A5566M	BTUA-A5566L
Adjustable Bridge (Compact Base Only)					BTV-A5104 \$1,037.00	Length: 13.5" - 17.75"
					BTV-A5105 \$1,037.00	Length: 17.5" - 21.75"
Fixed Bridge (Compact Base Only)					BTV-A5109 \$540.00	Length: 9"

## ACCESSORIES (fit all sizes of bath chair unless noted)

Footrests (with 22° footplate angle)	\$522.00	BTZ-A5125	
Footrests (with 90° footplate angle)	\$522.00	BTZ-A5525	
Detachable Armrests	\$717.00	BTZ-A5051	
Seat Angle Bracket (raise seat front 2.5" - 3.5")	\$174.00	BTZ-A5126	
Head Support Pad	\$225.00	BCZ-A8875-BB 	BCZ-A8875-LL 
Lateral Support Pads	\$182.00	BCZ-A8830-BB 	BCZ-A8830-LL 
Positioning Belt (for use on mesh cover)	\$103.00	BCZ-A8835-G	
Pelvic Positioning Belt	\$150.00	BCZ-A8834	
Rapid Dry Positioning Belt (can be used as pelvic and/or lap belt)	\$285.00	BCZ-A8836M Fit range: 22"-68"	BCZ-A8836L Fit range: 25"-72"