

# Miko Tilt-In-Space Mobility Base

FAX TO 310-305-1718 OR SUBMIT ONLINE






Dealer: \_\_\_\_\_ Marked For: \_\_\_\_\_ Account #: \_\_\_\_\_

Date: \_\_\_\_\_ PO #: \_\_\_\_\_ Ordered By: \_\_\_\_\_

Phone: \_\_\_\_\_ Fax: \_\_\_\_\_ Email: \_\_\_\_\_

Ship to Address: \_\_\_\_\_

<b>MIKO MOBILITY BASE</b>	E1234	\$2,576.30	WCM-2000-2G-IT
<b>MIKO ALL TERRAIN BASE</b>	E1234	\$2,576.30	WCM-2000-2GAT-IT
Transit Brackets	K0108	\$295	<input checked="" type="checkbox"/> WCM-K9000
Footplates		N/C	<input checked="" type="checkbox"/> Fixed Angle Footbox
Canopy		N/C	<input checked="" type="checkbox"/> Black Canopy
Under Seat Carrier		N/C	<input checked="" type="checkbox"/> Under Seat Carrier
All Terrain Kit (manufacturer installed)	E2211	\$395	<input checked="" type="checkbox"/> WCM-K1000AT (for all terrain base only)
Weight Capacity			99 lb (66 lb for transit)
Tilt			45°
Overall Length			41.5"
Overall Height (with push handle at highest position)			41"
Overall Width			26"
Folded Dimensions			33" x 26" x 17"
Product Weight			20 lb (47.6 lb with Flexi)

<b>FLEXI SEATING SYSTEM</b>		Jet Fighter Blue	WCF-1000-2GJB-IT	WCF-2000-2GJB-IT
		Fire Truck Red	WCF-1000-2GFR-IT	WCF-2000-2GFR-IT
		Punch Buggy Pink	WCF-1000-2GPP-IT	WCF-2000-2GPP-IT
Flexi Anti-Thrust Seat Cushion	E2292	\$725	<input checked="" type="checkbox"/> WCF-1000-2G	<input checked="" type="checkbox"/> WCF-2000-2G
Flexi Contoured, I-Back Cushion	E2293	\$725	<input checked="" type="checkbox"/> WCF-K1300	<input checked="" type="checkbox"/> WCF-K1300
Back Recline Hardware	E1014	\$375	<input checked="" type="checkbox"/> WCF-K1301	<input checked="" type="checkbox"/> WCF-K1301
Headrest, Removable & Adjustable	E0955 + E1028	\$355	<input checked="" type="checkbox"/> WCF-K1100	<input checked="" type="checkbox"/> WCF-K1100
Trunk Supports (pad + hardware)	E0956 + E1028	\$375	<input checked="" type="checkbox"/> WCF-K1200	<input checked="" type="checkbox"/> WCF-K1200
Hip Supports (pad + hardware)	E0956 + E1028	\$390	<input checked="" type="checkbox"/> WCF-K1400	<input checked="" type="checkbox"/> WCF-K1400
Armrests, Removable & Adjustable	E0973	\$295	<input checked="" type="checkbox"/> WCF-K1600	<input checked="" type="checkbox"/> WCF-K1600
Chest Harness	E0960	\$145	<input checked="" type="checkbox"/> PCH-340XS-F	<input checked="" type="checkbox"/> PCH-340S-F
Pelvic Belt	E0978	\$65	<input checked="" type="checkbox"/> PPB-300SRXS-F	<input checked="" type="checkbox"/> PPB-300SRM-F
Shoulder Height			12" - 16"	15" - 19"
Back Height			11" - 16"	13" - 19"
Trunk Width			6" - 9"	8" - 11"
Hip Width			7" - 11"	10" - 14"
Seat Depth			8" - 12"	11" - 15"
Seat-to-Floor Height			20"	20"
Seat-to-Back Angle			180°	180°
Footrest Height			8.5" - 11"	9" - 16"

<b>ACCESSORIES</b>				
Upper Extremity Support Tray (cannot be used during transit)	E0950	\$399	WCM-A1601	WCM-A2601
Angle Adjustable Footbox	K0040	\$135	WCM-A1900	WCM-A2900
Medial Thigh Support	E0957 + E1028	\$279	WCF-A1600	WCF-A2600
Poziform Ankle Positioners, Side Release (PR)	E0951	\$130	PAP-200XS Ankle circumference: 5" - 7"	PAP-200S Ankle circumference: 6" - 7.5"
Poziform Toe Straps, D Ring (PR)	E0952	\$30	PTS-200	PTS-200
IV Pole	E0105	\$280	WCM-A9001	WCM-A9001
Oxygen Tank Holder	E2208	\$295	WCM-A9002	WCM-A9002
Vent Tray (Horizontal)	E1028	\$450	WCM-A2901	WCM-A2901
Rain Cover	K0108	\$100	WCM-A9003	WCM-A9003
Deluxe Canopy with Rain Cover	K0108	\$299	WCM-1800	WCM-2800

