

Forearm Crutches

FAX TO 905-787-8550 OR SUBMIT ONLINE



Dealer: _____ Marked For: _____ Account #: _____

Date: _____ PO #: _____ Ordered By: _____

Phone: _____ Fax: _____ Email: _____

Ship to Address: _____

BASE UNIT

FC100-2G







\$135.00

FC200-2G

\$135.00

FC300-2G

\$145.00

Product Size	Small	Medium	Large
Weight Capacity	120 lb.	160 lb.	185 lb.
User Height	2'6"-3'5"	3'2"-4'5"	4'4"-5'5"
Floor-to-Grip Height	15-22"	19-26"	24-34"
Grip-to-Top of Cuff	5.25-6.25"	6.25-7.25"	7.5-8.5"
Cuff Diameter	2.6"	2.6"	3.5"
Cuff Style	Full	Full	Full
Product Weight	15 oz.	16 oz.	18 oz.
HCPCS	E0110	E0110	E0110
Color	 Knight Blue (B)  Wizard Purple (P)	 Knight Blue (B)  Wizard Purple (P)	 Knight Blue (B)  Wizard Purple (P)