

# Ultima Access Bath Transfers

FAX TO 310-305-1718 OR SUBMIT ONLINE





Dealer: \_\_\_\_\_ Marked For: \_\_\_\_\_ Account #: \_\_\_\_\_

Date: \_\_\_\_\_ PO #: \_\_\_\_\_ Ordered By: \_\_\_\_\_

Phone: \_\_\_\_\_ Fax: \_\_\_\_\_ Email: \_\_\_\_\_





Ship to Address: \_\_\_\_\_

UNIT	FOLDABLE TRANSFER BASE		COMPACT TRANSFER BASE			
Beach Bubble Blue 	BTUAC-5135M-BB \$2,835.90	BTUAC-5145L-BB \$2,908.35	BTUAF-5130M-BB	BTUAF-5140L-BB	BTUAC-5131M-BB	BTUAC-5141L-BB
Lionfish Lavender 			BTUAF-5130M-LL \$5,433.75	BTUAF-5140L-LL \$5,433.75	BTUAC-5131M-LL \$5,433.75	BTUAC-5141L-LL \$5,433.75

SELECT TO ITEMIZE	BTUF-8130M-XX-IT \$5,433.75	BTUF-8140L-XX-IT \$5,433.75	BTUC-8131M-XX-IT \$5,433.75	BTUC-8141L-XX-IT \$5,433.75
<input checked="" type="checkbox"/> BTF-K5113	<input checked="" type="checkbox"/> BTF-K5113	<input checked="" type="checkbox"/> BTC-K5101	<input checked="" type="checkbox"/> BTC-K5101	

	M	L	M	L
Product Size	M	L	M	L
Weight Capacity	160 lb	180 lb	160 lb	180 lb
Seat Depth	14"	17"	14"	17"
Inside Seat Width	14"	16"	14"	16"
Back Height	26"	30"	26"	30"
Calf Length	13.5"	15.5"	13.5"	15.5"
Seat Height Range	26" - 30"	26" - 30"	26.5" - 39.5"	26.5" - 39.5"
Rolling Base Dimension	21.5"W x 21"D	21.5"W x 21"D	20"W x 17"D	20"W x 17"D
Rolling Base Inside Width	16"	16"	17"	17"
Rolling Base Height	15.5" - 19.5"	15.5" - 19.5"	15.5" - 18.5"	15.5" - 18.5"
Tub Base Width at Top	31"	31"	20"	20"
Tub Base Footprint Width	28" - 30"	28" - 30"	18"	18"
Tub Base Footprint Depth	31" - 33"	31" - 33"	17"	17"
Tub Base Height	13.5" - 19"	13.5" - 19"	14" - 17"	14" - 17"
Overall Length	52"	52"	53"	53"

OPTIONAL SEAT CUSHION & TRANSFER BASE BRIDGE						
Vinyl Seat Cushion	BTUA-A5566M \$774.18	BTUA-A5566L	BTUA-A5566M	BTUA-A5566L	BTUA-A5566M	BTUA-A5566L
Hip Pad* (price per pad) Must select bracket below			BTUA-A5581M	BTUA-A5581L		
Adjustable Bridge (Compact Base Only)					BTV-A5104 \$926.33	Length: 13.5" - 17.75"
					BTV-A5105 \$926.33	Length: 17.5" - 21.75"
Fixed Bridge (Compact Base Only)					BTV-A5109	Length: 9"

ACCESSORIES (fit all sizes of bath chair unless noted)						
Footrests (if seat to footrest is >16")	\$372.60	BTZ-A5125   BTZ-A5525				
Detachable Armrests	\$512.33	BTZ-A5051				
Seat Angle Bracket (raise seat front 2.5" - 3.5")	\$124.20	BTZ-A5126				
Head Support Pad	\$176.47	BCZ-A8875-BB 		BCZ-A8875-LL 		
Lateral Support Pads	\$176.47	BCZ-A8830-BB 		BCZ-A8830-LL 		
Positioning Belt (for use on mesh cover)	\$74.00	BCZ-A8835-G				
Pelvic Positioning Belt	\$96.77	BCZ-A8834				
Rapid Dry Positioning Belt (can be used as pelvic and/or lap belt)	\$278.93	BCZ-A8836M Fit range: 22"-68"		BCZ-A8836L Fit range: 25"-72"		