

Nimbo™ Posterior Walker

FAX TO 310-305-1718 OR SUBMIT ONLINE











Dealer: _____ Marked For: _____ Account #: _____

Date: _____ PO #: _____ Ordered By: _____

Phone: _____ Fax: _____ Email: _____

Ship to Address: _____

HCPCS codes are not intended to be, nor should be considered billing or legal advice. Providers are responsible for determining the appropriate billing codes when submitting claims. Referred HCPCS codes are also not guarantee if payment.

BASE	Extra Small	Small	Medium	Large	Extra Large
Castle Red 	<input type="checkbox"/> KA1200-2GCR	<input type="checkbox"/> KA2200-2GCR	<input type="checkbox"/> KA3200-2GCR	<input type="checkbox"/> KA4200-2GCR	N/A
Knight Blue 	<input type="checkbox"/> KA1200-2GKB	<input type="checkbox"/> KA2200-2GKB	<input type="checkbox"/> KA3200-2GKB	<input type="checkbox"/> KA4200-2GKB	N/A
Wizard Purple 	<input type="checkbox"/> KA1200-2GWP	<input type="checkbox"/> KA2200-2GWP	<input type="checkbox"/> KA3200-2GWP	<input type="checkbox"/> KA4200-2GWP	N/A
Emperor Black 	N/A	N/A	N/A	N/A	<input type="checkbox"/> KA5200-2GEB
	\$305.00	\$325.00	\$350.00	\$370.00	\$445.00
BASE WITH SEAT	Extra Small	Small	Medium	Large	Extra Large
	<input type="checkbox"/> KA1200S-2GCR	<input type="checkbox"/> KA2200S-2GCR	<input type="checkbox"/> KA3200S-2GCR	<input type="checkbox"/> KA4200S-2GCR	N/A
	<input type="checkbox"/> KA1200S-2GKB	<input type="checkbox"/> KA2200S-2GKB	<input type="checkbox"/> KA3200S-2GKB	<input type="checkbox"/> KA4200S-2GKB	N/A
	<input type="checkbox"/> KA1200S-2GWP	<input type="checkbox"/> KA2200S-2GWP	<input type="checkbox"/> KA3200S-2GWP	<input type="checkbox"/> KA4200S-2GWP	N/A
	N/A	N/A	N/A	N/A	<input type="checkbox"/> KA5200S-2GEB
	\$423.32	\$460.58	\$486.45	\$507.15	\$584.78
Weight Capacity	75lb.	85 lb.	150 lb.	190 lb.	250 lb.
Width Inside Handlebar	13.5"	13.5"	15"	16.5"	17.75"
Handle Height	15.5–19.5"	19–25"	23–30.5"	28–35"	36–41"
Overall Width (open at base)	24"	24"	26"	26.5"	29"
Overall Depth (open at base)	20"	27"	31"	34"	37"
Product Weight	9 lb.	10 lb.	13 lb.	14 lb.	16 lb.
Seat to Floor Height	9–13"	11.5–17"	12–19.5"	14.5–22"	21.5–27.5"
HCPCS	E1399	E1399	E1399	E1399	E1399

ACCESSORIES

Forearm Platforms*	<input type="checkbox"/> KA 1035 FPS	Length: 5", Height from handle bar: 3.5" - 4.5"
	<input type="checkbox"/> KA 1035 FPL	Length: 8", Height from handle bar: 5" - 8"
Pelvic Stabilizer	<input type="checkbox"/> KA 1050	Inside width range: 6" - 13"
Soft Seat Harness*	<input type="checkbox"/> CE 1070S	Seat length: 11", Width: 8.75" front, 2.75" center, 10" rear
	<input type="checkbox"/> CE 1070L	Seat length: 15.75", Width: 11" front, 3.75" center, 12.5" rear
Dial-A-Speed Tabs	<input type="checkbox"/> KA 1400	
Bumper Guards	<input type="checkbox"/> KA 8000	6"Ø x 0.75" (0.90"Ø cutout)
9" Non-Swivel Front Wheels	<input type="checkbox"/> KA 8100	For use with Nimbo size S, M, L, XL

*Both S & L sizes can be used on all sizes of Nimbo