



Multi-functional Bath Transfer System for use in home or facility without any bathroom modifications. All systems include anti-tippers.



ATTACHED ROLLING BASE OPTION FEATURES

- A rolling bath/shower positioning chair
- Anti-tippers for added safety and stability



Tub Base Fits Inside Bathtub to allow Shower Door/Curtain to Close



Tub Base Folds for Storage

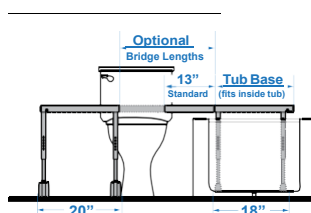
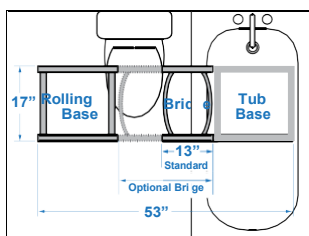


COMPACT TRANSFER BASE OPTION FEATURES

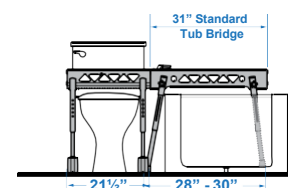
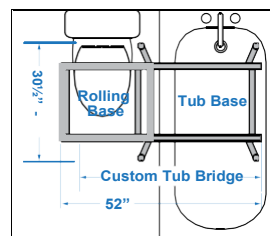
- Compact, 18" x 18", tub base transfer frame that fits inside bathtub
- Standard removable 13" bridge
- Optional fixed bridge in 9" or 11" lengths
- Optional adjustable bridges from 13½" to 17¼" or 17½" to 21¾" lengths
- Locking system for added safety

FOLDABLE TUB BASE OPTION FEATURES

- Foldable tub base makes storage easy
- Chair locks into position once transfer is complete
- SLIDERSAFE™ Auto-Stop Safety System™ keeps chair from coming off base



Transfer Base Diagram



Transfer Base Diagram

ORDER FORM **FAX TO 905-787-8550 OR SUBMIT ONLINE**

Dealer: _____ Marked For: _____ Account #: _____

Date: _____ PO#: _____ Ordered By: _____

Phone: _____ Fax: _____ E-mail: _____

Ship to address: _____

UNIT	FOLDABLE TRANSFER BASE				COMPACT TRANSFER BASE	
Beach Bubble	<input type="radio"/> BTUAC-5135M-BB	<input type="radio"/> BTUAC-5145L-BB	<input type="radio"/> BTUAF-5130M-BB	<input type="radio"/> BTUAF-5140L-BB	<input type="radio"/> BTUAC-5131M-BB	<input type="radio"/> BTUAC-5141L-BB
Blue	<input type="radio"/> BTUAC-5135M-LL	<input type="radio"/> BTUAC-5145L-LL	<input type="radio"/> BTUAF-5130M-LL	<input type="radio"/> BTUAF-5140L-LL	<input type="radio"/> BTUAC-5131M-LL	<input type="radio"/> BTUAC-5141L-LL
Lionfish	\$3,699.00	\$3,793.50	\$7,087.50	\$7,087.50	\$7,087.50	\$7,087.50
Lavender						

	M	L	M	L	M	L
Product Size	M	L	M	L	M	L
Weight Capacity	160 lb	180 lb	160 lb	180 lb	160 lb	180 lb
Seat Depth	14"	17"	14"	17"	14"	17"
Inside Seat Width	14"	16"	14"	16"	14"	16"
Back Height	26"	30"	26"	30"	26"	30"
Calf Length	13.5"	15.5"	13.5"	15.5"	13.5"	15.5"
Seat Height Range	23.5" - 30.5"	23.5" - 30.5"	26" - 30"	26" - 30"	26.5" - 29.5"	26.5" - 29.5"
Rolling Base Dimension	21"W X 19.5"D	21"W X 19.5"D	21.5"W x 21"D	21.5"W x 21"D	20"W x 17"D	20"W x 17"D
Rolling Base Inside Width	16"	16"	16"	16"	17"	17"
Rolling Base Height	17" - 21"	17" - 21"	15.5" - 19.5"	15.5" - 19.5"	15.5" - 18.5"	15.5" - 18.5"
Tub Base Width at Top			31"	31"	20"	20"
Tub Base Footprint Width			28" - 30"	28" - 30"	18"	18"
Tub Base Footprint Depth			31" - 33"	31" - 33"	17"	17"
Tub Base Height			13.5" - 19"	13.5" - 19"	14" - 17"	14" - 17"
Overall Length			52"	52"	53"	53"

OPTIONAL SEAT CUSHION & TRANSFER BASE BRIDGE						
Vinyl Seat Cushion	<input type="radio"/> BTUA-A5566M \$918.00	<input type="radio"/> BTUA-A5566L \$918.00	<input type="radio"/> BTUA-A5566M \$918.00	<input type="radio"/> BTUA-A5566L \$918.00	<input type="radio"/> BTUA-A5566M \$918.00	<input type="radio"/> BTUA-A5566L \$918.00
Hip Pad* (price per pad) Must select bracket below	<input type="radio"/> BTUA-A5581M \$263.26	<input type="radio"/> BTUA-A5581L \$290.25	<input type="radio"/> BTUA-A5581M \$263.26	<input type="radio"/> BTUA-A5581L \$290.25	<input type="radio"/> BTUA-A5581M \$263.26	<input type="radio"/> BTUA-A5581L \$290.25
Swing-Away Hip Bracket (price per bracket)	<input type="radio"/> BTUA-A5572 \$297.00	*Requires 2 per chair	<input type="radio"/> BTUA-A5572 \$297.00	*Requires 2 per chair	<input type="radio"/> BTUA-A5572 \$297.00	*Requires 2 per chair
Adjustable Bridge (Compact Base Only)					<input type="radio"/> BTV-A5104 Length: 13.5" - 17.75"	<input type="radio"/> BTV-A5105 Length: 17.5" - 21.75"
Fixed Bridge (Compact Base Only)					<input type="radio"/> BTV-A5109 \$627.25 Length: 9"	<input type="radio"/> BTV-A5111 \$715.50 Length: 11"

ACCESSORIES (fit all sizes of bath chair unless noted)						
Footrests (if seat to footrest is >16")	\$486.00	<input type="radio"/> BTZ-A5125				
	\$486.00	<input type="radio"/> BTZ-A5525				
Detachable Armrests	\$668.25	<input type="radio"/> BTZ-A5051				
Seat Angle Bracket (raise seat front 2.5" - 3.5")	\$162.00	<input type="radio"/> BTZ-A5126				
Head Support Pad	\$209.25	<input type="radio"/> BCZ-A8875-BB		<input type="radio"/> BCZ-A8875-LL		
Lateral Support Pads	\$209.25	<input type="radio"/> BCZ-A8830-BB		<input type="radio"/> BCZ-A8830-LL		
Positioning Belt (for use on mesh cover)	\$87.75	<input type="radio"/> BCZ-A8835-G				
Pelvic Positioning Belt	\$114.75	<input type="radio"/> BCZ-A8834				
Rapid Dry Positioning Belt (can be used as pelvic and/or lap belt)	\$330.75	<input type="radio"/> BCZ-A8836M	Fit range: 22"-68"	<input type="radio"/> BCZ-A8836L	Fit range: 25"-72"	