



Multi-functional Bath Transfer System for use in home or facility without any bathroom modifications. All systems include anti-tippers.



ATTACHED ROLLING BASE OPTION FEATURES

- A rolling bath/shower positioning chair
- Anti-tippers for added safety and stability



Tub Base Fits Inside Bathtub to allow Shower Door/Curtain to Close

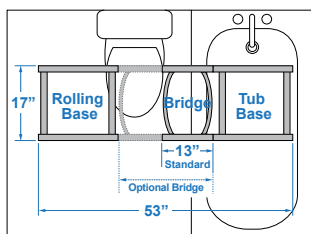


Tub Base Folds for Storage

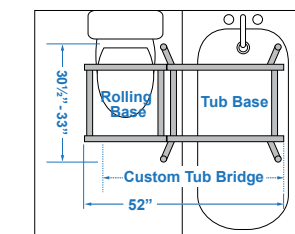
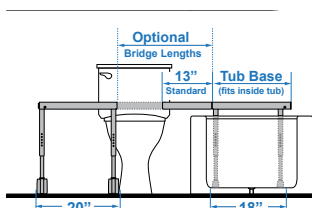


COMPACT TRANSFER BASE OPTION FEATURES

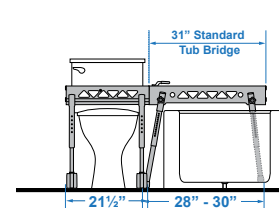
- Compact, 18" x 18", tub base transfer frame that fits inside bathtub
- Standard removable 13" bridge
- Optional fixed bridge in 9" or 11" lengths
- Optional adjustable bridges from 13½" to 17¾" or 17½" to 21¾" lengths
- Locking system for added safety



Transfer Base Diagram



Transfer Base Diagram



FOLDABLE TRANSFER BASE OPTION FEATURES

- Foldable tub base makes storage easy
- Chair locks into position once transfer is complete
- SLIDER SAFE™ Auto-Stop Safety System™ keeps chair from coming off base

ORDER FORM **FAX TO 310-305-1718 OR SUBMIT ONLINE**

Dealer: _____ Marked For: _____ Account #: _____

Date: _____ PO#: _____ Ordered By: _____

Phone: _____ Fax: _____ E-mail: _____

Ship to address: _____

UNIT	ATTACHED ROLLING BASE		FOLDABLE TRANSFER BASE		COMPACT TRANSFER BASE	
Beach Bubble Blue	BTUC-8135M-BB	BTUC-8145L-BB	BTUF-8130M-BB	BTUF-8140L-BB	BTUC-8131M-BB	BTUC-8141L-BB
Lionfish Lavender	BTUC-8135M-LL	BTUC-8145L-LL	BTUF-8130M-LL	BTUF-8140L-LL	BTUC-8131M-LL	BTUC-8141L-LL
	\$2,370.00	\$2,410.00	\$4,995.00	\$4,995.00	\$4,995.00	\$4,995.00
SELECT TO ITEMIZE			BTUF-8130M-XX-IT \$2,545.00	BTUF-8140L-XX-IT \$2,545.00	BTUC-8131M-XX-IT \$2,545.00	BTUC-8141L-XX-IT \$2,545.00
			<input checked="" type="checkbox"/> BTF-K5113 \$2,450.00	<input checked="" type="checkbox"/> BTF-K5113 \$2,450.00	<input checked="" type="checkbox"/> BTC-K5101 \$2,450.00	<input checked="" type="checkbox"/> BTC-K5101 \$2,450.00
Product Size	M	L	M	L	M	L
Weight Capacity	160 lb	180 lb	160 lb	180 lb	160 lb	180 lb
Seat Depth	13"	15"	13"	15"	13"	15"
Inside Seat Width	15"	17"	15"	17"	15"	17"
Back Height	27"	31"	27"	31"	27"	31"
Calf Length	13"	15"	13"	15"	13"	15"
Seat Height Range	23.5" - 27.5"	23.5" - 27.5"	23.5" - 27.5"	23.5" - 27.5"	23.5" - 26.5"	23.5" - 26.5"
Rolling Base Dimension	21"W x 19.5"D	21"W x 19.5"D	21.5"W x 21"D	21.5"W x 21"D	20"W x 17"D	20"W x 17"D
Rolling Base Inside Width	16"	16"	16"	16"	17"	17"
Rolling Base Height	17" - 21"	17" - 21"	15.5" - 19.5"	15.5" - 19.5"	15.5" - 18.5"	15.5" - 18.5"
Tub Base Width at Top	N/A	N/A	31"	31"	20"	20"
Tub Base Footprint Width	N/A	N/A	28" - 30"	28" - 30"	18"	18"
Tub Base Footprint Depth	N/A	N/A	31" - 33"	31" - 33"	17"	17"
Tub Base Height	N/A	N/A	13.5" - 19"	13.5" - 19"	14" - 17"	14" - 17"
Overall Length	N/A	N/A	52"	52"	53"	53"

OPTIONAL CALF SUPPORT & TRANSFER BASE BRIDGE						
Bent Calf	BTU-C8130 \$90.00	BTU-C8140 \$90.00	BTU-C8130 \$90.00	BTU-C8140 \$90.00	BTU-C8130 \$90.00	BTU-C8140 \$90.00
Adjustable Bridge (Compact Base Only)					BTV-A5104 Length: 13.5" - 17.75" BTV-A5105 Length: 17.5" - 21.75" \$895.00	
Fixed Bridge (Compact Base Only)					BTV-A5109 Length: 9" \$465.00 BTV-A5111 Length: 11" \$530.00	

ACCESSORIES (fit all sizes of bath chair unless noted)						
Footrests (if seat to footrest is > 16")	\$360.00	BTZ-A5125				
	\$360.00	BTZ-A5525				
Detachable Armrests	\$495.00	BTZ-A5051				
Seat Angle Bracket (raise seat front 2.5" - 3.5")	\$120.00	BTZ-A5126				
Head Support Pad	\$170.50	BCZ-A8875-BB			BCZ-A8875-LL	
Lateral Support Pads	\$170.50	BCZ-A8830-BB			BCZ-A8830-LL	
Positioning Belt (for use on mesh cover)	\$71.50	BCZ-A8835-G				
Pelvic Positioning Belt	\$93.50	BCZ-A8834				
Rapid Dry Positioning Belt (can be used as pelvic and/or lap belt)	\$269.50	BCZ-A8836M	Fit range: 22"-68"		BCZ-A8836L	Fit range: 25"-72"