



Play, engage and participate on the go with the Miko pediatric mobility chair. Available in 3 fun colors, the Miko offers a sporty frame, stylish Flexi seating, and superb positioning support for children with limited mobility.


## STANDARD MODEL FEATURES

- **Tilt in Space:** tilting the chair offers proven pressure relief by redistributing the pressure of the child's back, shifting away from posterior locations
- **Reversible Seat Position with Quick-Lok:** our patented technology allows the seat to be easily moved from forward to backward position. Quick-Lok release allows for ease of transport
- **Postural Support:** with tilt-in-space and recline features, the Miko with Flexi can be adjusted to multiple angles, making sitting for a long period more comfortable for the child. Armrests are adjustable and removable.
- **Enhanced, Complex-Style Seating Design:** includes contoured adjustable width and depth cushions
- **Transit Brackets:** included as standard on each model. The Miko is safety tested for transportation
- **Included as Standard features:** angle adjustable push handle, fold-away canopy, locking swivel casters, rear wheel lock and under seat carrier




Shown with vent tray  
\*Seating system sold separately


## UPHOLSTERY



Fire Truck Red



Jet Fighter Blue



Punch Buggy Pink



Rearward Facing Seating



Frame folded for easy transport and storage

## ACCESSORIES




All Terrain Option



Oxygen Tank Holder



Angle Adjustable Footbox



Upper Extremity Support



Poziform Belts & Harnesses

**ORDER FORM**
**FAX TO 310-305-1718 OR SUBMIT ONLINE**

Dealer: \_\_\_\_\_ Marked For: \_\_\_\_\_ Account #: \_\_\_\_\_

Date: \_\_\_\_\_ PO#: \_\_\_\_\_ Ordered By: \_\_\_\_\_

Phone: \_\_\_\_\_ Fax: \_\_\_\_\_ E-mail: \_\_\_\_\_

Ship to address: \_\_\_\_\_

<b>MIKO MOBILITY BASE</b>	E1234	\$2,405	<b>WCM-2000-2G-IT</b>
<b>MIKO ALL TERRAIN BASE</b>	E1234	\$2,405	<b>WCM-2000-2GAT-IT</b>
Transit Brackets	K0108	\$295	<input checked="" type="checkbox"/> WCM-K9000
Footplates		N/C	<input checked="" type="checkbox"/> Fixed Angle Footbox
Canopy		N/C	<input checked="" type="checkbox"/> Black Canopy
Under Seat Carrier		N/C	<input checked="" type="checkbox"/> Under Seat Carrier
All Terrain Kit (manufacturer installed)	E2211	\$395	<input checked="" type="checkbox"/> WCM-K1000AT (for all terrain base only)
Weight Capacity			99 lb (66 lb for transit)
Tilt			45°
Overall Length			41.5"
Overall Height (with push handle at highest position)			41"
Overall Width			26"
Folded Dimensions			33" x 26" x 17"
Product Weight			20 lb (47.6 lb with Flexi)

<b>FLEXI SEATING SYSTEM</b>		Jet Fighter Blue Fire Truck Red Punch Buggy Pink	<b>WCF-1000-2GJB-IT</b>	<b>WCF-2000-2GJB-IT</b>
			<b>WCF-1000-2GFR-IT</b>	<b>WCF-2000-2GFR-IT</b>
			<b>WCF-1000-2GPP-IT</b>	<b>WCF-2000-2GPP-IT</b>
Flexi Anti-Thrust Seat Cushion	E2292	\$725	<input checked="" type="checkbox"/> WCF-1000-2G	<input checked="" type="checkbox"/> WCF-2000-2G
Flexi Contoured, I-Back Cushion	E2293	\$725	<input checked="" type="checkbox"/> WCF-K1300	<input checked="" type="checkbox"/> WCF-K1300
Back Recline Hardware	E1014	\$375	<input checked="" type="checkbox"/> WCF-K1301	<input checked="" type="checkbox"/> WCF-K1301
Headrest, Removable & Adjustable	E0955 + E1028	\$355	<input checked="" type="checkbox"/> WCF-K1100	<input checked="" type="checkbox"/> WCF-K1100
Trunk Supports (pad + hardware)	E0956 + E1028	\$375	<input checked="" type="checkbox"/> WCF-K1200	<input checked="" type="checkbox"/> WCF-K1200
Hip Supports (pad + hardware)	E0956 + E1028	\$390	<input checked="" type="checkbox"/> WCF-K1400	<input checked="" type="checkbox"/> WCF-K1400
Armrests, Removable & Adjustable	E0973	\$295	<input checked="" type="checkbox"/> WCF-K1600	<input checked="" type="checkbox"/> WCF-K1600
Chest Harness	E0960	\$145	<input checked="" type="checkbox"/> PCH-340XS-F	<input checked="" type="checkbox"/> PCH-340S-F
Pelvic Belt	E0978	\$65	<input checked="" type="checkbox"/> PPB-300SRXS-F	<input checked="" type="checkbox"/> PPB-300SRM-F
Shoulder Height			12" - 16"	15" - 19"
Back Height			11" - 16"	13" - 19"
Trunk Width			6" - 9"	8" - 11"
Hip Width			7" - 11"	10" - 14"
Seat Depth			8" - 12"	11" - 15"
Seat-to-Floor Height			20"	20"
Seat-to-Back Angle			180°	180°
Footrest Height			8.5" - 11"	9" - 16"

<b>ACCESSORIES</b>				
Upper Extremity Support Tray (cannot be used during transit)	E0950	\$399	WCM-A1601	WCM-A2601
Angle Adjustable Footbox	K0040	\$135	WCM-A1900	WCM-A2900
Medial Thigh Support	E0957 + E1028	\$279	WCF-A1600	WCF-A2600
Poziform Ankle Positioners, Side Release (PR)	E0951	\$130	PAP-200XS Ankle circumference: 5" - 7"	PAP-200S Ankle circumference: 6" - 7.5"
Poziform Toe Straps, D Ring (PR)	E0952	\$30	PTS-200	PTS-200
IV Pole	E0105	\$280	WCM-A9001	WCM-A9001
Oxygen Tank Holder	E2208	\$295	WCM-A9002	WCM-A9002
Vent Tray (Horizontal)	E1028	\$450	WCM-A2901	WCM-A2901
Rain Cover	K0108	\$100	WCM-A9003	WCM-A9003
Deluxe Canopy with Rain Cover	K0108	\$299	WCM-1800	WCM-2800

HCPCS codes are not intended to be, nor should be considered billing or legal advice. Providers are responsible for determining the appropriate billing codes when submitting claims. Referenced HCPCS codes are also not guarantee of payment.