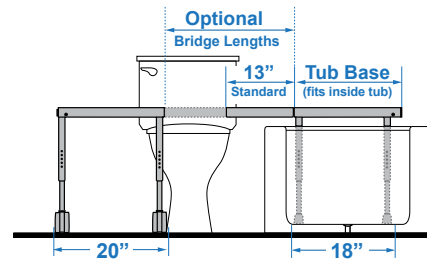
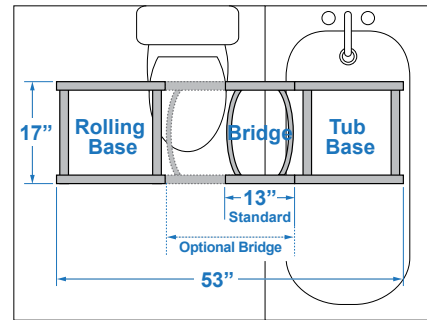






### FEATURES

- Compact, 18" x 18", tub base transfer frame that fits inside bathtub
- Standard removable 13" bridge
- Optional fixed bridge in 9" or 11" lengths
- Optional adjustable bridges from 13½" to 17¾" or 17½" to 21¾" lengths
- Locking system for added safety
- Includes headrest, commode pail, footrests and locking casters



Transfer Base Diagram




### ACCESSORIES



Fixed-Length Bridge



Adjustable-Length Bridge



Rapid Dry Positioning Belt



Reducer Ring

**ORDER FORM** FAX TO 905-787-8550 OR SUBMIT ONLINE

Dealer: \_\_\_\_\_ Marked For: \_\_\_\_\_ Account #: \_\_\_\_\_

Date: \_\_\_\_\_ PO#: \_\_\_\_\_ Ordered By: \_\_\_\_\_

Phone: \_\_\_\_\_ Fax: \_\_\_\_\_ E-mail: \_\_\_\_\_

Ship to address: \_\_\_\_\_

**STANDARD FULL SYSTEM  
CONFIGURATION**

(includes 13" bridge, armrests and footrests)

**BTV-5100**

\$6,189.75

**CONFIGURE YOUR OWN**

Seating

**BTV-5102**

\$1,977.75

Transfer Base

**BTV-5101**

\$3,307.50

Weight Capacity

300 lb

Seat Width

19"

Seat Depth

18"

Seat Hole

9"W x 14.5"L

Seat Height Range

24.5", 25.25", 26", 26.75", 27.5"

Back Height

15"

Back Width

16.5"

Maximum Top of Tub Clearance Height

20.5"

Overall Length

53"

Tub Base Dimensions

18"W x 17"D

Rolling Base Dimensions

20"W x 17"D

Tub Base +Bridge Weight

20 lb

Chair + Rolling Base Weight

40 lb

**ACCESSORIES**

Armrests (included in standard system)

BTV-R5105

\$418.50

Footrests (included in standard system)

BTZ-A5125

\$486.00

Fixed-Length Bridge

BTV-A5109

9"

\$627.75

BTV-A511

11"

\$715.00

Adjustable-Length Bridge

BTV-A5104

13.5" - 17.75"

\$1,208.25

BTV-A5105

17.5" - 21.75"

\$1,208.25

Lap Belt

BTV-A5135

\$94.50

Rapid Dry Positioning Belt

BCZ-A8833M

Width: 4", Fit range: 22" - 68"

\$351.00

BCZ-A8833L

Width: 5", Fit range: 25" - 72"

\$351.00

Padded Reducer Ring

TZ-A4965XS

Hole: 5"W x 6"L

\$371.25

TZ-A4960S

Hole: 7"W x 8"L

\$371.25