

Tamara Simmons

THE FUNDING GUIDE

How to get FREE money
for assistive technology

*for children
with
disabilities*

your **DISABILITY
FUNDING** *specialist*





THE FUNDING GUIDE

for children with disabilities

Tamara Simmons

Copyright © 2015 by Tamara Simmons. All rights reserved.
ISBN: 0-9846035-4-9

The Funding Guide for Children with Disabilities published by Triumph Press
www.TriumphPress.com



No part of this book may be reproduced or transmitted in any form or by any means, electronic or mechanical, including scanning, photocopying, recording, or by any information storage and retrieval system, without permission in writing from the publisher.

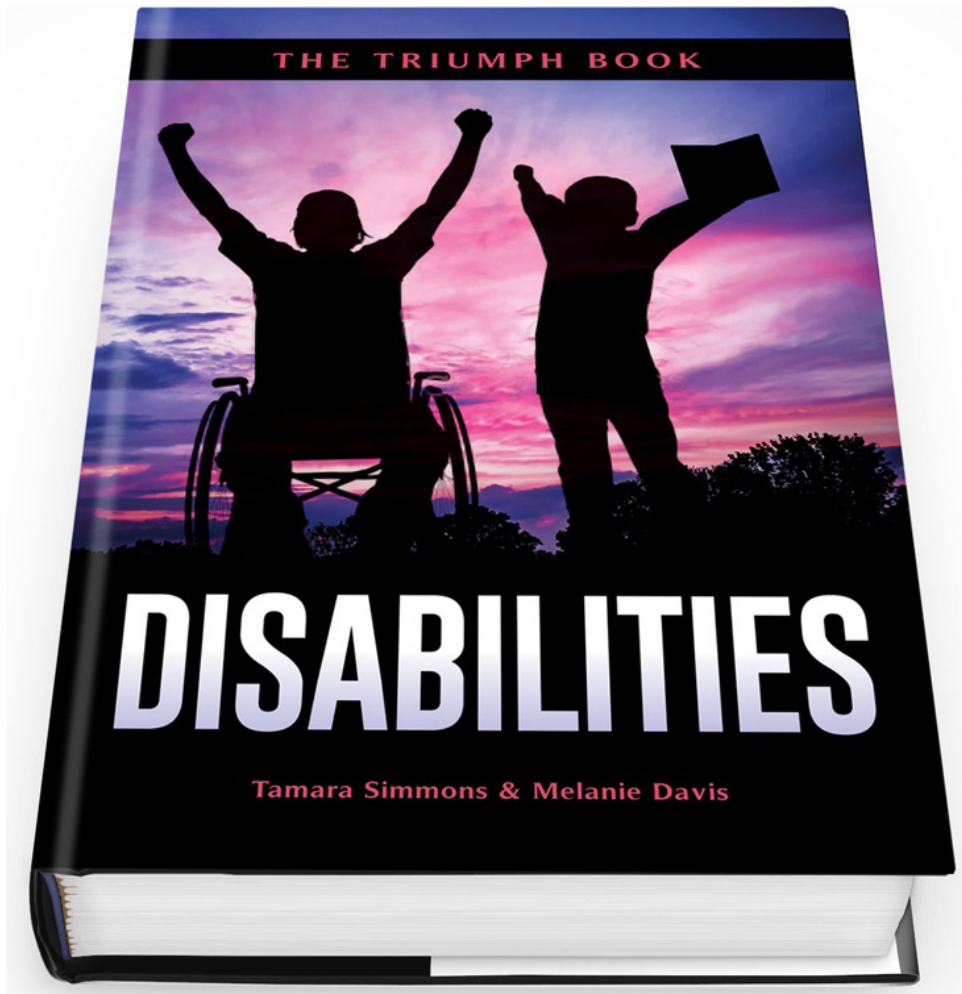
Cover Artwork: flipdesignstudio.com
Layout and design: ipublicidades.com

10 9 8 7 6 5 4 3 2 1

Disclaimer

The Funding Guide for Children with Disabilities and Triumph Press do not guarantee funds raised or becoming a recipient of funding sources; rather they provide general information about fundraising as a service to the community. The information contained in this book is not a recommendation, referral, or endorsement of any resource, therapeutic method, service provider or funding source. Tamara Simmons and the publisher Triumph Press are not responsible for any information or services provided by third parties. You are urged to use independent judgment when utilizing the information provided in this book.

Coming Soon!



Some are born with challenges, others are newly disabled due to injury, and a few are fulfilling the role of care giver, all are inspirational, life-changing examples of what it really means to have disabilities. Learn what is possible to achieve and overcome through the amazing first-person stories told in the pages of *The Triumph Book: DISABILITIES* which also raises funds to meet the needs and dreams of those seeking adaptive technology and other disability support services.

Learn more at www.YourDisabilityFundingSpecialist.com.

Other Books by Triumph Press



The Triumph Book by Melanie Davis

The Triumph Book: HEROES by Melanie Davis and 27 Veterans

The Triumph Program by Melanie Davis

The Triumph Program: Military Edition
by Melanie Davis and Matthew Brown USMC

*Healing the Warrior Heart: A Glimpse into the Hearts of
Combat Veterans and their Supporting Loved Ones*
by Andrew R. Jones USMC Combat Veteran

A Combat Nightmare in WWII by LTC Julian A Roadman

Fully Prepped? by Todd Jones

*My Brother in Arms: The Exceptional Life of Mark Andrew Forester,
United States Air Force Combat Controller*
by Thad Forester



Triumph Press is a resource for those who have the passion to tell their life-stories and change the world.

If you have a true and inspiring story to share, visit www.TriumphPress.com to learn how we can help you publish and join our library of inspirational books.

Charter Sponsors



The mission of Flaghouse is to enhance the quality of life for all people, with resources for physical activity, recreation, education, therapy, and the development and support of like skills.

www.FlagHouse.com



BraunAbility offers the broadest line-up of wheelchair accessible vehicles with more brands, entry types, features and price points than any other manufacturer in the industry.

www.BraunAbility.com



At Freedom Motors, we listen to you and the suggestions our customers provided over the years. Those suggestions helped us create the most functional and reliable wheelchair accessible van and minivan, as well as wheelchair accessible car and SUV mobility conversion.

www.FreedomMotors.com

Media Sponsors



Thank you for making it possible to share The Funding Guide with families across the country!

www.Abilities.com

Creative Mobility ***A Positive Spin on Adaptive Bikes & Trikes***

Creative Mobility provides adaptive bikes, trikes, and hand cycles. Enabling people to go where they've never gone is our specialty. We specialize in helping you find the right equipment solution for your specific needs. Custom fitting is an integral part of what we can do for you.

www.CreativeMobility.net



Disability Resource Link Directory is a robust information center assisting you to easily find the best products and services to meet your needs. Acting as an “Advanced Search Option,” you no longer have to wade through the random and imprecise results of a Google search, but can quickly discover exactly what you are looking for in one well organized listing including which companies and products meet your needs, their locations, all contact details as well as what events are in your area.

www.DisabilityResourceLink.com

Champion Sponsors



Freedom Motors USA proudly supports The Funding Guide



Freedom Motors USA joins The Disability Funding Specialist in recognizing the importance of making the lives of all people as accessible and effortless as possible.

We are committed to helping alleviate the struggles encountered by those seeking financial assistance and are happy to support The Funding Guide and its mission. Together, we can get moving again.



Kia Soul
Wheelchair
Accessible Car



Freedom Motors USA

740 Watkins Road Battle Creek, MI 49015

1-800-62-KNEEL www.FreedomMotors.com

Looking for the right resources?



 drldirectory.com

The easiest way to find
services, products and
great resources.



(310) 867-9123



info@drldirectory.com



drldirectory.com



Every Family Deserves a **BraunAbility**



Affordable mobility is now a reality!

Powered ramp. Flexible floor plan. Affordable price tag.

The CompanionVan Plus gives families the space of a fully-lowered floor vehicle and the convenience of a power ramp without the extra costs of a fully automatic conversion. That means no more transferring and no more manual ramp operation.



Now made **even more affordable**
with BraunAbility Finance!

www.BraunAbility.com





Get from needing an accessible vehicle to owning one.

The most trusted name in mobility is offering the industry's only financing service specifically for wheelchair accessible vehicles.

Experience the only dedicated mobility financing service with:

- ✓ Same day financing
- ✓ Flexible terms and options to fit every budget
- ✓ Amazing rates – as low as 2.39%
- ✓ Secure online application
- ✓ Terms up to 120 months
- ✓ Financing experts specializing in mobility



Ready to learn more?
(844) 498-9800
www.braunability.com

Dedication

This book is dedicated to my brother Hal and to my nephew Jacob; it is because of them that I discovered there is free money out there for children with disabilities. It is because of them that I have written this book, which is going to help each and every one of you reading it improve the quality of life for your child.

My brother Hal has had a passion for cycling his whole life which has brought us to where we are today! Hal has always said, “it is a rite of passage for a child to be able to ride a bike.” He wanted to be able to give his son Jacob the freedom of riding that so many others get to experience.

In 2008 Hal was chosen as one of the Hallmark Heroes. Hal and our family were part of a TV special with Regis Philbin highlighting what we do every day to help others. It was such a special experience for all of us involved. At the end of the interview Regis asked Hal a specific question that I often think about, he said, “if this didn’t happen to Jacob, would you be doing this?” Hal said, “no I don’t think we would be.” It is a reminder that one event can change your life without even realizing it. What changed our lives forever was a little boy and a determined family, and now thousands of people with disabilities have an opportunity to experience the freedom of mobility through adaptive cycling. There are so many benefits from riding a bike, but the biggest one for a child is being able to ride a bike like the other kids.

Jacob is truly an inspiration, that little two pound baby who has grown to be an amazing young man has impacted so many people. Once again because of Jacob, so many families will learn how to find funding to help improve the quality of life for their loved ones through this funding guide.

Here is the link if you would like to see that TV special with Regis Philbin, Hal, and our family.
<https://www.projectmobility.org/aboutus>



*Jacob at the
Northern Illinois
University 5K*



*Hal Honeyman with Regis
Philbin at the filming of
Hallmark Heroes 2008*

Acknowledgements

While I have had many people encouraging and helping me write my first book there are a few people that I really want to thank.

Thank You Mary Anne Schwingle

One very special person has believed in me from the moment I told her about my book; Mary Anne Schwingle. It was about 10 years ago when Mary Anne came into The Bike Rack with her son Ethan to do an evaluation for an adaptive bike. I never would have thought meeting her would lead me to write this book. About 3 years ago she sent me a thank you letter thanking me for teaching her how to raise money for Ethan to get other assistive technology he needed (I have shared the letter in this book). She raised almost \$10,000 at that time and since then has raised over \$33,000!

Besides being such a very kind and loving person, she is really good at raising money and she totally gets it! The first person that I reached out to help me with my book was Mary Anne, she was the perfect fit. She learned first-hand from me how to get free money just by asking.

Mary Anne spent hours and hours entering each funding source I had found over the years into a form that I created. Since day one of raising money for Jacob I saved every funding source I came across, I had over 200. Then by the time I had to finalize my list to put them in the book, many weren't that perfect anymore. So I needed to find quite a few new ones, Mary Anne jumped in to help save the day.

I can't thank Mary Anne enough for all her hard work and for believing in me and what I was trying to do. I am so happy that she is going to join me on future projects, she will be such an asset to the online funding course. As a parent of a child with a disability, Mary Anne is just the person I need to help teach others what she learned from me.



Thank You Phil Studdard

The next person I would like to thank is Phil Studdard from Flip Design in Aurora, IL. If you ever need someone to do any type of graphic design, please reach out to Phil, his work is remarkable!

A friend recommended him to me. Having Phil be my graphic designer was the best decision that I ever made! Everyone who knows me will tell you that I write a lot of emails and they are really wordy. But somehow Phil always understood my vision and was able to create something beyond my expectations.

I will never forget the day I saw my logo for the first time, I absolutely loved what he created. My family was on our way to Chicago on the train when I opened up Phil's email and there it was, the perfect logo...that just made my day.

The logo made it all so real. Then I got another email from Phil and the subject line read, *I thought I would play around with a book cover for you.* He had a blue cover and a white one, I will never forget that day. I was looking at my book cover thinking, NOW it was real! I think I looked at that book cover a hundred times that day. I had been writing this book for so long that it just seemed like it would never happen, but that logo and book cover that Phil designed gave me the incentive to actually finish this book!

Phil went on to do so many other things I needed since that day, but the thing about Phil that stands out is how kind, patient and talented he is. He gets things done so quickly and if I need something fast he always delivers. He has gone above and beyond to help me with so many things. THANK YOU Phil!

Thank You Melanie Davis

I truly believe everything happens for a reason... For some reason on a Sunday last March I went to my computer to find an editor, and Melanie Davis went to her computer to check her Elance account (not looking for any jobs but she was just checking in). She saw my request and was intrigued by what I was doing and took the job immediately. Since that moment, my life changed drastically!



When I decided to write this book I didn't realize the huge impact it could have on helping others. Melanie has one amazing idea after another and she gets things done fast and efficiently, which encourages me to do the same (this is exactly what I need). We work really well together and I know that we have formed a great partnership that will allow us to do so many amazing things to help other people. I could write quite a few pages about Melanie and how grateful I am to have her with me on this journey. She is such an amazing editor, publisher, and marketing director, but the one great thing that came out of this is I met someone who has really become an amazing friend. I know we are going to do great things together!

Thank You to my Family

I have to thank a very special person, my new daughter in law, Jane Intrieri. She played such a pivotal role in making things happen. Whenever I needed help with my book, my website, or one of the many crowdfunding campaigns, Jane was there to help me. Whenever I wrote something and I knew it didn't sound quite right, I would ask her to put her *Jane Magic* on it, and she knew just what I meant. She often would drop everything she was doing to help me.

She would even drive out to St. Charles from Chicago on her Sunday's to help me get things rolling. I loved working with her on Sundays, as we were building my website, or should I say while she built my website as I watched and learned. We worked together on a lot of things and I enjoyed every minute of it. No matter how busy she was, she would always help me. I know that my dream of writing a book is finally a reality because of Jane!

Thanks to my son Christopher. He was always rooting me on and helped me make decisions on what looked good or sounded right. I loved having his input, plus while we worked him and his dad watched Sunday football games while Jane and I worked; we all really had so much fun hanging out on those website building Sundays.

My husband Kevin has read my book so many times I am sure he knows it by heart. He also worked very hard on finding manufacturers for me to get as sponsors, and he checked and double checked all of my funding sources more than a few times. It means so much to me that my husband of 36 years believed in what I was doing and supported me through it! Oh and I can't forget to say thanks for asking me at least once a week *when was I going to get my book done!* Guess what, it's DONE !!!!!!! Thanks for your help and encouragement.

My daughter Katherine was a huge help in so many ways, I can't tell you how many times I would ask her to help me make a decision. When you write a book you just think you're gonna write a book (no big deal, right?), you have no idea how many decisions have to be made along the way and it was such a huge help to be able to bounce ideas back and forth with Katherine. She also is really good at taking something I did and laying it out so much better, my sponsor pages look awesome now! Thanks for making the best choice of all and going with the blue cover...you were right! I can't forget to mention how many times you would have to show me how to use social media. She really enjoyed teasing me, we had a lot of laughs about it.

Katherine graduated last year as an event planner and I am so lucky to have her help as I have learned so many great things from her. She is in charge of our annual fundraiser, Everybody Rides, and people always rave about what an amazing job she does. The funny thing to me is I didn't even realize it but she was always listening to me tell people that if you get a no you ask someone else until you get a yes. I sit with such pride listening to her on the phone asking businesses for donations. One day someone asked her how you do that and she said, "my mom taught me that it's ok to ask for help. The worst thing that someone could say was no and I really love asking and getting money from others to help those in need!" I am so proud of my youngest daughter and the accomplishments she has made in her career in just a year.

Melissa is my oldest daughter and she is a teacher, so she is very detailed and quite the perfectionist. She has always been a huge supporter and always there for me to bounce ideas off of. If they weren't good she would tell me and when she loved it I knew it was the way to go with something. There were many times I didn't think this would ever happen and she really gave me the encouragement to keep going and get this book done.

I really needed her the last few months but she just wasn't able to help me with all the final details. She has had some health issues since last year that she has had to deal with, so I didn't want to burden her but I really needed her.

Melissa knew I needed help editing my book, she told me she would help me. So I told her I do need her to help me, but I was afraid it would be too much for her. Boy was I wrong; this was the best thing to help her on her road to recovery. She highlighted every place that needed to be fixed or changed, wow there was a whole lot of yellow all over my book.

I can't tell you how happy I was to see all those yellow marks, I knew this would put us behind schedule but that was ok. Melissa was getting healthy again; she was able to be that perfectionist that we all know her to be. She is getting her strength back and every day she has been able to do more than the day before.

This is a new year and she is getting better every day and I can't even come up with the words on how thankful I am that my daughter is finally starting to feel like herself again, and in the nick of time. I really needed her help with the final editing of my book. Nobody could have done as good of a job as Melissa did and what really meant so much to me was after she read it, she said to me, "mom this is a really good book". She said that she has read sections of it and proofread many different things over the years but that she had never sat down and read the whole thing cover to cover. Her reaction was exactly what I needed to hear, "mom we need to get this book done right away, people need to see this." After this long journey, seeing my daughter get better while helping me get my book finished, means everything to me.



Everyone who has helped me make this book a reality has given so much of their time and I could not have done it without all of you!

Here we are three years later, it's actually happening!

The Thank You Letter that Started it All

Tammy,

I don't know if you remember me or not ... my son, Ethan got a new adaptive bike last fall. Your funding packet helped to hook us up with an organization that paid for it. Well, I have some more great news!!! Our community had a fundraiser almost two years ago to put an elevator in our home for Ethan. We were about \$5000 short of the funding we needed. Through the same funding packet you sent me, we were accepted by The KNH Foundation to receive the additional funding we needed to complete our elevator project!!! We are so excited, I can't even tell you!

Tonight is a fundraiser for The KNH Foundation in Itasca at the country club. We have been invited to attend since Ethan has been chosen as a recipient of their funding. I hope the weather holds, it's about a two-hour drive for us, but we really want to be there. Anyway, I just wanted to send you a great big

THANK YOU!!!!!!

Your funding packet has helped us with almost \$10,000 in financial assistance!!! The mere words "thank you" just seems so inadequate. I hope this helps you to know that your efforts are not going unnoticed! THANK YOU! THANK YOU! THANK YOU!

I know you said you were going to work on the funding packet over the winter also. If you have added any more information to it, please send me a new copy. I have been helping other families to research and apply for help as well! It feels so good to be able to help others.

Thanks again for looking out for our VERY SPECIAL children! God bless you!

Mary Anne - Ethan's mom

About the Author

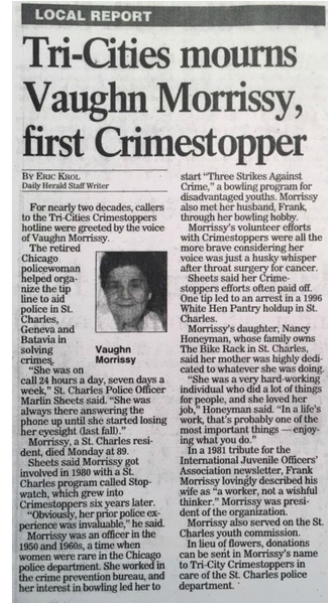
It's kind of a funny thing ... Here I am writing a book. If you told me five years ago that I'd be writing a book, I'd have bet you a million dollars that would never happen. I can't say that I like writing very much, probably because I have to work so hard at it. But I do know how to get free money; and I am excited to let families in need know about all the money out there just waiting for the taking.

When I started to think about writing a book, I thought there is no way I can do it. Then I remembered my amazing Grandma Vaughn. She was one of the first female police officers in Chicago. Grandma Vaughn was selected to compete in Pole Vaulting in the Olympics and she was a semi-professional bowler. In addition to all of that and more, she was quite the writer. She and my grandfather wrote for many publications throughout the years. Oh how I wish she were here; boy could I use her help right now! I know she would love that I'm writing a book. She would be so proud!

Many years ago my brother Hal mentioned something to me about grant writing. I didn't really know what that was, so I did a little research, then went out and bought a grant writing book. I just couldn't put it down. I actually thought it would be a great job for me. I love to simply tell a story and get money to help someone in need. So I took a few workshops and read a lot of how-to books. Then one day, I was looking at grant writing jobs on the internet and saw an ad that was ideal. They were looking for someone new to grant writing, who didn't expect to make a lot of money at first. I thought this was great; her organization didn't have much money and I really didn't know what I was doing. This is what we call in the grant research arena, "a perfect fit." So I began my new career; I was officially a grant writer.

I am blessed to work with my family in an amazing business, **The Bike Rack**. In 2002, we formed a nonprofit organization, **Project Mobility**, as the charitable arm of **The Bike Rack**. I love my job! We help children, adults and wounded service men and women experience the freedom of mobility through adaptive cycling. I am blessed to be part of surprising children throughout the year with their very own adaptive bikes. I get to be a part of something that brings joy to these children, to be part of a child smiling from ear to ear. Like I said, "I love my job!"

My parents are both in their 70s and I have the pleasure of being able to work with them almost every day; how lucky is that?! Then there is my husband, Kevin. We have been married 36 years, with three beautiful grown up children: Christopher, Melissa and Katherine. I am so very proud of each of them.



Oh, and I can't forget my wonderful animals; we are just crazy enough to have three amazing dogs: Menace, Riley and Dakota. When I am at my desk writing, they are always laying nearby. It doesn't get any better than this.



Picture in the newspaper with my Grandma Vaughn, my mom and me holding my oldest, Christopher



Having fun with all my kids



This is a picture of me with my husband Kevin the day we bought our first family car.



This is one of my favorite pictures of my family. We were in Islamorada for our daughter Melissa's wedding. It was a beautiful weekend with the ones I love. I am so grateful that both my mom and dad were with us for such a special day!

Who this Book is for...

- If you are a parent or caregiver of a disabled child, this book is for you. It teaches how to raise funds and reach goals which will improve the life of your loved one.
- If you are an adult with a disability, or care for one, this book is for you. While the *Directory of Funding Sources* highlights only organizations assisting children, the fundraising techniques and instruction in this book are universal and can be applicable to any age and need.
- If you are an organization who serves the disabled community, this book is for you. In fact, you are invited to join our ever-growing list of partners and share the free e-book version with all those you serve. Visit www.YourDisabilityFundingSpecialist.com to register as a partner.
- If you are a manufacturer of products needed by the disabled community, which are usually difficult for families to afford, this book is for you. It can assist your clients to raise the money they need to obtain your product. You may also consider becoming a sponsor or champion of this cause.



FLAGHOUSE®

Resources for Sport, Recreation, Special Needs & More
Since 1954!

Special Needs

Sensory Solutions

Snoezelen®

Motor Skills & Rehab

Developmental & Learning Aids

Positioning & Mobility

Clinical & Accessible Furniture

Daily Living

Recreation



flaghouse.com • 800.793.7900

Table of Contents

Dedication	xii
Acknowledgements	xiii
The Thank You Letter that Started it All.....	xvii
About the Author	xviii
Who this Book is for.....	xx
Welcome to the Exciting World of Getting What You Need!	1
It's OK to Ask for Help	5
How to Use This Funding Guide	9
 Section One: BECOME A FUNDING SOURCE RECIPIENT	 10
Your Funding Plan Step by Step	11
Letter of Medical Necessity	16
Ask Letter.....	19
Find your Own Funders	20
Best Tips from Tammy, Parents and Funders Themselves.....	23
Examples of What Grants Can Provide	26
 Section Two: ALL ABOUT COMMUNITY FUNDRAISING	 27
Fundraising for Big Needs.....	28
Sometimes Larger Community Events are Needed	30
Mary Anne and Tammy's Top Tips for Community Fundraising	38
A Note about Crowdfunding	41
 Section Three: SOURCES FOR MORE HELP	 45
Foundation Center Online	46
The Funding Newsletter.....	47
Online Course.....	48
Your Disability Funding Specialist Website	49

Directory of Funding Sources 50
 Wish Funders 51
 State Funders..... 84
 National Funders 107

Coupons and Advertisements from Supportive Corporations..... 256

Appendix 300
 Letter of Medical Necessity Template..... 302
 Successful Ask Letter Samples..... 303
 Thank you Letter Samples..... 306
 Samples of Flyers from Past Community Fundraising Events..... 311

Welcome to the Exciting World of Getting What You Need!

It is truly exciting when children receive the adaptive technology, therapy or services they need. There is no brighter smile than from the face of a child whose life has been transformed by receiving something that makes things easier, or gives them freedom. I know this excitement firsthand as I have worked for more than twelve years helping families raise money to obtain equipment and other needs that brought joy into their lives.



My journey began when my brother, Hal, and his wife gave birth to triplets at only 27 weeks. All three babies were less than two pounds. The neonatologist told them it would be a miracle if all three survived. Two days after the triplets were born, their little son Jacob had a massive brain bleed which changed their lives dramatically as he was eventually diagnosed with cerebral palsy.



The look on Jacob's face as he rides his bike under his own power is the epitome of the excitement you can know when you fundraise for what you need!

At ten years old, his parents wanted Jacob to receive a new and promising treatment, hyperbaric oxygen therapy, or HBOT (which is no longer new and has solidly proven its effectiveness). At first, everything was expected to go through for Jacob to receive the therapy, but then their insurance company refused to cover it. With that notification, I told Hal I would raise the money myself. Not knowing anything about fundraising, I sat down at the computer and began doing research. Eventually I raised over \$12,000, providing Jacob with three rounds of treatment.

I took my knowledge of raising money for Jacob and started to help other families get the money they needed from funders. I discovered how many families were in need of funding for assistive technology through our family business. My family and I are owners of **The Bike Rack** in St. Charles IL. It began as a small shop, around 900 square feet, and grew into a large and successful store of 10,000 square feet over the course of 40 years. With his passion for biking, Hal discovered a bicycle Jacob could ride with the family despite his disability. Out of this technology, a new division of the business was launched called **Creative Mobility**, which specializes in bikes designed

to maximize the abilities of the disabled and give them freedom to ride. In this division of **The Bike Rack**, all bikes are customized and ordered to fit the capabilities of the rider. Hal often does fittings and modifications meeting the needs of a wide variety of clients, from children to disabled veterans. Where the average two wheeled bike may cost around \$300; the adaptive bikes average \$3000. That is the challenge and reason families of the disabled need funding support; the expenses they face usually have an extra zero added to the number. In 2002, we formed the charitable arm of **The Bike Rack**, *Project Mobility*.



With multiple successes in raising funds for Jacob, I decided to guide and coach the parents coming into our store needing adaptive bikes that they couldn't afford for their children. I put together a fundraising packet which gave them step by step instructions, as well as the most current collection of funding sources. With this resource, I assisted hundreds of families! I vividly remember receiving a thank you letter from one of the parents telling me how, with the help of my packet, she was able to raise over \$9,000 for her child. She was so grateful as the information in my funding packet was the reason she was able to successfully raise the money they so desperately needed.

In the course of working with many families, as well as therapists and other professionals through our **Creative Mobility** division, I became aware of how little people know about the existence of funding help. Even experts serving the disability community are frequently in awe of what I know and can accomplish. With such widespread lack of knowledge, I decided that I should expand my ability to help others by writing a professionally published fundraising guide which I can easily share so that more people find the financial assistance they need to improve their quality of life.

Thank you for all of your funding information that helped our daughter get her brand new bike, I can't believe the information you gave us actually helped us get over \$4,000 from someone and we don't have to pay it back, we did not even know that was possible. It was an emotional day for my wife and I to see our daughter riding a bike for the very first time. If it wasn't for you and all of your great ideas she would never have had the opportunity to have this happen for her.

- Suzanne and Michael

The Funding Guide for Children with Disabilities contains my proven process for applying for support from the various funding sources that assist children. It features the best tips and advice for the greatest chance of being selected for funding. It also includes a *Funding Source Directory* towards the back of this book featuring over 200 funding sources divided into three categories: Wish, State and National Funders. In addition to the instructions for obtaining funds from these sources, I also teach how to successfully run many other types of effective fundraising projects which allow you to raise whatever amount of money you need, no matter how large. It is my firm belief that with the right knowledge, everyone who needs funds can raise them. Armed with this information, all it takes is motivation, dedication and a belief that it is possible! It is my hope that this funding guide assists thousands of families to see their children reach their greatest potential by receiving the assistive technology the need.

I've been writing *The Funding Guide for Children with Disabilities* for many years and have received great enthusiasm along the way. Everybody's support has allowed me to develop partnerships with many hospitals, organizations and nonprofits interested in sharing this guide with the families they serve. You can see who they are at my website www.YourDisabilityFundingSpecialist.com, there are also links to visit their websites as they can be great resources for additional information.

The print version of *The Funding Guide* was released in 2015 by **Triumph Press** and an e-book will be coming out soon. The print version is available for purchase at my website, and when it is released, the e-book will be free to anyone who visits the website where it will be available to download. You can also visit my website to see the Sponsors and Champions who have made it possible to give the e-version of this guide for free.

Your efforts are amazing. I think this is an excellent resource for people. This is a daily struggle for many of our kiddos who need funding....for ramps, bikes, adaptive equipment like specialized computers, etc. We never have enough funding sources and seem limited in where to send them. -The children and families thank you for all your hard work!

**-Kathi , Kathleen F. Brummet
Education Specialist Pediatric Rehabilitation and
Development Advocate Hope Children's Hospital**

It's OK to Ask for Help

I have been helping families find funding for their children with disabilities for over 12 years and have heard many stories about the struggles these families face every day. Each time I hear someones story I am in awe of how strong they are when dealing with relentless challenges.

It took a while, but I finally figured out that half the battle is to realize that ***it is OK TO ASK FOR HELP!*** There was a father I worked with whose family's needs were immense. I gave him a great funding source to apply to and he did all the steps needed to be successful. The first step being the insurance denial, which took far longer than it should have (and got a bit frustrating), but we kept at it and submitted an application. A short time later, he got a **NO Letter** stating they would not be funding the bike he needed for his child. So he sent me an email, showing me the **NO Letter** and stated that he didn't want to apply to any other organizations. I was surprised at this reaction. I couldn't understand why he wouldn't want to keep trying and get the money from another funder just because he had gotten one "no." So I emailed him back and asked why he didn't want to continue. I explained that getting a "no" is ok. I told him it is going to happen and eventually he will get a "yes."

Tammy's Tip: Many Assistive Technology companies have their own resources to help you with the process for funding equipment and are often very helpful.

His family had gone through a multitude of hardships. I was shocked at how much one family could endure. I actually had no idea from any of our conversations just how bad things had been until after I sent him an email telling him it is not unusual to get a "no" response, and that he needed to send out more applications, quite a few in fact, to increase his odds of getting funded. Because he said he didn't want to do this anymore, I pushed to understand why and he finally told me his entire story.

In response I told him about Hal and how at first he would not ask anybody for help. I explained how far Hal had come after he saw so many generous people give Jacob over \$12,000 and realized that it isn't difficult to get money for his child. Hal tells everyone, "**IT IS OK TO ASK FOR HELP!**" I explained to this father how he needed to tell his whole story in the letter that he was going to submit to the funding source. I explained that the people he is asking are giving the money because they want to. That is what they do; they give money to children with disabilities because that is their mission.

**Tammy's Tip: Demonstrating your need is the most critical step:
NO need = NO money & NO device**

About a week later, I got an email from him. He attached the letter he had written to include with his applications. It was almost three pages long. By the time I got to the last page, I had tears in my eyes. I would like to share with you the last few paragraphs he wrote:

“Given what we have been through, and as hard as it has been, nothing is harder than for me to write this letter and to realize that I can’t do it all for my son. The master plan for his life has fallen apart and I cannot afford to provide the best life for him. All along my pride and love for him has stood side by side to make it all happen. I always found a way. Somehow, some way, I managed to do it. All it takes is hard work, determination and effort and it will happen, right?”

The hardest part is admitting I have come up short. I fought for months with my pride about asking for help. I am not that type of person. We are not that type of family. I mean we conquered raising a special needs child to become an incredible person; we conquered cancer, depression, financial loss, the loss of our home, the loss of a job and a career. We did it all, without help, on our own. We give help, we do not ask for it. Well, up until now.

We need help, we need help to get our son a bicycle to ride, to engage in the only real physical activity he can and does do. We need help to put that smile back on his face, to have him ride with his sister. We need help to show us that there is hope; that everything we have been through has not been for nothing. This is the hardest thing we have had to do, ask for help. Can you help?”

Tammy’s Tip: Someone who could have a huge impact on your request is your child’s teacher. Who better to write a letter to the funder telling them why your child needs this assistive technology and its benefits than someone who works with your child on a daily basis. Never hesitate to ask, most of the time they would be happy to help.

One of my own family members has had a lesson on why **it’s OK to ask** for help. Without this lesson, he would have had to pay a bill of over \$8,000.

My son Christopher had a health insurance policy for some time and it cost quite a bit, so he decided to lower his monthly cost because it was becoming difficult to afford the monthly payment. Less than two weeks before he ended up in the hospital, I told him, “You really need to change your insurance.” He replied that he was not going to change the plan because he couldn’t afford the higher monthly payment. I expressed concern because his policy had such a high deductible. He said, “That’s fine; I never use it.” Then out of the blue, he had an emergency appendectomy. Thankfully, between my conversations with him and his fiancé, he arrived at the hospital in the nick of time.

Christopher ended up with a hospital bill of over \$8,000 with that high deductible. I reminded him that it’s just money and thankfully it saved his life. I lost my dear Uncle Ron, a Purple Heart and Bronze Medal Recipient, just seven months earlier to appendicitis because he waited too long. But my son

was concerned about paying off such a high bill. By calling the hospital I discovered that they have a program where you can apply to have the hospital pay your whole bill, or at least part of it.

The income level to qualify was very low and if you were in prison or homeless, you were automatically accepted in and they paid your whole bill. I had a problem with that: you get your insurance for free and now, because you are in prison, you get your bill paid for free as well?! So I called and asked, “What about the person who paid for their insurance and works every day; who is not incarcerated... they get nothing?” Long story short, the customer service agent said, “You can always apply for the grant money; you never know what they will decide.”

So I told Christopher I would help him. I sent all the documentation along with my “ASK letter.” We finally got an answer; it took quite a few months. Of that over \$8,000 bill, he only had to pay \$1500. They gave him a grant for over \$6,500!

I was so excited to tell him this great news; it was awesome! I thought about how my brother Hal had initially not wanted to ask, but received what was needed. I considered the father deciding to give up, and then my son not wanting to ask, but having most of his bills covered. Let me tell you, it’s ok to ask for help! Look at these few outcomes, they are amazing!!!

I said, “Christopher this is the whole premise of my book; **it’s OK to ask** for help. You will get one answer, yes or no. If you don’t ask you will never get a yes.” We asked and he got a yes, a huge yes. He was married soon after and this was such an amazing gift for him not to have that medical debt!

**Tammy’s Tip: If you get a “no,” think of it as a “not yet”
THE YES WILL COME!**



Jacob giving Christopher a high five

What is Assistive Technology

When most people hear the term, “assistive technology,” they think of computers or some type of electronics. Here is the actual definition:

“Any item, piece of equipment, or product system, whether acquired commercially off the shelf, modified, or customized, that is used to increase, maintain, or improve functional capabilities of individuals with disabilities.”

There is quite a range of categories of Assistive Technology; they include devices that assist with:

1. Speech Communication
2. Vision
3. Hearing
4. Learning Cognition
5. Developmental Cognition
6. Daily Living
7. Vehicle Modifications
8. Transportation
9. Computers
10. Recreation
11. Sports
12. Leisure
13. Environmental Adaptations
14. Mobility
15. Seating and Positioning

How to Use This Funding Guide

The Funding Guide for Children with Disabilities is a how-to resource book that identifies all of the necessary steps, samples, and funding sources to obtain free money for assistive technology devices and services. In addition to teaching my process, I have also included **over 200 funding sources** in the **Funding Source Directory** in the back of this book.

While reading, you will discover some of the best tips I have learned over the past twelve years. There is also a section with comments and helpful hints provided directly from some of the funding sources in this book.

I have spent over 10,000 hours researching all of the funding sources listed in this book, speaking to many of them to verify accurate information, however, the accuracy of the directory will change over time as organizations change by either expanding or closing down their programs. I encourage you to learn how to seek out funding sources on your own as there are far more than I have listed in this book.

This funding guide is broken down into three sections. *Section One* teaches you the 13 quick and easy steps of my funding system, shows you which are the most important documents and includes the best tips. *Section Two* provides additional methods for raising funds outside of applying to funding sources including Community Fundraising and Crowdfunding. *Section Three* gives you further ideas and resources to support your mission to raise the funds your child needs.

At the back of the book is the Directory of over 200 Funding Sources. I had one goal in mind when putting this book together; to make it as easy as possible to use. Each funding source has one full page that summarizes who they are, what they fund, their application process and all of their contact information.

In addition to having all of that information on one page, each funding source page will have a section for you to take notes and a checklist so that you don't miss a step. Funders have told me on many occasions that they end up throwing out half their applications because instructions were not followed. Don't let that be you! Most of the funding sources in this book have a website you can visit for more information.

Section One

BECOME A FUNDING SOURCE RECIPIENT

Your Funding Plan Step by Step

To prepare your funding plan, read through this section and follow each step. Don't skip any of the steps; they are all very important in the process. Once that is done, go through the **Funding Source Directory** and find the best fit for your situation, or do a Google search for additional funders as there's far more than I can include in this book. In order to be successful, you need a good funding plan. If you follow all of the steps listed below, you will have a great funding plan! I highly recommend taking the steps in the order listed. This will ensure that you keep the process moving along, which will ensure you reach your goal.

The Simple Steps are:

STEP 1: *Determine what assistive technology you need*

What is the item you need that will help you/your family by increasing your independence, physically, socially, academically, recreationally or vocationally. Where can assistive technology assist you in any of these categories? This will determine your need.

STEP 2: *Get a cost estimate for what you need*

You need to get a cost from the service or equipment provider. This can be done by requesting a price quote. It is common for a Funding Source to require a discount, so when you call for the quote, let the store know you may be purchasing the product through a funder and ask if they will offer a discount. Most of the funding sources are 501(c)(3) organizations and require a discount to provide funding.

STEP 3: *Take a picture of your child with the item you are requesting funding for*

The best part of your **ASK Letter** will be a picture of your child on or with the assistive technology device. What your child needs may not always be a device but could be a service such as Horse Therapy. Having a photo of your child participating in a session with the horse, for example, would be the best thing you could put in your ASK Letter. You want this photo to show what this device or service means to your child; that photo says more than your words could ever convey.

STEP 4: *Get a Letter of Medical Necessity*

It is always best to get a Letter of Medical Necessity from a physician. If you are not able to do that, you can get one from a therapist or a teacher. This letter will determine why your child needs this assistive technology or service. I have included a sample of an often-funded Letter of Medical Necessity in the appendix; just fill in the blanks with your pertinent information.

STEP 5: *Gather important documents for your applications*

You will need to gather certain important documents that some funders may require. Every funding source is different; some require additional financial documents and others don't require any documents. I would put copies of the items listed below in my file:

1. Previous years W-2's
2. Most recent pay stubs for each parent
3. Copies of insurance information for your child
4. Medical History Sheet including diagnostic codes, list of surgeries, etc.

STEP 6: *Submit the item needed and price quote to your insurance to get Denial Letter*

You will want to get this Denial Letter as soon as you have all the documents needed to submit to your insurance. Most often the assistive technology or service you request is denied by your insurance (if it wasn't, there really would be no need for my funding manual to help families). It usually takes some time to get a response, so get this step done as soon as you have all of the documents gathered. Some funders require a denial, others don't, but the best funder match you decide to apply to may need it. You want to have it in place when you apply, so always get a **Denial Letter** just in case.

I would suggest calling your insurance company before you submit anything and explain what you are doing because they may suggest the best way to submit your information in order to get a Denial Letter more quickly.

STEP 7: *Write a high quality ASK Letter*

To me this is *THE MOST IMPORTANT STEP*; please take your time here. You don't have to be a writer; you just need to tell your child's story. Pull at their heartstrings with this letter. You want it to go to the top of the pile. Be honest; don't hold back. Most of the people you are requesting financial assistance from have a funding program because they want to help where there is need. They are there to help you; but you're not the only one who needs assistance. Often these organizations have more people asking for help than they can support, but don't let that deter you. It really is easy to get the money, just tell your story and clearly show how much their funds would change your child's life. It really does work!

STEP 8: *Research funding sources to find the best match for your child*

Now the fun part, well maybe not for you, but this is the part I like best: finding the "perfect fit!" A perfect fit can be determined if they give money for what you need, for where you live and for your child's specific disability. That is what makes a perfect fit! If they don't give money to people who live in Illinois and that is where you live, that is obviously not going to be a match for your child, so do not proceed any further. Look at the geographic location where they fund first, *then* see what they fund.

STEP 9: *Call and talk to the funders that you select*

I tell everyone I work with, "It is extremely important to call the funders and ask any questions you may have." I also tell them, "Even if you don't have a question, come up with one. It can't hurt for them to have heard your name, so always call a funder if you can." Now keep in mind, not all funders want a call. Out of all the funders I have worked with in the past, only one I know does not want calls from any of the families, but very seldom do the funding sources say, "don't call."

STEP 10: *Complete any forms required by the funder*

Some of the funding sources have their own application. Please use it exactly how they have it laid out. Do not change the order of their questions. If a question does not apply, never leave it blank. Put N/A (not applicable), that way they know you did not miss a question. All of the funding sources listed in this manual will have the application included with their information if they have a form you need to fill out.

STEP 11: *Make sure to follow up with funder after 30 days*

I always follow up with a funding source if I have not heard back within a month. Most of the funding sources in this manual meet once a month or on a rolling basis. If you have not received a response in a month, I would call to check in and see if they need anything else.

STEP 12: *If you are funded, send a Thank You Letter!*

This Twelfth Step is almost as important as Step Seven. You must send a **Thank You Letter** to the funder. I can't tell you how many times I have heard from funders that they never got a thank you letter. They understand most families with children with disabilities are busy and often overwhelmed, but the thank you is not for them, they want to give it to the donors who give them the money to give to you. This is SO VERY IMPORTANT! Not only send a thank you, but send a picture of your child with whatever it is they funded for you.

STEP 13: *If you get a no, go and get a YES!*

If you get a **NO letter**, don't give up! You will get some no's, but you will get a YES if you keep at it, just ask someone else! Be sure to also send a **Thank You Letter** to those who have taken the time to review your application and send you a **NO letter**. This may seem superfluous, but they will remember those who thanked them regardless of the decision and you may want to reapply someday.



Tammy's Time Saving Tip: When working on all these steps, it is very important to have an accordion file to keep track of all your important documents such as tax forms, pay stubs, etc. Keep additional copies of each in the file so you can quickly send in multiple applications.




Sometimes Expenses Need to be Explained

There may be times when you are requesting assistance for a need which funders are not familiar with, or for which they may question the amount you are seeking. For example, if a funder is not familiar with service dogs, the cost of one animal may seem exorbitant to them (they may see it initially as an expensive pet) and leave you at the bottom of the pile of applicants, while they question if you are asking for too much money. In your **Ask Letter**, it is important to provide some justification behind the cost of the need. To show how this can be done, below is an explanation written by Ty **The Dog Guy**, an expert in dog training, about the cost of service dogs:

Service dog pricing typically reflects three different areas:

- **Purchase of the dog.** *When we're talking about finding a dog who is stable, confident, and friendly enough to handle the pressures and stress of going into public and being surrounded by hundreds of people, cars, distractions, loud noises, etc. it's important that we choose the right dog. Finding the right dog requires a great deal of manpower in talking with breeders, working with contacts and otherwise scouring the local area for a suitable dog. Upon finding the right dog we normally expect to pay from \$1,000-\$3,000 for the dog.*
- **Time in training.** *There are a great deal of man hours and expertise that goes into training a dog. For example, with an autism service dog, we may need two months of hard work to train the dog to track down the lost child. That's just one component of the training. When you add in an obedience level ready for public access, and the various tasks associated with a service dog, it can be from 200-500 hours of training to get the dog ready. Our core team of three service dog trainers has a combined experience level of 25 years training high level dogs and possesses a great deal of expertise. Our two junior trainers hold a combined seven years working in the dog industry and also bring a great deal of experience to our service training efforts.*
- **Follow through.** *A trained dog is only trained so long as the owner maintains the training. It's not enough for us to get the dog trained. We typically have 10-15 private sessions following the training to acclimate and customize the training for our local clients. For out of state clients we require up to a week on location showing them how to maintain the training.*



Each phase of acquiring the service dog is heavy in man hours and real costs. For that reason, a typical service dog will range from \$10,000 to \$25,000, depending on the tasks the dog is trained for.



Letter of Medical Necessity

A **Letter of Medical Necessity** (LMN) is an official document justifying the medical need for a product or service you are seeking for your child. Many funders require you to have someone substantiate why your child needs the specific Assistive Technology (AT) device or service, stating why this AT is medically necessary and how it will help improve your child's health or quality of life. This person should be a certified professional in the health care industry such as a therapist or doctor.

Most health insurance companies require an extensive, lengthy and very detailed Letter of Medical Necessity, but for fundraising purposes, the LMN that I ask you to include in your Funding Plan should be just one page. You will be submitting your LMN to your insurance only to get a denial. If you expect there is a chance that your insurance company might pay for any or all of the AT, then you need to have a much more detailed LMN written up for you.

Most, if not all, of the funding sources listed in the *Funding Source Directory* don't require a LMN, but I like to have you include one anyway. It shows that your child's therapist or doctors feel that the device or service you are asking for will improve your child's health and quality of life, medically, not just because you want them to have that AT. That will improve your chances to be successful in your funding efforts.

Just because your AT product or service is ordered on a script by a doctor, does NOT automatically mean it is medically necessary. You need a letter written and signed by a certified medical professional that states exactly *WHY* it is medically necessary and the benefits to your child.

I have included a sample letter that I give to my parents who need help getting an adaptive bike. This was written by a doctor, not by me, and is very simple, clear and to the point. Over the years I have seen many different letters, and this is the best one for our customer's purposes. It is easy, quick and very effective. I recommend you model your letters after this one. All you have to do is take this letter, change "bike" to the equipment or service you are asking for, change the bulleted points to fit your child's situation, and fill in the blanks.

A few things to keep in mind when writing your **Letter of Medical Necessity**:

- Use simple words that everyone will understand.
- Don't use acronyms, for example don't say CP, say Cerebral Palsy, don't say AT, say Assistive Technology.

- The person who is looking at your application or grant request most likely won't know what the equipment can do for your child or may not even know what it looks like. Describe the item in detail but in laymen's terms.
- When waiting for your **Denial Letter** (which is often required by funders) you need to communicate with your health insurance company. This part of the whole process is usually the most frustrating, so if you stay on top of it, you can keep it moving along. Call and check on it and then follow up, don't let too much time go by before you check again.
- Get the **Letter of Medical Necessity** started at the beginning of the process, that way it will be in motion while you are working on the other steps. It is just a great timesaver to keep things moving.
- You can write the LMN yourself and just have the certified professional sign it. If you have to wait for someone to write the whole thing, it could take a very long time. Most health care providers are very busy and it could easily get put on someone's stack of work. It will save time to just have them sign it; but don't do that without first asking if it would be okay.
- I like numbered or bulleted sections for listing the diagnoses. Most children have more than one, and bullet points make it easy to understand and see clearly. Do this for your child's diagnosis, condition, list of limitations due to those diagnoses, and the list of benefits or ways the AT will help improve those limitations.

Here is an easy-to-follow list of the things you should include in the **Letter of Medical Necessity**:

1. Your child's name, age, DOB.
2. Your child's diagnosis, all of them if more than one, you can also include their diagnostic codes, but that is not required.
3. Explain your child's condition; remember put it in terms that anyone can understand. Remember bullet these.
4. List out all of the limitations to your child because of their diagnoses. Remember bullet these. This is the most important part, *NO NEED, No AT!*
5. Make a list of how that AT product or service will help improve those limitations. This is a very important part; this is *WHY* you need the AT.

6. In the last paragraph, write just a few sentences on “the why” your child needs the AT and the benefits from it.
7. Then get the signature of a professional with typed out contact information and full name.

Tammy’s Tip: Most funders don’t know or understand all of the limitations that a child may have, so don’t assume they understand these limitations but explain them clearly. Also, keep in mind that if there is a similar product that cost less than another, you need to explain why that less expensive one won’t work for your child.

Ask Letter

The most important document in this whole process is your “Ask Letter.” This is where you tell your child’s story; and you need to tell this story from the heart. Be honest and open about everything including your financial information, your child’s challenges and weaknesses, anything that is life changing, and the most important part of this letter, you need to explain why your child NEEDS what you are asking for. It’s important to be clear and concise in your letter, but explain what the AT will do to benefit your child and expand on how the product or service you are asking for will truly improve their *quality of life* (that is a buzz phrase among funders). Keep it simple, all you really need to do is effectively answer the question, *how and why will this request improve their quality of life?*

More often than not, most people will discuss physical improvements, but it is really important to also include those social benefits, such as your child feeling like they fit in with their peers, improvements in self-esteem, etc. For example, one of the biggest things that an adaptive bike does for a child with disabilities is improve their self-esteem because they are doing something that other children can do and they feel like they belong. There’s nothing like being able to participate in the same activities as your peers to feel like you fit in.

Make sure that you use some of the information that is in your **Letter of Medical Necessity**. Actually you can write this letter by turning your Letter of Medical Necessity into a word document with a bit more background and storytelling. In your *Ask Letter*, it is also important to provide justification for the cost of the AT as the funders may not be familiar with some items and their prices.

Just remember, you want to pull at their heartstrings. It is ok to be honest about your complete situation. That is why you are writing this letter, you are there to tell the story for your child. Be completely honest when you tell your story, but don’t make things worse than they are. Be sure to tell the funder your complete financial situation. If the funder has an income limit and you aren’t completely honest, they will find out. I know one funder that actually visits each and every single family before they make a decision. She told me how once she went to visit one family and saw their house and cars, she didn’t even consider their application. They might check, so be honest. Besides it’s good Karma!

Once your letter is done, share it with a friend or family member to ask them for their opinion. See if your letter was one they did not want to put down until it was read all the way through. You want it to be compelling enough to sit at the top of the pile.

Finding Your Own Funders:

Although there are over 200 funding sources in the *Funding Source Directory* at the back of this book, you should know how to seek out and research funding sources on your own because there are so many more! Every funding source in this book was found on the internet. Almost every household has a computer, and if you don't have one, libraries full of computers are readily available... and that is all it takes. Finding funders also requires some persistence; but keep at it and you will find them. One lead often directs you to many others, so just keep following the leads.

It is actually quite simple to find a funding source, here are some useful tips:

- Visit the website of the product you are looking to purchase first. Many of them offer suggestions on funding sources they have found.
- It seems like in all the years I have researched funders, one search leads to so many more. The one thing I have found is that the disability community is full of sharing people. They are always putting great resources out there, even if it's not for money, such as camps, service dogs, and many more.
- There are many lending libraries and loan programs for equipment you can borrow and use.
- Each term you enter in a web search should be relevant to your situation. Changing the key words you use in your search to something similar will get you a lot of new results.
- I usually go past the first few pages that list the websites associated with a search word. I often go in at least five or six pages, and sometimes more. This is where you may find some that others won't because they only search the first page or two before typing in a new key word.
- Be careful when you search. There is a lot of information out there about free money, grants, and such. Make sure you only choose legitimate funding sources.
- *The foundation Center* is an online subscription service that I use often to find funding sources. They give you access to over 10,000 funders. They list a lot of education scholarships, this is a great resource for a very low cost. Further details can be found in section three of this book.

- As you research funding sources, you will find a lot of useful information along the way. Make sure you save what you find helpful. Keep searching for funding sources and don't go through it while you are searching, just copy and paste it somewhere to save until you have time later to look through them.
- Be careful when using search terms that have to do with money, there are a lot of people out there that like to take advantage of people.
- Look for recent activity on each website. Even though the website comes up, it may not have had activity for quite some time; indicating that the organization may not be around anymore. Look for last update to website by organization, upcoming events, and recent posts from people visiting the website
- Check eligibility requirements first! There's no sense in wasting your time researching an organization that is not a match to your situation.
- If you're not a match to an organization but know someone else who might be, make a list. Email or post where others might find it. You might just be the person that opens the door for someone else!
- If you're not sure if you are a match with an organization, send an inquiry. You can also use this as an excuse to make a call.
- Make sure the website you're visiting is a safe one. Back out of it if any warnings come up!
- Make sure your search words are typed correctly.
- You do not have to pay for research. If a website asks for money, keep searching elsewhere. Also, never give out financial information when searching for grants or funding sources.
- Be persistent! Don't just check the first couple websites that come up. Keep reading and researching!
- Change around the order of the words you use or use different words with the same meaning: grants/funding, children/kids, CP/cerebral palsy, etc.
- The funding information may not be right up front when you get to what you think is a great fit and a great source.
- I can't tell you how many times I found a great funding source and got really excited to only find out after I spent a half hour at a website searching through it, that they weren't a fit because of geographic location. I messed this up for a very long time, so first thing I do before I even look to see what they fund for is GEOGRAPHIC LOCATION. This tip will save you a ton of time!

- Don't give up. It took me a long time to learn how to research effectively. I have learned to get in and get out; if you have to spend too much time trying to find their funding information, save the link to call them later and just ask. Not everyone has websites that are easy to navigate.
- If you're not sure, just call and ask about their funding policies.
- If a source only funds for a 501(c)(3) that means it is only for a nonprofit organization, they do not fund for individuals. When you see that, you are not going to be a fit and do not apply.

Suggested key search words: disability, children, grant, funding sources, type in just your child's specific diagnosis, funding for _____.

Here is a list of criteria to determine if you are a good match for the funding source:

1. **Geographic Location** - If you don't live where they fund, you're out.
2. **Age** - This guide is for children - that could be any age up to 21 - They are all different; some think of an adult as 16 or 18, some even think of a child as 22.
3. **Disability** - Just about every disease specific organization has some type of funding.
4. **What AT you are looking for** - They may not fund a service dog so it's not a match.
5. **Income might matter** - not for most, but it could.

Best Tips from Tammy, Parents and Funders Themselves

Tammy's Favorite Quick Tips for Success

1. The very first step in the funding process is to choose the most appropriate assistive technology (AT) needed.
2. Always try before you buy.
3. Save time and get more than one price quote for the same item from different vendors. Most funders will require three quotes from different vendors.
4. Take a photo of your child with the AT that you are trying to get funding for. The adorable image of your child enjoying the device that will change his or her life will get you a long way in receiving the monetary assistance you need.
5. When researching a funder, the first thing you should consider is geographic location; you must be a match.
6. Submit all required paperwork to your insurance right away; they need time to process your **Denial Letter**. Some funders require this, some don't—but get it anyway.
7. Follow instructions! If the funder asks for only three typewritten pages and you give them four, they will file your inspiring prose under “G” for garbage.
8. Go big or go home! Apply to multiple funders for the same item and drastically increase your chances of being funded.
9. Don't forget to donate the AT that your child has grown out of to a friend, a neighbor, a school, a therapy center or even a lending library. If you donate it to someone else, you can also put that in your application. Funders love to see people paying it forward and it increases your chances of getting that same item again in a larger size from the original funder.

Best Tips from Parents who have Received Funding

1. Don't apply for grants you KNOW you don't qualify for! Don't waste the funder's time or yours!
2. ALWAYS send a **Thank You Letter** - no matter what the outcome.
3. Send a picture of what the funding was used for and your child using/enjoying it.
4. Provide the most up-to-date info as possible. i.e. medical summary/info.
5. Mention all in-kind donations received and let the organization know what you can contribute. For example: My husband is a journeyman carpenter through the union. When asking for building supplies, etc. I always stress to the organization that their money can go further if awarded to us because they won't be putting out funds for labor, we are supplying it.
6. Follow instructions EXACTLY as stated! Put the info in the order they want, attached, stapled, or not: *JUST AS REQUESTED*. You don't know what happens to your application when it is received, but the organization's staff does! Make it as easy as possible.
7. Tell the truth. Honesty is ALWAYS the best policy!
8. Research the organization before you contact them. Know who they are and understand what they have gone through to build their organization and why it was started.
9. When writing to the organization, use phrases from their mission statements and other sections of their website. Show a direct relationship between their beliefs, your situation and what you are trying to accomplish with their help!
10. When I am writing the **Ask Letter** or explaining about my son's life, I watch him while I'm doing it. (He doesn't know this!) It really helps me focus and tell the story from my heart!

Important Tips Directly from Funders

1. Read our guidelines carefully. If you don't meet each and every requirement, then don't apply.
2. If we only fund for children who live in California and you live in Florida, please don't apply. This is often the biggest mistake that is made on applications.
3. Never type using less than a 12 point font so you can squeeze in more information unless the guidelines state to use a smaller font.
4. We have to read through a lot of applications, be as clear and concise as possible. Sometimes, less is more.
5. If you are not sure of something, give us a call. We don't mind helping to clarify something to save us both time.
6. If you don't get funded the first time, you can usually apply again. Sometimes we just have more applications than money, but that could change at the next meeting. Make sure you check our guidelines for the time you need to wait before you apply again.
7. A picture really is worth a thousand words. Include a photo of your child with your application.
8. If we have requested additional items to complete your application, please get them to us right away. We can't complete your application until we have all of the items we need. I can't tell you how many requests are sitting on my desk waiting for more information.

Examples of What Grants Can Provide:

Mary Anne Schwingle has mastered the technique of applying for grants on behalf of her son, Ethan. Below is a list of everything she has received simply by following the instructions in my funding packet. This shows what a wide variety of items grants can provide:

1. Therapy bolster worth \$1000 from a local organization. We can do home therapy the same way he does during his regular sessions any time that is convenient!
2. Big Time Rush concert - concert tickets, meet and greet session with the band and a fabulous hotel room for the weekend.
3. Adaptive bike – which allowed us to donate Ethan’s first adaptive bike to a boy with Downs Syndrome. Ethan has put miles and miles on his bikes! This has provided so much freedom and exercise!
4. Shower tile – Ethan has a 5’X5’ roll-in shower. The tile was provided through a grant.
5. Jazzy power wheelchair – another grant! Very rugged chair allowing him to be more active and included in group activities.
6. Residential elevator – our local community held a benefit and an organization donated the balance of the funding not raised during the benefit.
7. Shower bars and toileting safety bars – These were provided by a local agency and safety is always #1!
8. Special needs swing – Ethan has spent countless hours in the swing!
9. Trip to Disney – 5 days, 4 nights; all expenses paid! Every detail is covered! Most enjoyable vacation EVER!
10. These trips/items/experiences have all been made possible simply by researching and applying. It is possible for anyone to do this. Believe me and believe in yourself!



*Ethan meeting his favorite band,
Big Time Rush*



*Ethan in his new Jazzy power
wheelchair*

Section Two

ALL ABOUT COMMUNITY FUNDRAISING


Fundraising for Big Needs

Throughout time, humans have survived the adversities and challenges of life by working together as a collective force to accomplish what they couldn't on their own. In the early history of America, settlers held "barn raisings" to build in one day what would take many months or more to create by themselves. When the needs of your disabled child are greater than you can meet, that spirit of community still exists today. Just as I shared earlier in this book that **it's OK to ask** for money, it is likewise OK to ask for help in raising that money.

Along with teaching you how to successfully receive grants through funding sources, I want to empower you by providing information on how to raise funds regardless of being selected by funding sources and in larger amounts than many of the sources provide, because often your needs require more money than they give. This is best done through the concept of **COMMUNITY FUNDRAISING**.

There are many creative fundraising ideas you can discover and utilize, but Community Fundraising, as I am about to explain, is the surest way to raise the most money in the shortest amount of time and can be done anywhere, any time. You don't have to wait for selection or approval to let your fundraising begin.

Example of Raising Funds for an Autism Service Dog



Carrie Snowball discovered there are service dogs for autistic children. Her son Saxton suffers both autism and epilepsy, which is common in children with autism. From what she read Carrie learned that service dogs have a profound positive effect on these conditions and decided she needed one for

her son. She found Samantha, whose cost was \$12,000, which is actually inexpensive for a service dog. The fundraising process to obtain Samantha started with the most elementary version of community fundraising there is... a lemonade stand!

Carrie's children worked together to create a stand on the front lawn complete with a thermometer poster showing the amount needed which they colored in as money was raised. They sold cookies and lemonade to their neighbors and advertised it on Facebook. In one day, they brought in \$250. Carrie exclaims, "We don't live on a busy street, but people would give money as they passed by, even if they didn't want anything to eat or drink."



After that first fundraiser, I was introduced to Carrie as a coach and created a crowdfunding campaign for her, which brought in around \$4000. She emailed the link to everyone she knew and asked all her friends to share the link on Facebook. Carrie says, "The biggest thing which brings you success in a crowdfunding campaign is to be sure to have a captivating video that tells your story including a heartfelt plea of why you are doing it, and how it is going to help."

Sometimes Larger Community Events are Needed

Moving towards her goal, yet still far from what was required, I assisted Carrie in organizing a larger community fundraiser. The event was held in the form of a lunch at her local Texas Roadhouse. Carrie says that working with them was an incredible experience. Texas Roadhouse gave her three fundraising options and offered to hold as many fundraisers as was needed to raise the total. As it turned out, they raised all they needed, the missing \$9000, from just one luncheon.

Once they decided it should be a lunch, Carrie selected a few items to be on the menu. The agreement was that all she had to pay for was the food and a few employees, with a total cost of about \$3.00

per person. The rest would go towards buying Samantha for Saxton. The restaurant has a PR person who met with Carrie and worked with her on every step of the process. She encouraged pre-selling tickets for the lunch so they would know how many to expect. Carrie, along with all those helping her, pre-sold tickets for \$15 each, which included the main course, a roll, a vegetable, and unlimited drinks. She was told the restaurant could only handle 300 guests, and in the end that is exactly how many attended her event. Through pre-sales, 170 tickets were purchased and the rest of the 300 supporters came from those who arrived the day of the lunch.

In addition to ticket sales, others made donations when they learned about the cause including both monetary gifts as well as items to be added to baskets for raffling. The raffle brought

Please Join us For a Fundraising Lunch at



Sandy Location (10600 so. 200 w.)

October 8th 11:00 -1:00

Tickets are \$15.00 each or 2 for \$25.00

Tickets can be purchased by contacting Carrie Snowball -@801-949-2736 or Jennifer Jonsson @ 801-597-0673

Lunch Includes your choice of:

BBQ ROASTED HALF CHICKEN • A half chicken trimmed, uniquely seasoned, slow-roasted to the perfect tenderness while basted with our signature BBQ sauce.

OVEN ROASTED HALF CHICKEN • A half chicken trimmed, uniquely seasoned, and slow-roasted to the perfect tenderness.

PULLED PORK • Tender pork covered in our signature BBQ sauce. Served on a toasted, Texas-sized bun.

All lunch entrees come with corn, choice of caesar salad or side salad with ranch dressing, a drink, and famous Texas Roadhouse rolls.



All Proceeds will go to purchase a much needed service dog for Saxton Snowball.

Two things that a great many autistic children have in common are, wandering, and a fascination with water, both are potentially life threatening. Service dogs for autistic children are trained in search and rescue and tethering. Service dogs bring safety for the child and peace of mind for the parents!

in \$2000 of the total. Carrie recommends that when collecting donations, it is best to go to people or businesses directly and ask for specific items, rather than putting out a general call for help. She had ten baskets in all. One was a fitness basket with a free month gym membership, free personal training session and supplements. Someone donated music lessons while others donated dog grooming and art lessons. A Beachbody coach donated a Shakeology basket including samples of the shakes, a workout DVD and a blue tooth speaker. There were some even bigger baskets, one which included a signed jersey by Jimmer, BYU's popular basketball player, along with tickets to a Utah Jazz game. Carrie emailed *The Piano Guys* to see if they would be interested in doing a benefit concert. While they were unable to do the concert, their marketing director responded quickly to Carrie's email with tickets to their Christmas concert and a hotel donated a night's stay which was combined with the concert to become the biggest basket to raffle.

Once people knew Carrie was looking for things, many others volunteered to help her collect contributions and were able to obtain gift cards and donations from stores as well. People were buying \$200-\$300 worth of raffle tickets each. When I asked Carrie if she considered doing a silent auction instead, she said that due to the nature of the event, where people were popping in for lunch and leaving quickly, they couldn't stay for an auction, so this was the best method, but that silent auctions can be known to bring in as much or more for just one basket as all the raffles combined and should be considered in other venues, especially when the participants are more affluent.

On the day of the luncheon, people began lining up at the doors at 10:30, for when they opened at 11 a.m. Texas Roadhouse was constantly busy for her luncheon until it ended at 1:00 p.m. *Ty the Dog Guy* (who wrote the article on explaining expenses earlier in the book) was the trainer for Samantha and brought her to the lunch so people could meet her and ask him questions, learning about the service they were supporting. It means a lot to people when they can connect with the cause they are helping. A great tip from Carrie is to build your event around something people need anyway... everyone who came that day needed to eat lunch, so they were happy to spend their lunch break in support of a sweet child with autism. Another key factor in her success was working to help people know about the need, including educating them about what a service dog can do and why the cost is so high. Some who didn't previously know about service dogs might have thought \$12,000 is expensive for a pet, but everyone walked away with a greater appreciation for the therapies which are available for autism and other disabilities.

A Few of the Marketing Strategies

To help people learn about Saxton, Samantha and the importance of this event, I created a Facebook page for Carrie where she posted updates on the progress, including the raffle baskets as they were gathered along with sharing pictures and videos of Saxton with his new companion as they met and went through training, so people could know about and appreciate what they were making possible.

A few of the marketing strategies which helped this event be successful were visiting businesses and schools nearby inviting them to come and handing out flyers. Friends sold tickets at their places of work which led to the support of many businesses who bought tickets for their employees. A few of them even ordered take out when they couldn't stop working in order to come. One company spent \$500, brought nine employees and then bought \$200 in tickets. Through the process of reaching out to so many people and businesses, Carrie had many offers to cover whatever she was short.

Big Tip from Carrie: People want to know how much of what you raise is going to the cause. Fundraisers should be free or as low cost as possible because supporters want to know that the majority of their money is going directly to the need and are more likely to support an event that gives the most to the cause.

Carrie says that advertising is important and that if there were more time, they would have done more, but as it was they were able to hit capacity and reach their goal with just a month of planning. She recommends that anyone running a fundraiser should reach different audiences in their community. Carrie told me, "I have a friend who is still trying to raise funds for her dog. She says she feels like she's begging for money from the same people. I try to help her see that you have to get outside and reach different circles. The school community does two fundraisers to serve others every year. If she went to them, she would likely be selected. I have given her great ideas for fundraisers that I know work every year at my school. They raised between \$7,000 and 9,000 dollars for leukemia and the kids love it."

What's Harder, Putting on a Big Community Fundraiser or Living Without the Assistive Technology Needed?

Carrie said that her friend never takes any of her advice, but keeps complaining and asking for ideas. How many of you reading this book are thinking, "Wow, that just sounds like way too much work!" and, like Carrie's friend, are going without what you need because you are daunted by the task of fundraising? Yes, putting on an event to raise thousands of dollars can definitely be a lot of work, however, stop and think about how hard it is to live without the item, technology or one of your child's needs. Before Samantha, Saxton had seizures every day. Since she arrived, Saxton's seizures are nearly gone. (See the *Samantha and Saxton* story on the next page for more about how Samantha has changed his life.)

Was the work it took to put on that luncheon worth it? Wouldn't any amount of work be worth it?! It is my hope that as you read this book, you will not feel overwhelmed at the idea of raising money, but instead be motivated and excited that there is nothing stopping you from reaching your goals. I hope you will decide, as you learn about fundraising, that you too can raise what you need, no matter the amount.

Samantha and Saxton

by Carrie Snowball



Samantha has drastically improved Saxton's life! Saxton has several types of epilepsy and was having over 100 myoclonic seizures a day and grand mals a few times a month. We tried numerous medications which seemed to only help with his grand mal seizures. We even tried the modified Atkins diet, which he didn't tolerate at all and lost 10 lbs in one month. At our last neurology appointment before we brought Saxton home, they wanted to discuss Vagus Nerve Stimulation surgery in hopes that it would help. I was not ready to discuss a brain surgery yet!! The first weekend that we had Samantha to our house for a "sleep over" we noticed that Saxton had very little seizures. We took Samantha back and gradually his seizures returned to normal. We brought her home on December 4th, 2014 and as of May 23, 2015 we have not seen him have a myoclonic seizure yet and he almost made it 4 months without a grand mal! There's no scientific evidence that Samantha played a role in this new seizure pattern, but we are believers!

Samantha was trained in search and rescue because Saxton likes to run away... or just run, we haven't figured out which yet. But, he won't answer when we are calling for him

either, which presents another problem. Sam has had to find Saxton several times. They both think it's a fun game and Saxton squeals with excitement every time Samantha finds him. If he goes out our door, Sam will come get me. On one particular day I had put Samantha in her place while I ate lunch. Saxton was supposed to be playing. Sam kept whining and whining. I thought she just wanted to get out of place until I looked at her. She was facing the opposite direction and whining towards the room that Saxton was supposed to be in. I quickly let her out of place and she ran to the "escape route". He had gone out our sunroom door and out the garage and was running towards our gate. I stopped him and brought him back in, then started to put my lunch away. I had just gotten to the refrigerator when Sam came trotting into the kitchen staring and whining at me. He had gone back out the sunroom door, figured out how to open our slider and had run right back outside. He didn't get quite as far that time.

Apart from these huge differences that she is making, it's often times the small changes that bring tears of gratitude to my eyes. Saxton talks sooooo much better now that he is not having seizures and he is in "control" of something. He listens better. He doesn't run in the parking lot. He will walk beside Samantha in the grocery store or hang onto the back of the cart, instead of having to be kept in the basket so he won't run away. She has given him freedom that he's never been able to experience before and opened up a whole new world for us. These seemingly small things mean the world to me.

Example of an even Bigger Community Fundraising Event

Now I'd like to share with you a little about my friend Mary Anne Schwingle. Like Carrie, she is a go-getter and someone willing to do what is needed to help her son. Ethan was diagnosed with Cerebral Palsy five days before his first birthday. Mary Anne says it was shocking, "At first I was angry. I had done everything right and had an amazing pregnancy." She says that she now feels she was chosen for this and it's been an awesome experience. Her son also believes he has CP for a reason... to help others. Perhaps one of the reasons can be found as you learn from their experience raising the \$27,000 needed to install an elevator in their house.

.....

*Whatever your need, whatever the cost,
you CAN raise the money!*

.....

In Mary Anne's story, the funds were raised in a small town of only 800 people which is an amazing feat by itself, but Ethan's wasn't the first large fundraiser in the community. Previously they had raised over \$30,000 for a family who lost their father to cancer, and then another fundraiser brought in \$20,000 to pay for the high medical bills of an older woman in their neighborhood. The secret to all this success came from the fact that many people helped, making light work of a large event. Getting the community involved in doing the fund raising, as well as providing the money spent, is KEY!



Picture from the Beer Garden and Concert

In order to learn the details of this fundraising achievement, I interviewed one of the organizers of the benefit, Patti Schultz, so that she could teach us how to duplicate their success. The event they held for Ethan was a Beer Garden, Concert and Community Gathering with activities for kids and adults. Patti told me, "To begin a large event, I would start by approaching someone I wanted to work with and suggest we put on a fundraiser together. Between that person and me, we would spread the word that we needed people to help while promoting a planning meeting where all who

wanted to learn or participate could attend and talk about the fundraiser. The best place to hold such a meeting is at the most popular watering hole or restaurant."

Patti says that it's important to call and personally invite people to the planning meeting. When you call your friends, and ask them to invite their friends, you can end up with a large group of people to help, and that makes all the difference.

One of the best activities of the event was called *The Miss Benefit Beauty Contest* where men dressed up like women and did a pageant. They wore evening gowns with hair and makeup done. To see the men we had grown up with going all-out to help was wonderful. One guy drew a tattoo on his arm that said, “I heart and then crossed out three names with the last one being Ethan.” We had 20 up to sixty year olds who participated.



Once you have the group of volunteers gathered, then you need to assign committees to cover one of the six following tasks:

1. Banking:

Most banks have a program for opening an account specifically for an event. It's usually set up in the name of the person handling it along with the child's name the fundraiser is benefitting. Be prepared to bring in a lot of money at the event. Pre-ticket sales can give you money to work with ahead of time and then you will need cash boxes and change at the event itself.

Trust everyone who is selling raffle tickets to get you the money. Record the number of tickets someone takes to sell, and how much they will return. After that, you have to trust people, and it always works out. Presales and raffle ticket buyers may not even come to the event. They are just supporting it by buying them. You can also collect funds through online sales of raffle and entrance tickets. This works especially well when you make the tickets cheaper when they are bought early instead of on the day of the event.

2. Advertising:

Plan at least three to four months in advance and find creative ways to advertise. One of the best methods we used was submitting stories to the local media about the person we were doing the fundraiser for. At the end of each story was a blurb about the fundraiser, so it was a free article instead of an advertisement that had to be paid for. It is best that the person the benefit is being held for is in attendance is a big deal, although it's not always feasible. People love to gather around and meet the one they have come to support. Signage is also key in advertising. Where possible, use free marquis and put signs up around town.

3. Events:

This includes actual activities at the fundraiser such as games targeting different age groups, finding things people would be glad to buy a raffle ticket for, collecting donations for auctions (live and silent) and the event agenda. The key to success is for everything to be free! It can be easy to get upside down if your event has too many costs, and when everything is donated, the fundraising goal is more likely to be reached. You can visit local businesses and receive great items to auction, including furniture, oil changes, gift cards, etc. We even had a motorcycle donated by a Harley Davidson at one of our events.

4. Food:

Everyone loves to eat and food can raise a large amount of money. Often people will pay more than you are charging for the dinner or plate of food. It is important at every step to get as much donated for free as possible, so that the most money can go to the cause. This means asking local grocery stores or restaurants for food, support and even participation.

5. Entertainment:

This is such an important part of the event that it doesn't fall under "Events" but has its own category. This aspect can be the reason that some guests attend the event. A guest may attend the event specifically for the band that will be there, but they will also be excited that their money is going towards a good cause as well. To spruce up the entertainment for your event you could get a DJ, photo booth with props, a comedian, and there are many more ideas. Just remember to have something fun for the guests to do. If you choose to have alcohol, you could also do a wine tasting event or have specialty beers available for purchase as this can be the entertainment value of the event. The entertainment for the event should not be over looked. This can be what people tell their friends about the next day.

6. Location:

Finding the right location is essential, and having it be affordable, or ideally free, is just as important.

Tammy's Big Tip: If you are going to do a fundraiser, GO BIG! It takes just as much effort to put on a small event than it does a large one.

The benefit put on for Ethan was a huge success with people traveling from local towns and miles around to participate, or sending donations after learning about the need. Doctors, therapists and others came to greet Ethan, who enjoyed the event immensely. When it was over, they were only \$4500 short of installing the elevator. Mary Anne used the fundraising packet I gave her, which has now become this book, to raise the rest of what she needed. Because her husband is a carpenter and was able to provide much of the installation, the funding source selected her application, seeing that they could make their money go farther by not paying for labor. Mary Anne believes that having most of the money already raised for an elevator also helped her application be the one they chose.



Mary Anne's Big Tip: Having money already saved in the bank from doing a fundraiser shows Funding Sources the work you've done. Seeing your effort makes them more inclined to help out and select your application.

Mary Anne and Tammy's Top Tips for Community Fundraising

Mary Anne's Community Fundraising Tips:

1. Consider the age of the “benefit recipient.” For children, have kid appropriate activities: games, prizes, food, dunk tank, etc.
2. Ask what you can bring to the table. Example: My husband is a musician, so his own band could play at the benefit.
3. ALWAYS carry flyers with you to hand out. I am always striking up conversations with people about different things. Don't be afraid to hand them out to someone you feel is interested.
4. Contact local groups to help at the benefit: 4-H clubs, student councils, local high school bands, ANY entertainment and free help you can think of, high school seniors that need community service hours, Lion's Club, Jaycees, church youth groups, etc.
5. An easy way to raise money is to put out donation cans at local stores, banks, gas stations, etc.
6. Put a big container (like a milk jug or something with a lid) in each school classroom and have a contest as to which class can collect the most change. Give the winner a pizza party, ice cream social or something similar as a prize. Use a slogan encouraging the students to be “part of the CHANGE” that you are raising money for! Even the youngest of children love to collect change; it teaches them to donate to those in need and they feel good about it in return!
7. NEVER, EVER hesitate to answer questions when you know people are afraid to ask them! Talk with the benefit committee so everyone is on the same page and the facts are all on the table. Living in a small community, all of our committee members have known Ethan since he was a baby and have been in our home many times through the years. They could REALLY see the need we had for the elevator.
8. Give back when you can! Show the community you appreciate their hard work by volunteering at the next local benefit. It doesn't have to be something huge, just help out! Things you can give are items for a bake sale, fold/separate tickets and think of things you can do at home to help out if it's hard to get out of the house because of your situation. Make phone calls or flyers. There are always things to be done behind the scenes that pull these events together!
9. Contact the local newspaper to do a story on the benefit to spread the word for free.
10. Put a thank you in your local newspaper when the benefit is over letting people know how much their support means to you and your family.

Tammy's Best Community Fundraising Tips:

1. When you think it might be too much work to put on a community fundraiser, write a grant to funders, or set up a crowdfunding campaign with the potential to raise thousands of dollars, think to yourself, *how long would it take me to make that much money at my job?* Now it sound like a lot less work doesn't it!
2. When forming a team for your community fundraiser, make sure you have at least one or two people you know you CAN count on all the way. You may find that you lose a few along the way. There are those who aren't quite as committed as you had hoped, so make sure you keep that in mind as you organize your team.
3. From all of the benefits that I have organized so far, I've learned that the most important part of the event is at the beginning when everyone shows up at once. The registration table really has to be ready to go. Run through this part of the event with the people working at the table a few times, because it often gets backed up until everyone gets the flow going.
4. There is much discussion on which is better; doing a raffle or an auction (usually silent auctions.) I have found it is better to sell raffle tickets, especially for higher dollar items. For example, I did a fundraiser for my niece who was recently diagnosed with MS. We had a heated debate between raffle or auction. I wanted it to be a raffle, but others wanted auction. Since I was not the one who rounded up all the prizes, I let them decide, but made it very clear that most people can come up with 10 or 20 dollars for those Chicago Blackhawks Hockey Tickets, but only a few could come up with the starting bid of \$300.00. If we sold even just \$10.00 worth of tickets to even half of the people that came that day, we would have made \$2,000, but instead they went to auction for less than \$200.00! With that said, you really need to know your environment to decide on auction or raffle: black tie gala = auction; sports bar = raffle.
5. Make sure you have a microphone at your event. The first year we put on *Project Mobility's Everybody Rides Annual Community Fundraiser*, we discovered how much we really needed one. It adds a level of excitement and fun when someone is talking at an event with hundreds of people able to hear. Not having one was a big mistake, most people couldn't hear and missed out on some great things being said.
6. If it is an outdoor event, plan for rain. The first year of *Everybody Rides*, it rained from the moment I stepped off my porch at 6 am until the event ended at 3 pm. Try to have an alternative location in the event of rain. We had many tents and a great turnout, but having had an alternative location would have kept a lot more people there. Although it poured all day, it actually stopped raining for about 45 minutes while we surprised three children with their very own adaptive bikes. As soon as that was over, it started raining again.

7. Don't make people be present for the raffles, many don't want to stay and if it is required, they won't buy tickets.
8. Even if it is an adult event (like a 5K or a large cycling event, etc.) it is still important to always have activities to entertain the kids!



Danny being surprised with his very own adaptive bike at Everybody Rides



Everybody Rides Year One! You can have every little detail planned out, but you can't control Mother Nature. It was still such a successful event!

A Note about Crowdfunding

Crowdfunding is Community Fundraising done entirely online with no events to plan or put on. In this virtual space, fundraising has many advantages. It doesn't cost anything (except some platforms make money on what you raise, but it's not money out of your pocket upfront), it has the ability to spread farther than a local event, and is capable of raising large amounts. There are no downsides to crowdfunding, however there are things you can do to make it more effective. While it doesn't require a large amount of time planning and organizing to raise the money like a big community event, a successful crowdfunding campaign is still work, it's just a different kind of work. It is time spent asking people, Facebook page admins and others to post and share your crowdfunding link. The most successful crowdfunding campaigns reach high levels of success because the organizers of the campaign treat it as a full-time job, continually working to share and spread the campaign in as many creative ways as possible throughout the duration of the fundraising period.

There are things you can do to make your campaign go more viral, which means that it is shared and supported widely without as much effort on your part. This happens with a well designed campaign that includes the following:

1. **Select the best crowdfunding platform for your cause.** There are the big ones everyone is familiar with, like *Go Fund Me*, however there are literally hundreds of platforms to choose from, many which target niche groups. Some of them are set up to be purely charitable, meaning they won't keep a percentage of what you raise. Although they will still ask your supporters to make a donation at the time of payment, people have the ability to opt not to pay the platform. An example of such a crowdfunding platform is *YouCaring.com*, which is one of my personal favorites because I like the format and the way it puts a video at the top of your page as your main image. There is a 3% transaction fee with *YouCaring*, but all crowdfunding sites charge a transaction fee. There is no other charge unless your donors choose to also give to the site.
2. **Tell your Story.** This is probably the most important element of your crowdfunding campaign. The better you tell your story, and show the need, the more people will be drawn to help, especially those who don't know you otherwise. Be sure to include photos and video.
3. **Set your fundraising goal for what you actually need.** Don't try to make a big profit, as people will know and be less inclined to help if you are asking for more than is reasonable. Also, be sure to share how the money will be spent.

4. **Get the word out in as many ways as possible.** The link to your crowdfunding page can be shared on Facebook, Twitter, Instagram, through blogs, Social media sites and of course email.
5. **Reach out to people for shares.** Message Facebook page admins who may have a heart for your cause, reach out to bloggers who are willing to write a post about your story and share your link, ask your friends to share and to reach out to their favorite Facebook pages and bloggers as well. You want to build your community of share supporters, in addition to those who will make a donation.
6. **Stay active.** Set up a Facebook event or page where you post updates on your story and crowdfunding progress. If you only share your crowdfunding link, and don't have a page for more of your story and updates to be shared, it will die out quickly as there is nothing fresh and new to promote to those who have already shared, giving them a reason to continue to do so.
7. **Be sure to send "Thank You" messages** to those who have made a contribution, and show your gratitude on the Facebook page you have created.

Crowdfunding Don'ts:

1. Don't use a platform that charges you, as there are so many options that don't, why would you? (Keep in mind, there will always be transaction charges; it's just the crowdfunding platform you don't have to pay if you select a free one.)
2. If you are sent a check, it can't be added to the crowdfunding platform without making the payment yourself with the money you have received, which will have at least a transaction cost. Keep check totals outside of your crowdfunding platform totals, or you will have confusion and unnecessary expense.
3. Timing is key! Don't run a campaign during major holidays. November to January is the worst time to do a campaign because most people are on a strict budget and are extremely busy.
4. Update every day; if you just post it once and leave it be, you will make no money. Don't expect your campaign to go viral without work.

Champion Charlie

A Crowdfunding Success Story

by Michael Krupka

In 2007, Charlie was born four months premature at only 24 weeks gestation. Termed a “micro-preemie,” Charlie was one of the smallest babies at the Advocate Good Samaritan Neonatal Intensive Care Unit. He spent the next 97 days there fighting for his life. He weighed 1.6 oz at birth and his tiny body suffered severe medical issues including two massive brain hemorrhages, collapsed lungs, and perforation of his intestines. For four months, we sat with him; watching him in an incubator struggling to survive. He was so tiny he could fit in the palm of our hands! He was critically fragile and we came very close to losing him a few times, so close that the chaplain came to give him a bedside blessing. Finally, we were able to bring Charlie home! We were THRILLED, our NICU journey was over, but a new journey was just beginning. Given his extreme prematurity and extensive medical complications, doctors warned us that Charlie’s future was very uncertain: that we’d have to just “wait and see” how he would develop.

Around Charlie’s first birthday, it became evident that he was missing some major milestones. He couldn’t sit up, or crawl, had feeding/swallowing difficulties, and he avoided using his right arm. At 18 months, Charlie was officially diagnosed with spastic quadriplegic cerebral palsy. Charlie’s cerebral palsy causes “over firing” of his muscles when he sends a message from his brain to his body to move. This affects EVERYTHING!! Not just crawling or walking. It effects vision, swallowing, digestion, arm movement, dexterity, balance, even sleep! The spasticity causes an extraordinary amount of muscle tension which also wreaks havoc on bones and joints. Charlie eventually developed the ability to commando crawl, but standing and walking began to seem like an impossibility.

Charlie’s condition improved after we discovered an innovative surgery called Selective Dorsal Rhizotomy (SDR), and had the most world renowned surgeon perform it, followed by 5x per week therapy for many months. Charlie worked hard, harder than any 6 year old should ever have to, and it paid off. Soon he began standing and walking with the support of a walker; an absolute miracle for a boy who just a few months earlier was confined to a wheelchair!

Unfortunately, our health insurance plan does not provide nearly what is needed for Charlie’s continued progress. As a solution, we set up a fundraising campaign on the crowdfunding website **Crowdrise** in an effort to allow Charlie the chance to achieve what only his spirit can. He needed such things as more therapy, specialized training to follow his surgeries and an adaptive bicycle to improve his quality of life.

We chose the **Crowdrise** platform because it has the ability for people to set up their own fundraising page, where they can share their reasons for supporting Charlie and invite others to join their personal effort to help Charlie. It is free to set up, but they do take a higher percentage of the funds raised than other fundraising pages due to the unique nature of the subpages and team concept. As part of the campaign, those fundraising with us for Charlie were encouraged to participate in a culminating event, the Naperville Marathon, to add a team-building activity and visual show of support to the virtual fundraising experience. For this reason, we titled the fundraiser: **Champion Charlie**.


For four months, friends and family made donations and shared the link to the Facebook page I set up where I could post updates, as well as directed people to their customized **Crowdrise** page. The end result was \$6,460 raised. With this support were able to get Charlie much needed additional therapy services as well as a new bike, so that he can ride faster, have more fun, and more importantly, get stronger. We got Charlie new AFOs (leg braces) that help his gait, so he can walk faster and farther. Charlie was fitted with a special suit, called an DMO, or Dynamic Movement Othosis. We call it his “Super Suit”. It looks like a shortie SCUBA suit. He wears it every day, under his clothes. The suit is constructed of many small panels of Lycra. It is designed to fit his body exactly. The suit helps direct Charlie’s muscles to move in the manner in which they were intended, as opposed to what his CP directs them to do. Because of this suit, we have seen incredible improvements.

He stands taller.

His muscle movement is more precise and his leg scissoring has been decreasing daily. The goal with wearing the suit is that his muscles will learn the proper operations we all enjoy and will allow him those same freedoms.

CHAMPION CHARLIE

Organized by: **Michael Krupka**



MICHAEL
Thank you again for helping to support Charlie, the bravest boy I know. Please go to Champion Charlie to see what you've helped accomplish.
via Crowdrise 4 months ago

EVENT DATE: NOV 09, 2014

THE STORY:

Our teams effort begins with the running of the Naperville Marathon on November 9th, 2014. Some members will run the whole race, some a half, but all are committed to having Charlie live life to its fullest.

In 2007, Charlie was born 4 months prematurely at only 24 weeks gestation. Termed a "micro-preemie," Charlie was one of the smallest babies at the Advocate Good Samaritan Neonatal Intensive Care Unit. He spent the next 97 days there unit fighting for his life. He weighed 1.6 oz at birth and his tiny body suffered some of the most severe medical issues including two massive and severe brain hemorrhages, collapsed lungs, and perforation of his intestines. For 4 months, we sat with him; watching him in an incubator struggling to survive. He was so tiny he could fit in the palm of our hands! He was critically fragile and we came very close to losing him a few times. So close that the chaplain came to give him a bedside blessing. Finally, after 4 agonizing months, we were able to bring Charlie home! We were THRILLED, our NICU journey was over, but a new journey was just beginning. Given his extreme prematurity and extensive medical

[See More](#)

\$6,460
MONEY RAISED

Anonymous	\$55
Ryan M.	\$25
Phil, Colleen and	\$300

Organized by:
Michael Krupka

389 Friends

[Contact the Organizer](#)

This is a direct to organizer fundraiser.

Section Three

SOURCES

FOR

MORE

HELP

Foundation Center Online

The Foundation Center Online is a subscription service where you can find numerous funders for a low monthly fee. Many resources are for scholarships, which is great if you have an older child, but you still may find a few that will work for Assistive Technology.

I highly recommend buying this subscription; it is well worth it. Even if you only find one funder that is a “perfect fit”, it is worth the money. The web address is: www.foundationcenter.org.

One of the things I used to do when I was researching grants was pay for the month and set aside a lot of time on the weekends. I would research through as much as I could and print out what I needed. Doing this allowed me to have the information I needed from the website and then I could take my time to find a funder that was a “perfect fit”. This saves you from having to pay out extra money for another month.

Some reasons why the online program is helpful:

- Profiles of nearly 10,000 grantmakers.
- Details on funders that provide scholarships, grants, and a wide range of financial support to individuals.
- Application information, giving programs and limitations, financial data, and much more.
- Detailed help section with search tips, tutorials, and glossary.
- New and updated foundation data appears weekly.
- There is a keyword search tool to make it a bit easier.
- There is a quick video tour to discover what you can learn about how to find foundation programs that fund students, artists, researchers, and other individual grantseekers.

There are 4 different plans to choose from.

Personally I would buy one month and if you want to continue to use it, then upgrade the plan after you try it out.

The Funding Newsletter

the FUNDING NEWSLETTER

There will be a Quarterly Newsletter sharing fresh funding ideas and success stories as well as spotlights on funders, partners and sponsors, providing families with continuous motivation, support and information to ensure they are successful in raising the funds they need.



Subscribe at YourDisabilityFundingSpecialist.com

COMING SOON!

ONLINE VIDEO COURSE

with Tamara Simmons



In addition to The Funding Guide and Newsletter, Tamara is creating the Your Disability Funding Specialist Online Course where you can watch and learn in a virtual personal coaching setting which allows her to walk you through the processes of fundraising. By the end of the course, students will have completed Ask Letters and outlined their fundraising project plans.

The course will also be taught by many guest instructors who are fundraising experts addressing the concepts in this book as well as teaching additional fundraising best practices.

This will be available at
YourDisabilityFundingSpecialist.com and on [Udemy.com](https://www.udemy.com/)

Your Disability Funding Specialist Website

The website where you purchased the print copy of this book, or downloaded the e-version for free, serves as an ongoing resource in many vital ways. It is where you can subscribe to the free quarterly **Funding Newsletter** as well as read archived editions. The Funding Newsletter is a continuation of the book with the latest tips, trends and success stories to inspire and help you reach your fundraising goals.

In addition to The Funding Newsletter, I will have an **Online Video Course** for you to get more information by watching and hearing the information in a personal coaching setting. In order to assist more people, it will address fundraising for all ages and stages, not just children. The Online Funding Course will feature many of the individuals whose success stories are written in this book. It will provide useful handouts, templates and opportunities to help you accomplish the steps in my funding process, such as writing your Ask Letter and outlining your fundraising project plans.

It is important to learn from one another, that is why my website will have a section for just that. **The Funding Forum** is where you will be able to connect with others to exchange ideas, share success stories and tips, or just to make friendships with others who can relate to your experiences. It is an amazing feeling to know that you can help someone be successful by sharing what you have learned. In life experts know a lot, but it's the everyday people who have some of the best advice you can get to help you through the process. Sometimes it is those real life experiences and stories that really help you understand. The Funding Forum will be a place where people from all over the world can come together.

There is also a resource and partners page where you will learn about the organizations which exist to support you, complete with links to their websites. **Your Disability Funding Specialist Website** will have all the information you need to find out what I am currently working on. I have a few things in the works that will continue to evolve as time goes on.

Check out my website to see what's new and what will be coming soon.

The web address is: www.yourdisabilityfundingspecialist.com



DIRECTORY OF FUNDING SOURCES

**WISH
FUNDERS**

WISH FUNDERS

A Special Wish Foundation	Hopes and Dreams Foundation
A Special Wish - National / Chapter	Indiana Children's Wish Fund
A Wish with Wings	Jason's Dreams for Kids Foundation
Benefit4Kids	Make a Wish Foundation of America
Bryan's Dream Foundation	Marty Lyons Foundation
Catch-A-Dream Foundation	Kraddick Foundation
Center for Grieving Children	Rainbow Connection
Children's Dream Fund	Sunshine Foundation
Children's Wish Foundation International	Tender Wishes Foundation
Debbie Chisholm Memorial Foundation	United Special Sportsmen Alliance
Dream Come True	Westerns Wishes
Dream Factory	Wishes and More
Dreams Come True	Wishes Can Happen
Dreams Take Flight	Wishing Star Foundation
Elle Foundation	Wishing Well Foundation
Grants Wishes	Wish Upon a Hero Foundation

NATIONAL HEADQUARTERS
1250 MEMORY LANE N - SUITE B
COLUMBUS, OH 43209

WWW.SPWISH.ORG
TOLL FREE: 800-486-9474
PHONE: 614-258-3186, FAX: 614-258-3518
SEE WEBSITE FOR EMAIL CONTACT FORM.

ABOUT A SPECIAL WISH FOUNDATION, INC.

A Special Wish Foundation, Inc. is a nonprofit charitable organization dedicated to granting the wishes of children under 21 years of age who have been diagnosed with a life-threatening disorder. Founded in 1982, A Special Wish Foundation, Inc. was one of the first wish granting organizations in the United States, and now has chapters across the United States and one in Moscow, Russia. Since 1982, wishes have been granted to thousands of qualifying children.

WHAT THEY FUND

A Special Gift - Computers, televisions, stereos, video games and even a puppy are included among the wishes granted.

A Special Place - Whether it's a visit to a special friend or relative, amusement park or other wish destination, A Special Wish Foundation, Inc. handles complete travel and lodging arrangements for the child and members of the immediate family. This includes air transportation, hotel expenses, meals, spending money and all other aspects of the travel wish.

A Special Hero - So many children dream about someday meeting their special hero, whether it is a sports figure, government leader, rock star, or other entertainer.

GUIDELINES

- The attending physician must verify that the child has a disease/disorder.
- The child must be under 21 years of age.
- The child cannot have had a wish granted by any other organization.

APPLICATION PROCESS

Complete the application on the website, or contact A Special Wish Foundation, Inc.

CHECKLIST

- ___ Determine what A.T. your child needs.
- ___ Get a cost estimate – a price quote.
- ___ Take a picture of your child with the A.T. item.
- ___ Get letter of medical necessity – L.M.N.
- ___ Gather insurance/financial documents needed.
- ___ Submit price quote and L.M.N. to insurance.
- ___ Research funding sources for best match.
- ___ Choose your top 5 matches.
- ___ Call each funding sources chosen.
- ___ Complete all forms required by funder.
- ___ Write a compelling ask letter – include photo.
- ___ Call funder if it's a no, ask why and reapply.
- ___ If you get a no, send a thank you letter.
- ___ IF FUNDED !!!! Send a THANK YOU LETTER

NOTES

CHECKLIST

CHECKLIST

- ___ Determine what A.T. your child needs.
- ___ Get a cost estimate – a price quote.
- ___ Take a picture of your child with the A.T. item.
- ___ Get letter of medical necessity – L.M.N.
- ___ Gather insurance/financial documents needed.
- ___ Submit price quote and L.M.N. to insurance.
- ___ Research funding sources for best match.
- ___ Choose your top 5 matches.
- ___ Call each funding sources chosen.
- ___ Complete all forms required by funder.
- ___ Write a compelling ask letter – include photo.
- ___ Call funder if it's a no, ask why and reapply.
- ___ If you get a no, send a thank you letter.
- ___ IF FUNDED !!!! Send a THANK YOU LETTER

NOTES

ABOUT A WISH WITH WINGS, INC.

A Wish with Wings, Inc. is a 501(c)(3) nonprofit organization established for the sole purpose of granting magical wishes for little Texans with life-threatening conditions. The goal of the organization is to bring a ray of hope and happiness into the lives of children and families facing an uncertain future.

WHAT THEY FUND

Children may wish for anything their hearts desire. While the most popular request is for a Disney vacation, wish requests are as varied as the children who make them.

GUIDELINES

- The child must have a medical diagnosis of a life-threatening condition.
- The child must be between 3 and 18 years of age when the form is received. Wishes for children under the age of 3 years must be approved by the Board of Directors.
- The child must not have previously received a Wish from any wish granting organization.
- The child must reside in or be receiving treatment in Texas.

APPLICATION PROCESS

Contact A Wish with Wings, Inc. for specific information.

21660 23 MILE ROAD
MACOMB, MI 48044

PHONE: 877-245-5430
WWW.BENEFIT4KIDS.ORG
EMAIL: INFO@B4K.ORG

ABOUT BENEFIT4KIDS

Benefit4Kids was founded in 1998 with its primary mission to grant the outdoor wishes of children with life-threatening and life-limiting illnesses. The organization also works to involve children in the outdoors and the many activities it offers them. Many of today's children are denied the opportunity to experience the outdoors because of costs, lack of available mentors and a limited amount of facilities offering an outdoor experience. Benefit4Kids helps children experience the outdoors through several programs, and it also works closely with several children's camps designed to work with injured and ill children. In working with these and several other children's camps, Benefit4Kids will continue to help many less fortunate children enjoy the great outdoors and learn morals and family values.

WHAT THEY FUND

The Outdoor Wish program will encompass, but is not limited to, the following types of wishes:

Camping trips Fishing trips/charters Rafting trips
Hunting trips Special outdoor tours Special camps
Meeting outdoor celebrities Outdoor education
Special ranches

GUIDELINES

The Outdoor Wish program has been designed to allow children through the age of 17 with debilitating conditions or terminal illnesses an opportunity to experience the outdoors in a way they would not otherwise have the chance to do. There is no reason a child should ever be denied their wish for an outdoor experience. The goal is not only to accommodate the child's wish, but to also see that part of the immediate family is included in the wish, so that they may share the experience, creating invaluable memories together.

APPLICATION PROCESS

Complete the application on the website and mail it to the organization.

CHECKLIST

- _____ Determine what A.T. your child needs.
- _____ Get a cost estimate – a price quote.
- _____ Take a picture of your child with the A.T. item.
- _____ Get letter of medical necessity – L.M.N.
- _____ Gather insurance/financial documents needed.
- _____ Submit price quote and L.M.N. to insurance.
- _____ Research funding sources for best match.
- _____ Choose your top 5 matches.
- _____ Call each funding sources chosen.
- _____ Complete all forms required by funder.
- _____ Write a compelling ask letter – include photo.
- _____ Call funder if it's a no, ask why and reapply.
- _____ If you get a no, send a thank you letter.
- _____ IF FUNDED !!!! Send a THANK YOU LETTER

NOTES

P.O. BOX 20
BASKING RIDGE, NJ 07920

WWW.BRYANSDREAM.ORG
EMAIL: INFORMATION@BRYANSDREAM.ORG

CHECKLIST

CHECKLIST

- ___ Determine what A.T. your child needs.
- ___ Get a cost estimate – a price quote.
- ___ Take a picture of your child with the A.T. item.
- ___ Get letter of medical necessity – L.M.N.
- ___ Gather insurance/financial documents needed.
- ___ Submit price quote and L.M.N. to insurance.
- ___ Research funding sources for best match.
- ___ Choose your top 5 matches.
- ___ Call each funding sources chosen.
- ___ Complete all forms required by funder.
- ___ Write a compelling ask letter – include photo.
- ___ Call funder if it's a no, ask why and reapply.
- ___ If you get a no, send a thank you letter.
- ___ IF FUNDED !!!! Send a THANK YOU LETTER

NOTES

ABOUT BRYAN'S DREAM FOUNDATION

Bryan's Dream Foundation is a nonprofit organization established in memory of Bryan Timothy Opremcak. Bryan was a smart, strong, healthy and athletic 11-year-old when he was first diagnosed with a glioblastoma multiforme in his cerebellum in 2004. Sadly, Bryan ultimately lost his battle against this aggressive disease in 2006 at the age of 12.

Bryan was an inspiration to everyone who met him. His family is striving to honor him and his all-too-short life by paying it forward through Bryan's Dream Foundation. The purpose of the organization is to fulfill Bryan's dream by providing hope and support to children with brain tumors, as well as their families, and to ensure that no child's life is ended prematurely.

WHAT THEY FUND

Bryan's Dream Foundation considers grant assistance to families and caregivers of children being treated for brain tumors in the Northeastern United States.

GUIDELINES

Contact Bryan's Dream Foundation for specific guidelines.

APPLICATION PROCESS

Complete the application on the website, and mail it to the organization.

PO BOX 6280
MISSISSIPPI STATE, MS 39762
WWW.CATCHADREAM.ORG

EMAIL: INFO@CATCHADREAM.ORG
PHONE: 662-324-5700
FAX: 662-324-5699

ABOUT THE CATCH-A-DREAM FOUNDATION

The initial idea for a program that would ultimately be known as the Catch-A-Dream Foundation was originated by Bruce Brady, of Brookhaven, Mississippi, in late 1999 as he faced his own arduous battle with cancer. Taking great comfort in time spent in the outdoors, he drew strength from these experiences and was able to recharge as he hunted and fished in his last days. Shortly before his death, he shared with family and friends a vision for some type of program that would provide outdoor opportunities to Mississippi youth with life-threatening illnesses who, unfortunately, were no longer served by the world's largest children's wish-granting organization.

His family and friends were dedicated to creating such a program as a memorial to Bruce that would eternally provide a message of hope at a time when children with life-threatening illnesses need to know that hope does, indeed, exist. In mid-2000, the Catch-A-Dream Foundation originated as a unique and unprecedented partnership among the Brady family, the MSU-Extension Service, the Mississippi Wildlife Federation and the Mississippi 4-H Clubs Foundation.

WHAT THEY FUND

The Catch-A-Dream Foundation provides once-in-a-lifetime dream hunting and fishing trips to children across the United States and Canada.

GUIDELINES

- The individual must be between 16 and 18 years of age.
- The individual must a United States or Canadian citizen.
- The individual must have a qualifying physician-certified life-threatening illness.
- The individual may not have previously received a hunting or fishing grant.
- At least one parent or guardian must accompany the child on the dream adventure.

APPLICATION PROCESS

Application can be filled out and submitted electronically from the website or printed, completed and mailed or faxed to the organization.

CHECKLIST

- ___ Determine what A.T. your child needs.
- ___ Get a cost estimate – a price quote.
- ___ Take a picture of your child with the A.T. item.
- ___ Get letter of medical necessity – L.M.N.
- ___ Gather insurance/financial documents needed.
- ___ Submit price quote and L.M.N. to insurance.
- ___ Research funding sources for best match.
- ___ Choose your top 5 matches.
- ___ Call each funding sources chosen.
- ___ Complete all forms required by funder.
- ___ Write a compelling ask letter – include photo.
- ___ Call funder if it's a no, ask why and reapply.
- ___ If you get a no, send a thank you letter.
- ___ IF FUNDED !!!! Send a THANK YOU LETTER

NOTES

WISH PROGRAM & BUSINESS OFFICE

205 E. SR 436

FERN PARK, FL32730

PHONE: 407-331-3059

EMAIL: INFORMATION@NEWHOPEFORKIDS.ORG

WWW.NEWHOPEFORKIDS.ORG

900 N. MAITLAND AVENUE

MAITLAND, FL32751

PHONE: 407-599-0909

CHECKLIST

CHECKLIST

- ___ Determine what A.T. your child needs.
- ___ Get a cost estimate – a price quote.
- ___ Take a picture of your child with the A.T. item.
- ___ Get letter of medical necessity – L.M.N.
- ___ Gather insurance/financial documents needed.
- ___ Submit price quote and L.M.N. to insurance.
- ___ Research funding sources for best match.
- ___ Choose your top 5 matches.
- ___ Call each funding sources chosen.
- ___ Complete all forms required by funder.
- ___ Write a compelling ask letter – include photo.
- ___ Call funder if it's a no, ask why and reapply.
- ___ If you get a no, send a thank you letter.
- ___ IF FUNDED !!!! Send a THANK YOU LETTER

NOTES

ABOUT NEW HOPE FOR KIDS

Since 1996, New Hope for Kids has been helping Central Florida children in need. The organization's purpose is to bring hope, healing and happiness to children and families suffering from grief, loss or life-threatening illnesses. New Hope for Kids achieves its mission through the Center for Grieving Children and Children's Wish, which provide assistance to children and their families during some of life's most difficult challenges. New Hope for Kids also provides support services such as family events, resource information and referral to other agencies for assistance when necessary.

WHAT THEY FUND

The Center for Grieving Children helps children and families cope with the feelings of grief and loss after the death of a loved one. Children's Wish grants wishes to children diagnosed with a life-threatening illness.

GUIDELINES

- The child must be between 3 and 18 years of age.
- The child must live in the Central Florida area.

APPLICATION PROCESS

Please complete the application accompanied with the medical acknowledgment verifying that the child has a life-threatening illness and is medically cleared to receive the requested wish. Families are notified upon approval. New Hope for Kids' goal is to grant the wish requests of all the children who meet the established criteria. New Hope for Kids reserves the right, however, to refuse a wish if the physician feels it is not in the best interest of the child or if the wish is beyond the scope of New Hope for Kids Wish abilities.

P.O. BOX 1881
ST. PETERSBURG, FL 33731

P.O. BOX 1881
ST. PETERSBURG, FL 33731

ST. PETERSBURG OFFICE
PHONE: 727-896-6390
TAMPA OFFICE
PHONE: 813.490.9970
WWW.CHILDRENSDREAMFUND.ORG

ABOUT THE CHILDREN'S DREAM FUND

The Children's Dream Fund was founded in 1981 with the single purpose of fulfilling dreams for children between three and 18 years of age who have been diagnosed with a life-threatening illness and who live in West Central Florida. Dreams are referred by doctors, nurses, child-life and social workers, friends, families and other patients. Every child deserves hope and a dream, and the goal of the Children's Dream Fund is to continue to make those dreams come true. The desire is to grant every eligible child's dream.

WHAT THEY FUND

Dreams vary as much as the personalities of the children served. They may involve meeting a celebrity, a trip, a gift such as a computer or playground or a week at the Give Kids the World Village, which enables a child to visit all of the Disney-area theme parks. No dream has been refused, except those involving motorized vehicles and firearms.

GUIDELINES

The Children's Dream Fund fulfills dreams for children between three and 18 years of age who have been diagnosed with a life-threatening illness. A child does not have to be terminally ill to qualify for a dream; nor is a dream necessarily the child's "last wish." However, the child cannot have had a wish with another organization.

APPLICATION PROCESS

Application forms are available by contacting one of the dream coordinators or by filling in the referral form on the website.

CHECKLIST

- ___ Determine what A.T. your child needs.
- ___ Get a cost estimate – a price quote.
- ___ Take a picture of your child with the A.T. item.
- ___ Get letter of medical necessity – L.M.N.
- ___ Gather insurance/financial documents needed.
- ___ Submit price quote and L.M.N. to insurance.
- ___ Research funding sources for best match.
- ___ Choose your top 5 matches.
- ___ Call each funding sources chosen.
- ___ Complete all forms required by funder.
- ___ Write a compelling ask letter – include photo.
- ___ Call funder if it's a no, ask why and reapply.
- ___ If you get a no, send a thank you letter.
- ___ IF FUNDED !!!! Send a THANK YOU LETTER

NOTES

TOLL FREE 1-800-323-WISH
 LOCAL (770) 393-WISH
 FAX (770) 393-0683
 WWW.CHILDRENSWISH.ORG
 EMAIL: JACQUEN@CHILDRENSWISH.ORG

8615 ROSWELL ROAD
 ATLANTA, GEORGIA 30350-7526

CHECKLIST

- ___ Determine what A.T. your child needs.
- ___ Get a cost estimate – a price quote.
- ___ Take a picture of your child with the A.T. item.
- ___ Get letter of medical necessity – L.M.N.
- ___ Gather insurance/financial documents needed.
- ___ Submit price quote and L.M.N. to insurance.
- ___ Research funding sources for best match.
- ___ Choose your top 5 matches.
- ___ Call each funding sources chosen.
- ___ Complete all forms required by funder.
- ___ Write a compelling ask letter – include photo.
- ___ Call funder if it's a no, ask why and reapply.
- ___ If you get a no, send a thank you letter.
- ___ IF FUNDED !!!! Send a THANK YOU LETTER

NOTES

ABOUT CHILDREN'S WISH FOUNDATION INTERNATIONAL, INC.

Children's Wish Foundation International measures success in smiles. Many people are surprised to learn that the founder and Executive Director was one of the few who pioneered the idea of wish fulfillment for seriously and terminally ill children. After losing her eldest daughter, Susan, to bone cancer, Linda Dozoretz became an active fundraiser, supporting causes that searched for a cure for cancer. For her efforts, she was awarded a trip to Disneyland, which she donated to a little girl from Susan's hospital who was also losing her battle with cancer. Wishes for more children followed, and her community showed support by becoming actively involved in her efforts. With a determination to bring happiness to seriously ill children around the world, several years after that first wish Linda formed Children's Wish Foundation International and continues to serve as the organization's Executive Director.

Since its inception, Children's Wish Foundation International, Inc. has continued to expand its programs to enhance the lives of children with life-threatening illnesses. Recognizing families' needs outside of the scope of wish fulfillment, the organization developed a hospital enrichment program in which educational and entertainment materials are placed in children's hospitals throughout the world. The organization also created a Family Focus program that allows wish families a respite from hospital or treatment life.

WHAT THEY FUND

Whether a child wishes to visit a faraway location, wants a special toy or dreams of hugging a beloved celebrity, Children's Wish Foundation International, Inc. will do everything possible to make it come true.

GUIDELINES

- The child must be under 18 years of age.
- The child must suffer from a life-threatening illness.
- There is no minimum age; however, if the child's health allows it, the organization tries to wait to fulfill the wish until the child is old enough to fully enjoy and remember the experience.

APPLICATION PROCESS

Contact Children's Wish Foundation International, Inc. for specific information.

P.O. BOX 571
YUCCA VALLEY, CA92286

WWW.DCMF.ORG

**ABOUT THE DEBBIE CHISHOLM
MEMORIAL FOUNDATION**

The Debbie Chisholm Memorial Foundation is dedicated to granting wishes of seriously ill children within the Inland Empire. Our children come from every corner of the Empire from the vineyards of Temecula to the Missions of Riverside, and from the Hot Springs of the low desert to the Joshua trees of the high desert. The organization is there to comfort and cherish this life’s most precious gift, our children. The Debbie Chisholm Memorial’s wish kids are literally treated like royalty for the day. After the wishes have come and gone, the Debbie Chisholm Memorial Foundation is still with its wish kids and their families through the good times and the bad. The organization creates lasting memories for these wonderful children.

WHAT THEY FUND

The Debbie Chisholm Memorial Foundation is dedicated to granting wishes of seriously ill children within the Inland Empire. No matter what the wish, each child and their family are chauffeured to and from their wish in a fabulous stretch limousine.

GUIDELINES

Contact the Debbie Chisholm Memorial Foundation for specific guidelines.

APPLICATION PROCESS

Contact the Debbie Chisholm Memorial Foundation for specific information.

CHECKLIST

- ___ Determine what A.T. your child needs.
- ___ Get a cost estimate – a price quote.
- ___ Take a picture of your child with the A.T. item.
- ___ Get letter of medical necessity – L.M.N.
- ___ Gather insurance/financial documents needed.
- ___ Submit price quote and L.M.N. to insurance.
- ___ Research funding sources for best match.
- ___ Choose your top 5 matches.
- ___ Call each funding sources chosen.
- ___ Complete all forms required by funder.
- ___ Write a compelling ask letter – include photo.
- ___ Call funder if it’s a no, ask why and reapply.
- ___ If you get a no, send a thank you letter.
- ___ IF FUNDED !!!! Send a THANK YOU LETTER

NOTES

CHECKLIST

WWW.DREAMCOMETRUE.ORG
 EMAIL: RVASKO@AOL.COM
 PHONE: 610-865-3475

PO BOX 21167
 LEHIGH VALLEY, PA 18002

CHECKLIST

- ___ Determine what A.T. your child needs.
- ___ Get a cost estimate – a price quote.
- ___ Take a picture of your child with the A.T. item.
- ___ Get letter of medical necessity – L.M.N.
- ___ Gather insurance/financial documents needed.
- ___ Submit price quote and L.M.N. to insurance.
- ___ Research funding sources for best match.
- ___ Choose your top 5 matches.
- ___ Call each funding sources chosen.
- ___ Complete all forms required by funder.
- ___ Write a compelling ask letter – include photo.
- ___ Call funder if it's a no, ask why and reapply.
- ___ If you get a no, send a thank you letter.
- ___ IF FUNDED !!!! Send a THANK YOU LETTER

NOTES

ABOUT

Dream Come True, a grassroots organization, was founded to help children who have faced many difficulties in their young lives. Kostas Kalogeropoulos, the founder, dreamed of providing every child afflicted with a debilitating illness the chance to forget their problems. Dream Come True is unique in that it is a local organization that fulfills dreams for serious and chronic illnesses, not just terminal ones. The organization also offers dream recipients college scholarships and funeral expenses.

WHAT THEY FUND

Disney World is the most popular dream. Dreams such as meeting entertainers and sports figures, going on trips and cruises, redecorating bedrooms and receiving computer systems are also popular.

GUIDELINES

- The child must be between 4 and 17 years of age.
- The child must live in the Lehigh Valley, Pennsylvania area.
- The child must have a life-threatening illness or an illness that has significantly altered his or her lifestyle.

APPLICATION PROCESS

Children can be referred by anyone to the organization.

120 W. BROADWAY, SUITE 300
LOUISVILLE, KY 40202

PHONE: 800-456-7556
EMAIL: DFINFO@DREAMFACTORYINC.ORG
WWW.DREAMFACTORYINC.ORG

ABOUT THE DREAM FACTORY

In 1980, The Dream Factory began with one all-volunteer chapter in Hopkinsville, Kentucky. Since then, The Dream Factory has grown into the second-largest children's wish granting organization in the United States, granting over 25,000 dreams since its inception. The Dream Factory maintains a grassroots approach and continues to operate with dedicated volunteers. The Dream Factory is the only children's wish granting organization that does not limit its mission to children who have life-threatening illness. The organization believes children with chronic illnesses and disorders also suffer from substantial emotional and physical pain. The Dream Factory strives to provide hope and relief from the trauma and corresponding stress and depression that both the children and their families can endure on a day-to-day basis.

WHAT THEY FUND

- **Celebrity Dreams** – Many children want to meet their favorite television personality, movie star or favorite recording artist. Some children want to meet other role models such as politicians or other public figures.
- **Fantasy Dreams** – Many children dream of what they may aspire to when they grow up including being a fireman, policeman, military officer, model or even a princess for a day.
- **Shopping Dreams** – Some children wish for a special gift that they may have been dreaming about for a long time such as a hot tub, pool, shopping spree, playhouse, computer, big screen TV or a pet.
- **Sports Dreams** – Many boys and girls of all ages want to see their favorite sports team, go to a NASCAR race and meet their favorite sports hero.
- **Travel Dreams** – Dream Trips include, theme parks, visits to other countries and exotic islands, cruises, and popular beach destinations.

GUIDELINES

- The child must be between 3 and 18 years of age.
- The child's critical or chronic illness must be documented and affirmed by a treating physician.
- The child must be able to communicate his or her dream to a volunteer screening representative of The Dream Factory.

APPLICATION PROCESS

If you know of a child who might be eligible for a dream, encourage the family to visit the website of a local chapter or contact the national headquarters.

CHECKLIST

- ___ Determine what A.T. your child needs.
- ___ Get a cost estimate – a price quote.
- ___ Take a picture of your child with the A.T. item.
- ___ Get letter of medical necessity – L.M.N.
- ___ Gather insurance/financial documents needed.
- ___ Submit price quote and L.M.N. to insurance.
- ___ Research funding sources for best match.
- ___ Choose your top 5 matches.
- ___ Call each funding sources chosen.
- ___ Complete all forms required by funder.
- ___ Write a compelling ask letter – include photo.
- ___ Call funder if it's a no, ask why and reapply.
- ___ If you get a no, send a thank you letter.
- ___ IF FUNDED !!!! Send a THANK YOU LETTER

NOTES

PHONE: 904-296-3030, FAX: 904-296-4244
 WWW.DREAMSCOMETRUE.ORG
 WWW.FACEBOOK.COM/DREAMSCOMETRUEJAX

6803 SOUTHPOINT PARKWAY
 JACKSONVILLE, FL32216

CHECKLIST

CHECKLIST

- ___ Determine what A.T. your child needs.
- ___ Get a cost estimate – a price quote.
- ___ Take a picture of your child with the A.T. item.
- ___ Get letter of medical necessity – L.M.N.
- ___ Gather insurance/financial documents needed.
- ___ Submit price quote and L.M.N. to insurance.
- ___ Research funding sources for best match.
- ___ Choose your top 5 matches.
- ___ Call each funding sources chosen.
- ___ Complete all forms required by funder.
- ___ Write a compelling ask letter – include photo.
- ___ Call funder if it's a no, ask why and reapply.
- ___ If you get a no, send a thank you letter.
- ___ IF FUNDED !!!! Send a THANK YOU LETTER

NOTES

ABOUT DREAMS COME TRUE

In 1984, the late Thomas R. McGehee, Chairman of Mac Papers, and his wife, Delia, met a 17-year-old boy who had cystic fibrosis. This young man, George Lee, loved golf. When McGehee learned this, he arranged for George to be paired with Fred Couples and play in the Pro-Am of the TPC. Following an exciting round of play, Couples gave the young man his driver. A year later, George lost his battle with cystic fibrosis, and his prized club was buried at his side. That was the beginning of Dreams Come True.

McGehee partnered with business leaders Hugh Jones, chairman of then-Barnett Bank, Jay Stein and Jack Williams of Stein Mart, and the late Roy Baker, chairman of the Board of Directors of University Medical Center. These gentlemen, with the help of McGehee's godson, Dr. Paul Wharton, put their heads together to develop Dreams Come True, a nonprofit organization dedicated to granting the dreams of children with life-threatening illnesses.

WHAT THEY FUND

Joy comes to dreamers in many forms: experiencing a week-long getaway to a magical theme park, swimming with dolphins, going on shopping trips, meeting celebrities and catching waves in Hawaii. Having a dream fulfilled gives a child a sense of hope and creates memories of a lifetime for the child and family. Many medical professionals have attested that a dream dramatically impacts a child's attitude. Often, it strengthens a child's determination to undergo difficult treatment.

GUIDELINES

- The child must be between 2 1/2 and 18 years of age.
- The child must have been diagnosed with a life-threatening illness.
- The child must either live or receive treatment in northeast Florida or southeast Georgia.

APPLICATION PROCESS

A child may be referred to Dreams Come True through the online referral form, or by contacting our Dream staff at 904-296-3030.

P.O. BOX 7000 AIRPORT STATION
DORVAL, QUEBEC H4Y 1J2

PHONE: 204-479-5267

ABOUT DREAMS TAKE FLIGHT

Dreams Take Flight is a national volunteer charitable organization dedicated to providing the trip of a lifetime to physically, mentally or socially challenged children. With the aid of Air Canada, other national and local organizations and businesses, money is raised to make the dreams a reality in Vancouver, Edmonton, Calgary, Winnipeg, Toronto, Montreal, Ottawa and Halifax.

WHAT THEY FUND

Dreams Take Flight funds day trips to theme parks. Contact the organization for specific information.

GUIDELINES

- The child must be between 6 and 11 years of age.
- The child must be financially unable to experience the magic of Disney.
- The child may not have been to Walt Disney World or any Disney Theme Park before.
- The child must be a Canadian citizen and have, or be able to obtain, a valid birth certificate.
- The child must be able to legally enter the United States.
- The child must be physically able to handle the long and extremely tiring day.

APPLICATION PROCESS

Contact Dreams Take Flight for specific information.

CHECKLIST

- ___ Determine what A.T. your child needs.
- ___ Get a cost estimate – a price quote.
- ___ Take a picture of your child with the A.T. item.
- ___ Get letter of medical necessity – L.M.N.
- ___ Gather insurance/financial documents needed.
- ___ Submit price quote and L.M.N. to insurance.
- ___ Research funding sources for best match.
- ___ Choose your top 5 matches.
- ___ Call each funding sources chosen.
- ___ Complete all forms required by funder.
- ___ Write a compelling ask letter – include photo.
- ___ Call funder if it's a no, ask why and reapply.
- ___ If you get a no, send a thank you letter.
- ___ IF FUNDED !!!! Send a THANK YOU LETTER

NOTES

CHECKLIST

WWW.ELLEFOUNDATION.ORG
 EMAIL: ELLEFOUNDATION@ELLEFOUNDATION.ORG
 PHONE: 908-393-5529

P.O. BOX 8068
 BRIDGEWATER, NJ08807-8068

CHECKLIST

- ___ Determine what A.T. your child needs.
- ___ Get a cost estimate – a price quote.
- ___ Take a picture of your child with the A.T. item.
- ___ Get letter of medical necessity – L.M.N.
- ___ Gather insurance/financial documents needed.
- ___ Submit price quote and L.M.N. to insurance.
- ___ Research funding sources for best match.
- ___ Choose your top 5 matches.
- ___ Call each funding sources chosen.
- ___ Complete all forms required by funder.
- ___ Write a compelling ask letter – include photo.
- ___ Call funder if it's a no, ask why and reapply.
- ___ If you get a no, send a thank you letter.
- ___ IF FUNDED !!!! Send a THANK YOU LETTER

NOTES

ABOUT THE ELLE FOUNDATION, INC.

In 2003, at the age of 10, Lauren was diagnosed with a very rare and tenacious chordoma tumor on her brainstem. For over five years Lauren fought valiantly; she remained upbeat, happy and determined not to let the chordoma rob her of her childhood, and thus enjoyed life to its fullest. With the spirit of a warrior, Lauren taught everyone who knew her that with love, perseverance, courage and compassion for others, you can turn a terrifying experience into something good and make a difference in the world. Lauren used her love for writing poetry to connect with the hearts of so many people. Lauren's special wish, to have her poems published, was granted in 2007 through the Marty Lyons Foundation. Lauren's book of poetry, "Black and Brown Markers," opened up many extraordinary opportunities for Lauren. At the age of 15, Lauren lost her battle with chordoma. In her final days Lauren charged her family with continuing her dream of raising money to grant second wishes to children with a recurrence.

WHAT THEY FUND

Elle Foundation, Inc. grants second wishes for children with cancer recurrences to create moments of joy.

GUIDELINES

- The child must be between 5 and 18 years old.
- The child must be diagnosed with a recurrence of cancer.
- The child must reside in New York, New Jersey or Pennsylvania. (If exceptional medical circumstances exist for children outside this area, please fill out the application form and contact the foundation.)
- The child must have finished all forms of treatment and have been in remission for at least 24 months.
- The child must have had a first wish granted and have completed no less than 36 months prior to applying for a second wish; written documentation is required. The Elle Foundation, Inc. will exercise its limited discretion to grant a second wish within a shorter period when exceptional medical circumstances exist.

APPLICATION PROCESS

Visit the website for specific information.

5753 E. SANTA ANA CANYON ROAD #G123
ANAHEIM, CA 92807

WWW.GRANTSWISHES.ORG
EMAIL: INFO@GRANTSWISHES.ORG
PHONE: 714-998-6039

ABOUT GRANTS WISHES, INC.

GRANTS WISHES, Inc. was formed when Lori Sullivan was approached by a physician at the Children's Hospital of Orange County after her son, Grant, had passed away. The physician asked Lori if she could help a child whose cancer had relapsed by granting him his wish for a television. Knowing the battle the boy was facing, Lori and her husband Craig agreed to help and used funds from a private memorial trust created in their son's name, hoping to bring a smile to the child's face and give him the strength and courage he would need to face his second battle with cancer. After further discussions with the Children's Hospital of Orange County, physicians and staff realized the need for a long-term program to support children facing cancer again, and the Sullivan family felt compelled to help. The Sullivan family envisioned a group focused solely on children who are battling cancer for the second time or need long-term care or palliative treatment. With the help of Gary Anderson and Dan Wixted, the Sullivan's vision developed into GRANTS WISHES, Inc.

WHAT THEY FUND

GRANTS WISHES, Inc. grants wishes of children whose cancer has relapsed or who endure never-ending treatments.

GUIDELINES

- Children must be pediatric patients whose cancer has relapsed or who have ongoing long-term cancer treatments.
- Children must not be eligible for a wish from any other organization.
- Wishes are to benefit the wish child.
- Children must be receiving treatment from the Children's Hospital of Orange County, Jonathan Jaques Cancer Center, Loma Linda University Children's Hospital, Rady Children's Hospital-San Diego, Kaiser Permanente in Anaheim and San Diego and City of Hope.

APPLICATION PROCESS

Contact GRANTS WISHES, Inc. for specific information.

CHECKLIST

- ___ Determine what A.T. your child needs.
- ___ Get a cost estimate – a price quote.
- ___ Take a picture of your child with the A.T. item.
- ___ Get letter of medical necessity – L.M.N.
- ___ Gather insurance/financial documents needed.
- ___ Submit price quote and L.M.N. to insurance.
- ___ Research funding sources for best match.
- ___ Choose your top 5 matches.
- ___ Call each funding sources chosen.
- ___ Complete all forms required by funder.
- ___ Write a compelling ask letter – include photo.
- ___ Call funder if it's a no, ask why and reapply.
- ___ If you get a no, send a thank you letter.
- ___ IF FUNDED !!!! Send a THANK YOU LETTER

NOTES

WWW.HOPESANDDREAMSFOUNDATION.ORG
 EMAIL: INFO@HOPESANDDREAMSFOUNDATION.ORG
 PHONE: 215-264-2859

517 CEDARBROOK ROAD
 SOUTHAMPTON, PA18966
 (215) 264-2859

CHECKLIST

CHECKLIST

- ___ Determine what A.T. your child needs.
- ___ Get a cost estimate – a price quote.
- ___ Take a picture of your child with the A.T. item.
- ___ Get letter of medical necessity – L.M.N.
- ___ Gather insurance/financial documents needed.
- ___ Submit price quote and L.M.N. to insurance.
- ___ Research funding sources for best match.
- ___ Choose your top 5 matches.
- ___ Call each funding sources chosen.
- ___ Complete all forms required by funder.
- ___ Write a compelling ask letter – include photo.
- ___ Call funder if it's a no, ask why and reapply.
- ___ If you get a no, send a thank you letter.
- ___ IF FUNDED !!!! Send a THANK YOU LETTER

NOTES

ABOUT HOPES AND DREAMS FOUNDATION, INC.

Hopes and Dreams Foundation, Inc. is a 501(c)(3) non-profit organization dedicated to the awareness and appreciation of children and young adults with disabilities, including Down syndrome and other specific challenges. The main goals of the Hopes and Dreams Foundation are to promote education and community involvement for children with disabilities through social activities and experiences in creative arts, establish summer programs for children and more support for families and provide special opportunities for local children with disabilities.

WHAT THEY FUND

The Hopes and Dreams Foundation's Dream Club brings children together in a fun setting where they can participate in art, music, drama and social activities for free.

GUIDELINES

The Dream Club is a service developed by the Hopes and Dreams Foundation for children with disabilities ages 9 and above. Must be 9 years of age or above. Dream Club is held at:

North & Southampton Reformed Church
 1380 Bristol Road
 Churchville, PA18966

APPLICATION PROCESS

Contact the Hopes and Dreams Foundation for specific information.

6435 CASTLEWAY WEST DRIVE, SUITE 130
INDIANAPOLIS, IN 46250

WWW.INDIANACHILDRENSWISHFUND.ORG
PHONE: 317-913-9474
TOLL FREE NUMBER: 866-224-1197

ABOUT INDIANA CHILDREN'S WISH FUND

Indiana Children's Wish Fund is a not-for-profit 501(c)3 organization dedicated to granting wishes to Indiana children. Founded in 1984, Indiana's Children's Wish Fund has granted more than 3,000 wishes.

WHAT THEY FUND

Indiana Children's Wish Fund arranges trips to Disney World for the whole family, along with celebrity meet-ups, shopping sprees and family vacations. Some of our unique wishes have been to meet former Presidents, the Pope, working with Mother Theresa and bringing a Grandmother to the United States from Ethiopia to visit her grandchild. Some unique wishes granted were meetings with former presidents, the pope and Mother Theresa. Indiana Children's Wish Fund has even arranged for a child to be an extra on the set of a Tom Cruise movie.

GUIDELINES

- The child must be between 3-18 years of age.
- The child must be diagnosed with a life-threatening or terminal illness.
- The child must be an Indiana resident.

APPLICATION PROCESS

Wish Children are referred by their doctors, nurses, social workers, parents, etc. To refer a child, visit the website to complete the online referral form.

CHECKLIST

- ___ Determine what A.T. your child needs.
- ___ Get a cost estimate – a price quote.
- ___ Take a picture of your child with the A.T. item.
- ___ Get letter of medical necessity – L.M.N.
- ___ Gather insurance/financial documents needed.
- ___ Submit price quote and L.M.N. to insurance.
- ___ Research funding sources for best match.
- ___ Choose your top 5 matches.
- ___ Call each funding sources chosen.
- ___ Complete all forms required by funder.
- ___ Write a compelling ask letter – include photo.
- ___ Call funder if it's a no, ask why and reapply.
- ___ If you get a no, send a thank you letter.
- ___ IF FUNDED !!!! Send a THANK YOU LETTER

NOTES

CHECKLIST

WWW.JDFK.ORG
EMAIL: JASONSDREAMS@COMCAST.NET (EMAIL)

20 MONMOUTH STREET
RED BANK, NJ 07701
PHONE: 732-758-0060, FAX: 732-758-0070

CHECKLIST

- ___ Determine what A.T. your child needs.
- ___ Get a cost estimate – a price quote.
- ___ Take a picture of your child with the A.T. item.
- ___ Get letter of medical necessity – L.M.N.
- ___ Gather insurance/financial documents needed.
- ___ Submit price quote and L.M.N. to insurance.
- ___ Research funding sources for best match.
- ___ Choose your top 5 matches.
- ___ Call each funding sources chosen.
- ___ Complete all forms required by funder.
- ___ Write a compelling ask letter – include photo.
- ___ Call funder if it's a no, ask why and reapply.
- ___ If you get a no, send a thank you letter.
- ___ IF FUNDED !!!! Send a THANK YOU LETTER

NOTES

ABOUT JASON'S DREAM FOR KIDS

Jason's Dreams for Kids, Inc. is a 501(c)(3) organization founded in 1992 in memory of Jason Douglas Creager, who passed away losing his battle with cancer. The organization is devoted to granting wishes to children diagnosed with life-threatening illnesses. The organization hopes to bring happiness to children and their parents, as well.

WHAT THEY FUND

Jason's Dreams for Kids, Inc. grants wishes that are as unique as the children who wish them.

GUIDELINES

Jason's Dreams for Kids, Inc. grants wishes for children in the New Jersey area only.

APPLICATION PROCESS

Parents and legal guardians of a child who may be eligible to receive a wish should contact jasonsdreams@comcast.net and provide information about their child and the wish they would like to see granted.

4742 N. 24TH STREET, SUITE 400
PHOENIX, AZ 85016

WWW.WISH.ORG
PHONE: 602-279-9474
TOLL FREE NUMBER: 800-722-9474

ABOUT MAKE-A-WISH FOUNDATION OF AMERICA

Make-A-Wish grants the wishes of children with life-threatening medical conditions. Since 1980, Make-A-Wish has been enriching the human experience with hope, strength and joy. The organization’s mission reflects the life-changing impact that a Make-A-Wish experience has on children, families, referral sources, donors, sponsors and entire communities.

WHAT THEY FUND

The child’s imagination is always the driving force in determining, designing and coordinating a life-altering wish experience. The possibilities for wishes are endless, but most fall into five categories:
I wish to go... Some Make-A-Wish kids want to travel to their favorite theme park, while others want to visit an exotic beach, go on a cruise, see snow for the first time or attend a major sporting event or concert.
I wish to be... Children search the depths of their imagination when they wish to be someone for a day – a fireman, a police officer, a model or a superhero.
I wish to meet... Around 1,000 wish kids each year meet their favorite athlete, recording artist, television personality, movie star, politician or other public figure.
I wish to have... Children sometimes wish for a special gift, such as a computer, tree house, shopping spree or something they have wanted for a long time.
I wish to give... Some wish kids use their wish to make the world better – raising funds, helping improve their school or celebrating a holiday for their family are just a few of the ways wish kids have helped others.

GUIDELINES

Please see a local chapter for specific policies and guidelines for granting a child’s wish.

APPLICATION PROCESS

Use the online inquiry form or contact a local chapter to get more information about referring a child who lives in the United States or one of its territories.

CHECKLIST

- ___ Determine what A.T. your child needs.
- ___ Get a cost estimate – a price quote.
- ___ Take a picture of your child with the A.T. item.
- ___ Get letter of medical necessity – L.M.N.
- ___ Gather insurance/financial documents needed.
- ___ Submit price quote and L.M.N. to insurance.
- ___ Research funding sources for best match.
- ___ Choose your top 5 matches.
- ___ Call each funding sources chosen.
- ___ Complete all forms required by funder.
- ___ Write a compelling ask letter – include photo.
- ___ Call funder if it’s a no, ask why and reapply.
- ___ If you get a no, send a thank you letter.
- ___ IF FUNDED !!!! Send a THANK YOU LETTER

NOTES

CHECKLIST

WWW.MARTYLYONSFOUNDATION.ORG
PHONE: 631-543-9474

354 VETERANS MEMORIAL HIGHWAY, 2ND FLOOR
COMMACK, NY 11725

CHECKLIST

- ___ Determine what A.T. your child needs.
- ___ Get a cost estimate – a price quote.
- ___ Take a picture of your child with the A.T. item.
- ___ Get letter of medical necessity – L.M.N.
- ___ Gather insurance/financial documents needed.
- ___ Submit price quote and L.M.N. to insurance.
- ___ Research funding sources for best match.
- ___ Choose your top 5 matches.
- ___ Call each funding sources chosen.
- ___ Complete all forms required by funder.
- ___ Write a compelling ask letter – include photo.
- ___ Call funder if it's a no, ask why and reapply.
- ___ If you get a no, send a thank you letter.
- ___ IF FUNDED !!!! Send a THANK YOU LETTER

NOTES

ABOUT THE MARTY LYONS FOUNDATION

For twelve years, Marty Lyons served as a premiere defensive lineman for the New York Jets. Early in his career, Marty befriended and became a surrogate father to a three-year-old boy suffering from an advanced illness. Three years later, the boy's passing coincided with the sudden death of Marty's father and the birth of his first child, a healthy son. These experiences profoundly affected Marty's attitude toward life, fame and his fellow human beings. With the encouragement and assistance of family and friends, Marty Lyons became determined to establish a foundation dedicated to granting wishes of seriously ill children.

The Marty Lyons Foundation has kept hope alive in the hearts of children with a terminal or life-threatening illness by making their special wish come true. A fulfilled special wish has the ability to sweep the children and their family away from the daily heartache of illness. Every child has a dream, and the Marty Lyons Foundation can make it a reality.

WHAT THEY FUND

Wishes are as individual as the child making the wish.

GUIDELINES

- The child must be between 3 and 17 years of age.
- The children must also reside or be receiving medical treatment within the Marty Lyons Foundation's designated geographic locations: Alabama, Connecticut, Florida, Georgia, Maryland, Massachusetts, New Jersey, New York, North Carolina, Pennsylvania, South Carolina and Texas.

APPLICATION PROCESS

Complete the application on the website.
For more information, contact
mlf_hq@martylyonsfoundation.org.

220 E. LAS COLINAS BOULEVARD, SUITE C-210
IRVING, TX 75039
WWW.KIDDSKIDS.ORG

OFFICE: 972-432-8595
FAX: 972-853-5212

ABOUT KRADDICK FOUNDATION/KIDD'S KIDS

Kidd's Kids sends over 50 families to Walt Disney World in Florida each year. Many of the children selected for the trip are passed over by other organizations that grant wishes or provide trips. During this five-day trip, which takes place every November, the kids and their families enjoy all the excitement that a Kidd's Kids vacation can offer. For many families with terminally ill or physically challenged children, this is a rare opportunity to leave behind hospital and treatment centers to share laughter and fun in a magical environment.

WHAT THEY FUND

Kidd's Kids covers all expenses including airfare to and from Walt Disney World, hotels, park passes, meals and transportation, souvenirs, special private character visits and more.

GUIDELINES

- The children must be between 5 and 12 years of age.
- The child must suffer from a chronic or terminal illness, a physical disability or a catastrophic impairment due to an accident or birth defect.
- The child must reside in one of the "Kidd Kraddick in the Morning" listening areas. Check the website for locations.
- Families must demonstrate a financial need.

APPLICATION PROCESS

Visit the website for the application. The medical portion must be completed by a physician and faxed to Kidd's Kids.

KIDD'S KIDS, ATTN: LYNDAY DAVIS

CHECKLIST

- ___ Determine what A.T. your child needs.
- ___ Get a cost estimate – a price quote.
- ___ Take a picture of your child with the A.T. item.
- ___ Get letter of medical necessity – L.M.N.
- ___ Gather insurance/financial documents needed.
- ___ Submit price quote and L.M.N. to insurance.
- ___ Research funding sources for best match.
- ___ Choose your top 5 matches.
- ___ Call each funding source chosen.
- ___ Complete all forms required by funder.
- ___ Write a compelling ask letter – include photo.
- ___ Call funder if it's a no, ask why and reapply.
- ___ If you get a no, send a thank you letter.
- ___ IF FUNDED !!!! Send a THANK YOU LETTER

NOTES

PHONE: 248-601-9474, TOLL FREE: 877-649-4743
 FAX: 248-601-0086
 EMAIL: INFO@RAINBOWCONNECTION.ORG

621 W. UNIVERSITY
 ROCHESTER, MI48307
 WWW.RAINBOWCONNECTION.ORG

CHECKLIST

CHECKLIST

- ___ Determine what A.T. your child needs.
- ___ Get a cost estimate – a price quote.
- ___ Take a picture of your child with the A.T. item.
- ___ Get letter of medical necessity – L.M.N.
- ___ Gather insurance/financial documents needed.
- ___ Submit price quote and L.M.N. to insurance.
- ___ Research funding sources for best match.
- ___ Choose your top 5 matches.
- ___ Call each funding sources chosen.
- ___ Complete all forms required by funder.
- ___ Write a compelling ask letter – include photo.
- ___ Call funder if it's a no, ask why and reapply.
- ___ If you get a no, send a thank you letter.
- ___ IF FUNDED !!!! Send a THANK YOU LETTER

NOTES

ABOUT THE RAINBOW CONNECTION

In 1980, Ron and Janet Dobson and their children, Tim and Jennifer, were in a plane crash that killed Ron and the children and critically injured Janet. After the crash, L. Brooks Patterson and other friends of the Dobsons held a memorial golf outing to raise scholarship funds in the children's names. From this event, The Rainbow Connection evolved. The Rainbow Connection is a Michigan-based 501(c)(3) charity dedicated to making dreams come true for Michigan children who are literally fighting for their lives. Janet Dobson sits on the community-based Board of Directors, and since 1985, thousands of Michigan children with life-threatening illnesses have experienced their most special dream come true.

WHAT THEY FUND

Wishes vary with each child.

GUIDELINES

- The child must be between 2 1/2 and 18 years of age.
- The child must live in Michigan.
- The child must be diagnosed with a life-threatening or terminal illness.
- The child's illness must be verified by a licensed physician.
- The child must not have received a wish from any wish granting organization previously.

APPLICATION PROCESS

Complete the online referral form to refer a child and fax the referral to 248-601-0577, or call The Rainbow Connection.

1041 MILL CREEK DRIVE
FEASTERVILLE, PA 19053

PHONE: 215-396-4770
WWW.SUNSHINEFOUNDATION.ORG

ABOUT SUNSHINE FOUNDATION

Sunshine Foundation is the original wish granting organization founded in 1976 by former Philadelphia police officer Bill Sample. While on protective duty at a Philadelphia area children's hospital, Bill witnessed firsthand the financial and emotional burden placed on the families of children with illnesses. He saw that so many families could not afford to give their sick child one last wish, so Bill, with the help of a handful of other dedicated people, got together to answer Sunshine Foundation's first dream.

WHAT THEY FUND

Sunshine Foundation owns a Dream Village in Davenport, Florida, where families stay while on a dream trip to Central Florida. The Dream Village features nine fairy tale-themed cottages, an Olympic sized swimming pool, a mini golf course and a playground, all handicapped equipped and wheelchair accessible. Sunshine Foundation pays for airfare, transportation, lodging and tickets to attractions. Sunshine Foundation's special dreams can be anything from a celebrity meet and greet, family trip, shopping spree or adaptive medical or therapeutic equipment.

GUIDELINES

- The child must be between 3 and 18 years of age.
- The child must be chronically ill, seriously ill, physically challenged or abused.
- The family's household annual income may not exceed \$75,000.
- The child or any other family member may not have had a dream granted through Sunshine Foundation or any other wish granting organization.
- The child must be a United States citizen.

APPLICATION PROCESS

Those with internet capabilities must visit the organization's website and complete the application electronically. If a family is without internet, please send a letter to the organization's office that states the child's full name, age and diagnosis, along with the parent or guardian's full name, mailing address and phone number.

CHECKLIST

- ___ Determine what A.T. your child needs.
- ___ Get a cost estimate – a price quote.
- ___ Take a picture of your child with the A.T. item.
- ___ Get letter of medical necessity – L.M.N.
- ___ Gather insurance/financial documents needed.
- ___ Submit price quote and L.M.N. to insurance.
- ___ Research funding sources for best match.
- ___ Choose your top 5 matches.
- ___ Call each funding sources chosen.
- ___ Complete all forms required by funder.
- ___ Write a compelling ask letter – include photo.
- ___ Call funder if it's a no, ask why and reapply.
- ___ If you get a no, send a thank you letter.
- ___ IF FUNDED !!!! Send a THANK YOU LETTER

NOTES

WWW.TENDERWISHES.ORG
 PHONE: 905-371-0300
 EMAIL: WISHES@TENDERWISHES.ORG

P.O. BOX 824
 NIAGARA FALLS, ONTARIO
 L2E 6V6

CHECKLIST

- ___ Determine what A.T. your child needs.
- ___ Get a cost estimate – a price quote.
- ___ Take a picture of your child with the A.T. item.
- ___ Get letter of medical necessity – L.M.N.
- ___ Gather insurance/financial documents needed.
- ___ Submit price quote and L.M.N. to insurance.
- ___ Research funding sources for best match.
- ___ Choose your top 5 matches.
- ___ Call each funding sources chosen.
- ___ Complete all forms required by funder.
- ___ Write a compelling ask letter – include photo.
- ___ Call funder if it's a no, ask why and reapply.
- ___ If you get a no, send a thank you letter.
- ___ IF FUNDED !!!! Send a THANK YOU LETTER

NOTES

ABOUT THE TENDER WISHES FOUNDATION

Growing from the desire to help one family with a terminally ill child, the Tender Wishes Foundation seeks out and grants wishes to children in the Niagara Region who suffer from a potentially life-threatening illness. The objective of the organization is to provide assistance in granting requests to and arranging special events and outings for children who have been diagnosed by a qualified medical practitioner as having a potentially life-threatening illness.

WHAT THEY FUND

Wishes are granted for things such as trips to Disneyworld, home entertainment units, sporting events, meeting a celebrity or hero and home renovations. The wishes are as varied as the child. In general, the Tender Wishes Foundation strives to make the child's wish, in consultation with their parents, come true.

GUIDELINES

- The child must be 18 years of age or younger.
- The child must reside in the Regional Municipality of Niagra.
- A qualified medical practitioner must confirm that the child suffers from a potentially life-threatening illness.
- The child must not have been granted a wish from any other wish granting organization.

APPLICATION PROCESS

Contact the Tender Wishes Foundation for specific information.

N7864 SHOTWELL LANE
PITTSVILLE, WI 54466

WWW.CHILDSWISH.COM
EMAIL: CHILDSWISH@GMAIL.COM
PHONE: 800-518-8019

ABOUT UNITED SPECIAL
SPORTSMEN ALLIANCE

United Special Sportsman Alliance, Inc. (USSA) is a 501(c)(3) nonprofit national wish granting charity that specializes in sending critically ill and disabled youth and veterans on outdoor adventures. Families are whisked away to a place of peace to focus on the quality of life, family ties and the wonders of the natural world. USSA is composed of volunteers from all walks of life, bonded together by a common love for others and a deep respect and appreciation of the world’s natural resources. By working cooperatively with caring donors and corporate sponsors, USSA has made a significant impact on the lives of thousands of children, disabled veterans and their families.

WHAT THEY FUND

USSA specializes in sending critically ill and disabled youth and veterans on various outdoor adventures.

GUIDELINES

Contact USSA for specific guidelines.

APPLICATION PROCESS

Complete the application on the website and mail it to the organization.

CHECKLIST

- ___ Determine what A.T. your child needs.
- ___ Get a cost estimate – a price quote.
- ___ Take a picture of your child with the A.T. item.
- ___ Get letter of medical necessity – L.M.N.
- ___ Gather insurance/financial documents needed.
- ___ Submit price quote and L.M.N. to insurance.
- ___ Research funding sources for best match.
- ___ Choose your top 5 matches.
- ___ Call each funding sources chosen.
- ___ Complete all forms required by funder.
- ___ Write a compelling ask letter – include photo.
- ___ Call funder if it’s a no, ask why and reapply.
- ___ If you get a no, send a thank you letter.
- ___ IF FUNDED !!!! Send a THANK YOU LETTER

NOTES

CHECKLIST

CHECKLIST

- ___ Determine what A.T. your child needs.
- ___ Get a cost estimate – a price quote.
- ___ Take a picture of your child with the A.T. item.
- ___ Get letter of medical necessity – L.M.N.
- ___ Gather insurance/financial documents needed.
- ___ Submit price quote and L.M.N. to insurance.
- ___ Research funding sources for best match.
- ___ Choose your top 5 matches.
- ___ Call each funding sources chosen.
- ___ Complete all forms required by funder.
- ___ Write a compelling ask letter – include photo.
- ___ Call funder if it's a no, ask why and reapply.
- ___ If you get a no, send a thank you letter.
- ___ IF FUNDED !!!! Send a THANK YOU LETTER

NOTES

ABOUT WESTERN WISHES

Born in Oregon and raised in a rodeo family from the Northwest, Donnalyn set out on a mission to create a program like Make-A-Wish for children with critical injuries or physical and mental challenges who love rodeos and a western way of life. After dealing with a cancer scare, a successful surgery, and the end of her 20 year marriage, she set out to parlay her extensive contacts in the western world into an award-winning national program that brightens the lives of kids faced with adversity.

WHAT THEY FUND

Western Wishes fulfills rodeo dreams for terminally ill and disabled children.

GUIDELINES

- The child must be critically ill, severely injured or physically challenged.
- The child must have experienced unusual adversity.
- The organization provides for children who love the “western” way of life.

APPLICATION PROCESS

Contact Western Wishes for specific information.

961 HILLWIND ROAD
MINNEAPOLIS, MN55432
WWW.WISHESANDMORE.ORG

EMAIL: INFO@WISHESANDMORE.ORG
PHONE: 763-502-1500
FAX: 763-502-4707

ABOUT WISHES & MORE

Wishes & More began conceptually in the fall of 2004 in order to fill the gaps of other wish granting charities that serve children with life-threatening or terminal illnesses. The founders were seasoned children's wish granters who had served as volunteer members of the board of the Make-A-Wish Foundation of Minnesota.

WHAT THEY FUND

The goal of Wishes & More is to grant wishes to children with terminal and life-threatening illnesses and provide hopeful hearts, happy memories and assistance to those who love them.

GUIDELINES

- The child must be under 19 years of age.
- The child must be diagnosed with a terminal or life-threatening illness or condition which will require ongoing treatment.
- The child must live in Minnesota or a bordering state or be treated in a Minnesota medical facility.

APPLICATION PROCESS

See the website for referral form, which can be submitted online, mailed or faxed to the organization.

CHECKLIST

- ___ Determine what A.T. your child needs.
- ___ Get a cost estimate – a price quote.
- ___ Take a picture of your child with the A.T. item.
- ___ Get letter of medical necessity – L.M.N.
- ___ Gather insurance/financial documents needed.
- ___ Submit price quote and L.M.N. to insurance.
- ___ Research funding sources for best match.
- ___ Choose your top 5 matches.
- ___ Call each funding sources chosen.
- ___ Complete all forms required by funder.
- ___ Write a compelling ask letter – include photo.
- ___ Call funder if it's a no, ask why and reapply.
- ___ If you get a no, send a thank you letter.
- ___ IF FUNDED !!!! Send a THANK YOU LETTER

NOTES

CHECKLIST

- ___ Determine what A.T. your child needs.
- ___ Get a cost estimate – a price quote.
- ___ Take a picture of your child with the A.T. item.
- ___ Get letter of medical necessity – L.M.N.
- ___ Gather insurance/financial documents needed.
- ___ Submit price quote and L.M.N. to insurance.
- ___ Research funding sources for best match.
- ___ Choose your top 5 matches.
- ___ Call each funding sources chosen.
- ___ Complete all forms required by funder.
- ___ Write a compelling ask letter – include photo.
- ___ Call funder if it's a no, ask why and reapply.
- ___ If you get a no, send a thank you letter.
- ___ IF FUNDED !!!! Send a THANK YOU LETTER

NOTES

ABOUT WISHES CAN HAPPEN, INC.

Wishes Can Happen, Inc. is an all volunteer, nonprofit organization founded by Canton residents Cyndi Morrow and Linda Lippert. The organization grants wishes to children with life-threatening illnesses in Ohio and strives to put a smile on the faces of children and their families.

WHAT THEY FUND

Wishes Can Happen, Inc. funds for children's wishes. Disney trips continue to be the most popular trip, but children have visited dude ranches in Montana and Colorado, played golf in Hawaii and went on shopping sprees in New York. If they can wish it, the organization can make it happen.

GUIDELINES

- The child must be between 3 and 21 years of age.
- The child must live in Ohio.
- The child must not have received a wish from another wish granting organization.
- The child must be diagnosed with a life-threatening illness.

APPLICATION PROCESS

Complete the referral form on the website, or contact Wishes Can Happen, Inc. for specific information.

139 S. SHERMAN
SPOKANE, WA 99202

WWW.WISHINGSTAR.ORG
PHONE: 509-744-3411

ABOUT WISHING STAR FOUNDATION

Established in 1983, Wishing Star Foundation is a 501(c)(3) nonprofit organization that grants wishes to children with life-threatening illnesses. Besides making the wish experience one of the most memorable times in a child’s life, the organization continues to support families who care for medically fragile children. Wishing Star Foundation provides tickets to fun opportunities knowing that these families struggle emotionally and financially.

WHAT THEY FUND

The wishes vary from child to child.

GUIDELINES

- The child must be between 3 and 21 years of age.
- The child must have a life-threatening or life-shortening illness.
- The child must reside in Central or Eastern Washington or anywhere in Idaho.

APPLICATION PROCESS

Contact Wishing Star Foundation for specific information.

CHECKLIST

- ___ Determine what A.T. your child needs.
- ___ Get a cost estimate – a price quote.
- ___ Take a picture of your child with the A.T. item.
- ___ Get letter of medical necessity – L.M.N.
- ___ Gather insurance/financial documents needed.
- ___ Submit price quote and L.M.N. to insurance.
- ___ Research funding sources for best match.
- ___ Choose your top 5 matches.
- ___ Call each funding sources chosen.
- ___ Complete all forms required by funder.
- ___ Write a compelling ask letter – include photo.
- ___ Call funder if it’s a no, ask why and reapply.
- ___ If you get a no, send a thank you letter.
- ___ IF FUNDED !!!! Send a THANK YOU LETTER

NOTES

CHECKLIST

PHONE: 504-841-0001
TOLL FREE: 888-663-9474
EMAIL: WELLFOUNDATION52@GMAIL.COM

3000 W. ESPLANADE AVENUE, SUITE 100
METAIRIE, LA 70002
WWW.WISHINGWELLUSA.ORG

CHECKLIST

CHECKLIST

- ___ Determine what A.T. your child needs.
- ___ Get a cost estimate – a price quote.
- ___ Take a picture of your child with the A.T. item.
- ___ Get letter of medical necessity – L.M.N.
- ___ Gather insurance/financial documents needed.
- ___ Submit price quote and L.M.N. to insurance.
- ___ Research funding sources for best match.
- ___ Choose your top 5 matches.
- ___ Call each funding sources chosen.
- ___ Complete all forms required by funder.
- ___ Write a compelling ask letter – include photo.
- ___ Call funder if it's a no, ask why and reapply.
- ___ If you get a no, send a thank you letter.
- ___ IF FUNDED !!!! Send a THANK YOU LETTER

NOTES

ABOUT THE WISHING WELL FOUNDATION USA, INC.

Elwin and Lisbeth LeBeau founded the Wishing Well Foundation USA, Inc. after their family friend lost their child to a terminal illness. The experience left an impression on the LeBeaus, which caused them to wonder about other terminally ill children and families who are unable to provide their child with anything other than basic needs. The LeBeaus began reaching out to families of children with terminal illnesses, and the organization continues to bring joy to these children by providing them with their fondest wish in life.

WHAT THEY FUND

Many of the wishes are for trips to theme parks or a special day with a celebrity or hero.

GUIDELINES

Contact the Wishing Well Foundation USA, Inc. for specific guidelines.

APPLICATION PROCESS

Complete the form on the website.

1640 NIXON DRIVE, SUITE 336
MOORESTOWN, NJ 08057
WWW.WISHUPONAHEROFOUNDATION.ORG

EMAIL: HELP@WISHUPONAHERO.COM
PHONE: 877-974-4376

ABOUT THE WISH UPON A HERO FOUNDATION

The Wish Upon A Hero Foundation is a 501(c)(3) tax-exempt nonprofit organization that grants the wishes of those with needs. Uniquely different than most charities, the Wish Upon A Hero Foundation supports a broad range of needs and is non-discriminatory of age, sex, location or cause. The organization grants the wishes of newborns all the way to senior citizens while supporting well known causes, such as cancer and heart disease, and rare diseases as well.

WHAT THEY FUND

The Wish Upon A Hero Foundation provides assistance with basic needs, living needs, healthcare needs, pet needs, service needs and educational needs.

GUIDELINES

The Wish Upon A Hero Foundation believes that when it comes to helping others, every cause is a good cause. From basic needs to life saving treatment, from newborns to seniors, from single moms to military veterans, from Florida to Alaska, the organization helps everyone. The Wish Upon A Hero Foundation raises awareness and money to quickly and efficiently help those in need.

APPLICATION PROCESS

Post a wish or request help on the website.

CHECKLIST

- ___ Determine what A.T. your child needs.
- ___ Get a cost estimate – a price quote.
- ___ Take a picture of your child with the A.T. item.
- ___ Get letter of medical necessity – L.M.N.
- ___ Gather insurance/financial documents needed.
- ___ Submit price quote and L.M.N. to insurance.
- ___ Research funding sources for best match.
- ___ Choose your top 5 matches.
- ___ Call each funding sources chosen.
- ___ Complete all forms required by funder.
- ___ Write a compelling ask letter – include photo.
- ___ Call funder if it's a no, ask why and reapply.
- ___ If you get a no, send a thank you letter.
- ___ IF FUNDED !!!! Send a THANK YOU LETTER

NOTES

STATE FUNDERS

STATE FUNDERS

Action For Autism	Cherish the Children Foundation
Adam Taliaferro Foundation	Children's Miracle Network Hospitals
A.N.G.E.L.	Children with Special Needs Fund
American Foundation for Disabled Children	Hannah and Friends
ATI Foundation	Jack's Helping Hand
Avery-Fuller Welch Children's Foundation	Jack's Place for Autism Foundation
Blanche Fischer Foundation	Kiddo's Clubhouse Foundation
Bridge the Gap	Kraddick Foundation / Kidd's Kids
Bryan's Dream Foundation	Muscular Dystrophy Family Fund
Building Blocks for Kids	Ohio Department of Health
Casey Cares Foundation	

15834 CLAYTON ROAD
ELLISVILLE, MO 63011
WWW.AFASTL.ORG

PHONE: 636-227-2339
FAX: 636-227-8711

CHECKLIST

- ___ Determine what A.T. your child needs.
- ___ Get a cost estimate – a price quote.
- ___ Take a picture of your child with the A.T. item.
- ___ Get letter of medical necessity – L.M.N.
- ___ Gather insurance/financial documents needed.
- ___ Submit price quote and L.M.N. to insurance.
- ___ Research funding sources for best match.
- ___ Choose your top 5 matches.
- ___ Call each funding sources chosen.
- ___ Complete all forms required by funder.
- ___ Write a compelling ask letter – include photo.
- ___ Call funder if it's a no, ask why and reapply.
- ___ If you get a no, send a thank you letter.
- ___ IF FUNDED !!!! Send a THANK YOU LETTER

NOTES

ABOUT ACTION FOR AUTISM

Action For Autism is a St. Louis-based 501(c)(3) charitable organization, founded in 2008 to address the growing need to assist children and their families with autism spectrum disorders.

WHAT THEY FUND

Funding through Action for Autism will be considered for the following:

- Therapies
- Assessments
- Special programs/camps
- Equipment/technology needs
- Education/schooling (for AFA Academy Schools)

GUIDELINES

- The child must be 17 years of age or younger at the time the application is submitted.
- The child must reside within a 250 mile radius of St. Louis, Missouri.
- Funding is available only for families of a child affected by autism and must be for services/therapies/schooling/programs deemed to benefit said child.

APPLICATION PROCESS

Please return completed application, along with any necessary documentation, to:

Action for Autism
ATTN: Application Processing
16052 Swingley Ridge Road, #205
Chesterfield, MO 63017

PO BOX 8232
TURNERSVILLE, NJ 08012

WWW.TALIAFERROFOUNDATION.ORG
PHONE: 856-582-0212
EMAIL: INFO@TALIAFERROFOUNDATION.ORG

ABOUT THE ADAM TALIAFERRO FOUNDATION

Adam Taliaferro was paralyzed while making a tackle for Penn State in 2000. After spinal-fusion surgery, doctors told Adam’s parents their son would probably never walk again. Three months later, Adam miraculously walked out of Magee Rehabilitation Hospital in Philadelphia. The organization hopes to share the information concerning all phases of Adam’s medical treatment with every high school, college and professional football team in the country. The organization also provides funding for injured athletes who need additional assistance. Over the years the Adam Taliaferro Foundation has established itself as one of the most prestigious sports organizations of its kind, and with continued public support and interest, the organization will continue to positively impact the local sports scene.

WHAT THEY FUND

The Adam Taliaferro Foundation provides emotional, financial and educational support to student-athletes who suffer catastrophic head or spinal injuries in sanctioned team events in New Jersey, Pennsylvania or Delaware. The foundation also provides educational and financial support related to the research, prevention and care of such injuries.

GUIDELINES

- The individual must have been injured during a sanctioned athletic event (game or practice).
- The individual must have a catastrophic spinal cord or head injury.
- The individual must live within the geographic jurisdiction of New Jersey, Pennsylvania or Delaware or be a student athlete attending school within the aforementioned states.

APPLICATION PROCESS

If you have a need for financial aid due to a qualifying medical condition from a spinal cord injury, please look over the application and contact a member of the Adam Taliaferro Foundation Medical Committee.

CHECKLIST

- ___ Determine what A.T. your child needs.
- ___ Get a cost estimate – a price quote.
- ___ Take a picture of your child with the A.T. item.
- ___ Get letter of medical necessity – L.M.N.
- ___ Gather insurance/financial documents needed.
- ___ Submit price quote and L.M.N. to insurance.
- ___ Research funding sources for best match.
- ___ Choose your top 5 matches.
- ___ Call each funding sources chosen.
- ___ Complete all forms required by funder.
- ___ Write a compelling ask letter – include photo.
- ___ Call funder if it’s a no, ask why and reapply.
- ___ If you get a no, send a thank you letter.
- ___ IF FUNDED !!!! Send a THANK YOU LETTER

NOTES

CHECKLIST

1300 PERRY AVENUE #080947
RACINE WI 53408

WWW.ANGELAUTISMNETWORK.ORG
PHONE: 857-228-8476

CHECKLIST

- ___ Determine what A.T. your child needs.
- ___ Get a cost estimate – a price quote.
- ___ Take a picture of your child with the A.T. item.
- ___ Get letter of medical necessity – L.M.N.
- ___ Gather insurance/financial documents needed.
- ___ Submit price quote and L.M.N. to insurance.
- ___ Research funding sources for best match.
- ___ Choose your top 5 matches.
- ___ Call each funding sources chosen.
- ___ Complete all forms required by funder.
- ___ Write a compelling ask letter – include photo.
- ___ Call funder if it's a no, ask why and reapply.
- ___ If you get a no, send a thank you letter.
- ___ IF FUNDED !!!! Send a THANK YOU LETTER

NOTES

ABOUT A.N.G.E.L., INC.

A.N.G.E.L., Inc. is a registered volunteer-run 501(c)(3) nonprofit organization raising funds and awareness for children in Wisconsin with autism. The organization's mission is to support each individual child and family with an autism spectrum disorder with financial and emotional assistance, compassionate guidance and delivery of therapies or services of that family's choice.

WHAT THEY FUND

A.N.G.E.L., Inc. gives grants to Wisconsin families with children affected by autism for needed therapies and treatment not otherwise covered by insurance. Parents know their children best, so the organization believes in treatment of choice.

A.N.G.E.L., Inc. provides funding directly to a family's choice of service provider. The organization makes every attempt to ensure that grant requests are fulfilled, but assistance is based on funding and monies available. The grant program offers up to \$500 grants made payable directly to service provider selected by the family.

GUIDELINES

The child must be between 2 and 18 years of age.
The child must be diagnosed with an autism spectrum disorder.
The child must be a resident of Wisconsin.
Grantees and/or family members must have a combined total of 12 volunteer hours per calendar year.

APPLICATION PROCESS

Contact A.N.G.E.L. Inc. for specific information.

84 NEW DORP PLAZA, SUITE 207
STATEN ISLAND, NY 10306
WWW.AMFDC.ORG

PHONE: 718-987-6911
FAX: 718-980-1271
EMAIL: CONTACT@AMFDC.ORG

ABOUT

The American Foundation for Disabled Children, Inc. is a New York-based nonprofit 501(c)(3) charitable corporation founded in 1991 by a group of concerned parents. Unhappy with bureaucratic delays and inadequate funding of programs for physically and mentally challenged children, these parents drew upon their many years of professional and volunteer services to create a foundation geared to provide volunteers with the resources and tools to work quickly and effectively with organizations that serve challenged children. In 2001, upon the urging of several long-term volunteers, their mission expanded to include services for disadvantaged, homeless and battered children. Recently, the organization expanded its services to children suffering from all forms of cancer.

WHAT THEY FUND

The American Foundation for Disabled Children, Inc. works to encourage and maximize the development, productivity, dignity and social interaction of challenged and disadvantaged children within society at large. Programs include resources for homeless and challenged children, horticultural therapy and camps and outdoor experiences.

GUIDELINES

Contact the American Foundation for Disabled Children for specific guidelines.

APPLICATION PROCESS

Contact the American Foundation for Disabled Children for specific information.

CHECKLIST

- ___ Determine what A.T. your child needs.
- ___ Get a cost estimate – a price quote.
- ___ Take a picture of your child with the A.T. item.
- ___ Get letter of medical necessity – L.M.N.
- ___ Gather insurance/financial documents needed.
- ___ Submit price quote and L.M.N. to insurance.
- ___ Research funding sources for best match.
- ___ Choose your top 5 matches.
- ___ Call each funding sources chosen.
- ___ Complete all forms required by funder.
- ___ Write a compelling ask letter – include photo.
- ___ Call funder if it's a no, ask why and reapply.
- ___ If you get a no, send a thank you letter.
- ___ IF FUNDED !!!! Send a THANK YOU LETTER

NOTES

790 REMINGTON BOULEVARD
BOLINGBROOK, IL 60440
WWW.ATIPT.COM

PHONE: 855-692-8478
FAX: 630-203-6046

CHECKLIST

CHECKLIST

- ___ Determine what A.T. your child needs.
- ___ Get a cost estimate – a price quote.
- ___ Take a picture of your child with the A.T. item.
- ___ Get letter of medical necessity – L.M.N.
- ___ Gather insurance/financial documents needed.
- ___ Submit price quote and L.M.N. to insurance.
- ___ Research funding sources for best match.
- ___ Choose your top 5 matches.
- ___ Call each funding sources chosen.
- ___ Complete all forms required by funder.
- ___ Write a compelling ask letter – include photo.
- ___ Call funder if it's a no, ask why and reapply.
- ___ If you get a no, send a thank you letter.
- ___ IF FUNDED !!!! Send a THANK YOU LETTER

NOTES

ABOUT THE ATI FOUNDATION

Founded in 2003 by ATI Physical Therapy, the ATI Foundation was created as a way for ATI employees and patients to give back to the community. ATI is committed to exceeding customer expectations by providing the highest quality of care in a friendly and encouraging environment. The ATI Foundation strives to build off this commitment to quality care by giving to those in need, sharing expertise and resources and improving the quality of life of people within the communities ATI serves.

WHAT THEY FUND

The ATI Foundation is committed to aiding children with physical impairments in need of medical resources, equipment and funding to enhance and sustain a better quality of life.

GUIDELINES

- The child must live in Delaware, Illinois, Indiana, Maryland, Pennsylvania or Wisconsin.
- Contact the organization for further guidelines.

APPLICATION PROCESS

Complete the application on the website.

1660 BUSH STREET, SUITE 300
SAN FRANCISCO, CA 94109
PHONE: 415-561-6540

FAX: 415-561-5477
WWW.AFWCHILDRENSFOUNDATION.ORG

ABOUT THE AVERY-FULLER-WELCH CHILDREN'S FUND

Originally incorporated in 1914 with bequests from the estates of Mary A. Avery and her brother, Orlando P. Fuller, the Avery-Fuller Children's Center operated a facility in San Francisco providing aid to handicapped children. The foundation was renamed to honor Whiting Welch for his many years of dedicated service as president of the foundation. Today, the mission of the Avery-Fuller-Welch Children's Foundation is to provide grant funding for early intervention and professional guidance to children with physical, behavioral, emotional and learning challenges.

WHAT THEY FUND

- Speech therapy
- Psychotherapy
- Remedial education
- Physical and/or occupational therapy

GUIDELINES

- The child, therapist and family must have a strong motivation.
- The child must have a favorable prognosis for achieving independent functioning or significant progress towards the goals set forth within the date parameters of the grant period.
- The family must have an inability to pay or obtain full support elsewhere.
- The child must live in one of the following Bay Area counties: Alameda, Marin, San Francisco, San Mateo or Contra Costa.

APPLICATION PROCESS

Complete the application on the website.

CHECKLIST

- ___ Determine what A.T. your child needs.
- ___ Get a cost estimate – a price quote.
- ___ Take a picture of your child with the A.T. item.
- ___ Get letter of medical necessity – L.M.N.
- ___ Gather insurance/financial documents needed.
- ___ Submit price quote and L.M.N. to insurance.
- ___ Research funding sources for best match.
- ___ Choose your top 5 matches.
- ___ Call each funding sources chosen.
- ___ Complete all forms required by funder.
- ___ Write a compelling ask letter – include photo.
- ___ Call funder if it's a no, ask why and reapply.
- ___ If you get a no, send a thank you letter.
- ___ IF FUNDED !!!! Send a THANK YOU LETTER

NOTES

1509 SW SUNSET BOULEVARD, SUITE 1B
PORTLAND, OR 97239

CHECKLIST

- ___ Determine what A.T. your child needs.
- ___ Get a cost estimate – a price quote.
- ___ Take a picture of your child with the A.T. item.
- ___ Get letter of medical necessity – L.M.N.
- ___ Gather insurance/financial documents needed.
- ___ Submit price quote and L.M.N. to insurance.
- ___ Research funding sources for best match.
- ___ Choose your top 5 matches.
- ___ Call each funding sources chosen.
- ___ Complete all forms required by funder.
- ___ Write a compelling ask letter – include photo.
- ___ Call funder if it's a no, ask why and reapply.
- ___ If you get a no, send a thank you letter.
- ___ IF FUNDED !!!! Send a THANK YOU LETTER

NOTES

ABOUT THE BLANCHE FISCHER FOUNDATION

The Blanche Fischer Foundation is a private, nonprofit 501(c)(3) charitable organization founded through a trust established by the late Blanche Fischer, a native of Long Creek and long-time resident and benefactor of Lincoln City.

WHAT THEY FUND

The desired aid may relate directly to the disability or toward fostering personal independence.

GUIDELINES

- The individual must be a resident of Oregon.
- The individual must demonstrate a financial need.
- The individual must have a disability of a physical nature.

APPLICATION PROCESS

Complete the application on the website and include additional requested documents.

PO BOX 401
BONDUEL, WI 54107
WWW.BRIDGETHEGAPWI.ORG

HEMENWAY & BARNES LLP
60 STATE STREET ,
8TH FLOOR BOSTON , MA 02109

ABOUT BRIDGE THE GAP, INC.

Bridge the Gap, Inc. is a resource for families who are coping with an autism spectrum disorder while waiting for state funding, implementing uncovered treatment protocols or in immediate crisis directly related an autism spectrum disorder. The organization's purpose is to decrease financially related stress, increase understanding and strengthen familial ties through education and public awareness of autism and autism spectrum disorders.

WHAT THEY FUND

Bridge the Gap, Inc. funds for therapeutic devices and items that benefit a person with an autism spectrum disorder.

GUIDELINES

- Individuals having or directly supporting a person with an autism spectrum disorder will be eligible for grant consideration.
- Shawano County residents will be given first considerations for available funds.
- Leftover funding will be allotted to individuals residing in other counties in Wisconsin (based on available funds that can be awarded)
- The individual must be a Wisconsin resident to apply.

APPLICATION PROCESS

All grant requests must be mailed to the organization. Visit the website for when grants will be accepted.

CHECKLIST

- ____ Determine what A.T. your child needs.
- ____ Get a cost estimate – a price quote.
- ____ Take a picture of your child with the A.T. item.
- ____ Get letter of medical necessity – L.M.N.
- ____ Gather insurance/financial documents needed.
- ____ Submit price quote and L.M.N. to insurance.
- ____ Research funding sources for best match.
- ____ Choose your top 5 matches.
- ____ Call each funding sources chosen.
- ____ Complete all forms required by funder.
- ____ Write a compelling ask letter – include photo.
- ____ Call funder if it's a no, ask why and reapply.
- ____ If you get a no, send a thank you letter.
- ____ IF FUNDED !!!! Send a THANK YOU LETTER

NOTES

P.O. BOX 20
BASKING RIDGE, NJ 07920

WWW.BRYANSDREAM.ORG
EMAIL: INFORMATION@BRYANSDREAM.ORG

CHECKLIST

CHECKLIST

- ___ Determine what A.T. your child needs.
- ___ Get a cost estimate – a price quote.
- ___ Take a picture of your child with the A.T. item.
- ___ Get letter of medical necessity – L.M.N.
- ___ Gather insurance/financial documents needed.
- ___ Submit price quote and L.M.N. to insurance.
- ___ Research funding sources for best match.
- ___ Choose your top 5 matches.
- ___ Call each funding sources chosen.
- ___ Complete all forms required by funder.
- ___ Write a compelling ask letter – include photo.
- ___ Call funder if it's a no, ask why and reapply.
- ___ If you get a no, send a thank you letter.
- ___ IF FUNDED !!!! Send a THANK YOU LETTER

NOTES

ABOUT BRYAN'S DREAM FOUNDATION

Bryan's Dream Foundation is a nonprofit organization established in memory of Bryan Timothy Opremca. Bryan was a smart, strong, healthy and athletic 11-year-old when he was first diagnosed with a glioblastoma multiforme in his cerebellum in 2004. Sadly, Bryan ultimately lost his battle against this aggressive disease in 2006 at the age of 12.

Bryan was an inspiration to everyone who met him. His family is striving to honor him and his all-too-short life by paying it forward through Bryan's Dream Foundation. The purpose of the organization is to fulfill Bryan's dream by providing hope and support to children with brain tumors, as well as their families, and to ensure that no child's life is ended prematurely.

WHAT THEY FUND

Bryan's Dream Foundation considers grant assistance to families and caregivers of children being treated for brain tumors in the Northeastern United States.

GUIDELINES

Contact Bryan's Dream Foundation for specific guidelines.

APPLICATION PROCESS

Complete the application on the website, and mail it to the organization.

7577 CENTRAL PARKE BOULEVARD, SUITE 111
MASON, OH 45040

WWW.BB4K.ORG
PHONE: 513-770-2900
FAX: 513-297-0605

ABOUT BUILDING BLOCKS FOR KIDS

The mission of Building Blocks for Kids is to improve the quality of life for children with health-related needs that are unmet through traditional means. The organization offers grants, referrals and alternative resources for these children whose needs not being met due to lack of insurance, insurance coverage, government assistance and/or family resources.

WHAT THEY FUND

All grant requests must fall into one of the following categories:

- Expenses associated with surgery or specific procedures or treatments such as organ transplants, craniofacial reconstruction, physical rehabilitation therapy, cochlear implants, etc.
- Expenses associated with apparatuses which will improve the quality of life for a child, such as wheelchairs, van lifts, communication devices hearing aids, prosthetic limbs, etc.
- Expenses associated with the cost of displacement for a child and one family member who must relocate during a procedure/treatment. This requires that a doctor or medical specialist write a letter confirming that the procedure/treatment cannot be done in the child's city of residence.

GUIDELINES

- The child must be under 18 years of age.
- The child must be from the greater Cincinnati area or has a strong link to the area such as a grandparent, an aunt or uncle or a relationship with a local organization.
- The cost of the surgery, procedure, treatment or apparatus is significant and not covered by the parents' insurance or the parents' assets/income or by a combination thereof.
- The case must be in a proactive stage. Requests for debt reduction of expenses already incurred will not be considered.

APPLICATION PROCESS

Complete the application the website, and mail it to the organization.

CHECKLIST

- ___ Determine what A.T. your child needs.
- ___ Get a cost estimate – a price quote.
- ___ Take a picture of your child with the A.T. item.
- ___ Get letter of medical necessity – L.M.N.
- ___ Gather insurance/financial documents needed.
- ___ Submit price quote and L.M.N. to insurance.
- ___ Research funding sources for best match.
- ___ Choose your top 5 matches.
- ___ Call each funding sources chosen.
- ___ Complete all forms required by funder.
- ___ Write a compelling ask letter – include photo.
- ___ Call funder if it's a no, ask why and reapply.
- ___ If you get a no, send a thank you letter.
- ___ IF FUNDED !!!! Send a THANK YOU LETTER

NOTES

3918 VERO ROAD, SUITE C
BALTIMORE, MD 21227
WWW.CASEYCARESFOUNDATION.ORG

EMAIL: CASEYCARES@CASEYCARESFOUNDATION.ORG
PHONE: 443-568-0064
FAX: 443-524-9949

CHECKLIST

- ___ Determine what A.T. your child needs.
- ___ Get a cost estimate – a price quote.
- ___ Take a picture of your child with the A.T. item.
- ___ Get letter of medical necessity – L.M.N.
- ___ Gather insurance/financial documents needed.
- ___ Submit price quote and L.M.N. to insurance.
- ___ Research funding sources for best match.
- ___ Choose your top 5 matches.
- ___ Call each funding sources chosen.
- ___ Complete all forms required by funder.
- ___ Write a compelling ask letter – include photo.
- ___ Call funder if it's a no, ask why and reapply.
- ___ If you get a no, send a thank you letter.
- ___ IF FUNDED !!!! Send a THANK YOU LETTER

NOTES

ABOUT THE CASEY CARES FOUNDATION

The Casey Cares Foundation understands that although we can't cure the heart-wrenching illnesses of our children, we can support the families in compassionate and creative ways. As one social worker said of the Casey Cares Foundation, "Your organization is like this little jewel that then gets placed in their lives to help provide opportunities for these children and their families to relax, laugh, celebrate, and be recognized as the special people they are." The Casey Cares Foundation has a dedicated team of caring staff with years of experience in the field of helping critically ill children, many of whom volunteer their time. The Casey Cares Foundation is dedicated to providing uplifting programs with a personal touch for critically ill children and their families.

WHAT THEY FUND

Whether it is a day at the zoo or a night at a concert, fun is placed high on the priority list. The Family Festivities Program offers a multitude of different art, entertainment and culturally related activities to families to make sure they get these important opportunities. In addition, families are provided activities like sky box seats at baseball games, concert tickets, tickets to plays, passes to museums and local attractions. Always included are special touches like parking passes, vouchers for meals and souvenirs that add to their evening.

GUIDELINES

- The child must be under 18 years of age, and only immediate family members can be included.
- The child must be diagnosed with a life-threatening illness.
- The child must be receiving active treatment and be frequently hospitalized.
- Siblings may participate in programs until 21 years of age.
- Patients must live in Maryland, Pennsylvania, Delaware, New Jersey, Virginia, West Virginia or Washington DC to participate.

APPLICATION PROCESS

Complete the application on the website.

PO BOX 128
GLASTONBURY, CT 06033

WWW.CTCHILDREN.ORG
SEE WEBSITE FOR EMAIL CONTACT FORM.

ABOUT CHERISH THE CHILDREN FOUNDATION

Cherish the Children Foundation, a 501(c)(3) organization, has been improving the lives of children for more than a decade. Working initially under the names of Carbone Family Foundation and Carbone Charities, Inc., the Carbone family began its charitable giving initiatives in 1989. The original beneficiary was Newington Children's Hospital, predecessor to Connecticut Children's Medical Center. In 2002, the foundation reorganized under a new volunteer board of directors and changed its name to Cherish the Children Foundation to better reflect the vision of being a resource to families who have nowhere else to turn. With the support of individuals and businesses, the foundation assists children in the community whose needs are not being met by traditional sources of funding or support. The organization may fill a special medical need or assist a family caring for a terminally ill child. The needs are diverse and with help, Cherish the Children Foundation is improving the quality of children's lives, one child at a time.

WHAT THEY FUND

- Financial assistance with a short term need for the child/family due to a medical emergency or an opportunity the family can't afford on its own, such as camp, a school trip, etc.
- Financial assistance to help improve the child's quality of life through the use of medical equipment, such as a lift, tricycle, ramp, etc.

GUIDELINES

- The individual must be a Connecticut resident.
- The individual must be under 21 years of age.
- The individual must demonstrate a financial need.

APPLICATION PROCESS

Complete the application on the website, and mail it to the organization.

CHECKLIST

- ___ Determine what A.T. your child needs.
- ___ Get a cost estimate – a price quote.
- ___ Take a picture of your child with the A.T. item.
- ___ Get letter of medical necessity – L.M.N.
- ___ Gather insurance/financial documents needed.
- ___ Submit price quote and L.M.N. to insurance.
- ___ Research funding sources for best match.
- ___ Choose your top 5 matches.
- ___ Call each funding sources chosen.
- ___ Complete all forms required by funder.
- ___ Write a compelling ask letter – include photo.
- ___ Call funder if it's a no, ask why and reapply.
- ___ If you get a no, send a thank you letter.
- ___ IF FUNDED !!!! Send a THANK YOU LETTER

NOTES

CHECKLIST

611 ST. JOSEPH AVENUE
MARSHFIELD, WI 54449

WWW.CMNWI.ORG
PHONE: 715-387-9965

CHECKLIST

CHECKLIST

- ___ Determine what A.T. your child needs.
- ___ Get a cost estimate – a price quote.
- ___ Take a picture of your child with the A.T. item.
- ___ Get letter of medical necessity – L.M.N.
- ___ Gather insurance/financial documents needed.
- ___ Submit price quote and L.M.N. to insurance.
- ___ Research funding sources for best match.
- ___ Choose your top 5 matches.
- ___ Call each funding sources chosen.
- ___ Complete all forms required by funder.
- ___ Write a compelling ask letter – include photo.
- ___ Call funder if it's a no, ask why and reapply.
- ___ If you get a no, send a thank you letter.
- ___ IF FUNDED !!!! Send a THANK YOU LETTER

NOTES

ABOUT CHILDREN'S MIRACLE NETWORK HOSPITALS - WISCONSIN

Children's Miracle Network began in 1983 and has since become the world's largest televised fundraising event. Saint Joseph's Hospital, Marshfield joined forces with CMN in 1989, and thanks to the efforts of local businesses, organizations and private donors, more than \$680,000 was raised in 2006. Children's Miracle Network realizes that many families with special needs children in north central Wisconsin are faced not only with the emotional dilemma of dealing with a child's medical needs but also a financial strain.

WHAT THEY FUND

- Supplies, medications, transportation and other needs that will directly benefit the child - up to \$500 a year.
- Durable medical equipment - up to \$2,000.
- Conference registration fees for up to two people.

GUIDELINES

- The child must reside in north central Wisconsin.
- The child must be 18 years of age or younger.
- The child must have a condition requiring medical care.
- Families must have applied for at least two sources of funding and exhausted them, or do not qualify (including personal funds and health insurance).

APPLICATION PROCESS

Complete the application on the website, and mail it to the organization.

320 S. WALNUT
LANSING, MI 48913
WWW.MICHIGAN.GOV/CSNFUND

PHONE: 800-359-3722
FAX: 517-335-8055
EMAIL: CSNFUND@MICHIGAN.GOV

ABOUT THE CHILDREN WITH SPECIAL NEEDS FUND

The Children with Special Needs Fund (CSN Fund) is a private-funded program within Michigan's Children's Special Health Care Services (CSHCS) program. Since it was created in 1944, the CSN Fund has been supported through generous donations from families, individuals, businesses and organizations who share a similar goal: to help families improve their child's mobility, independence and quality of life. The CSN Fund provides family-centered support for children in Michigan with special health care needs when help is not available through any other funding source. The CNS Fund helps families purchase equipment to improve the child's health, mobility and quality of life.

WHAT THEY FUND

Wheelchair ramps into homes
Van lifts and tie-downs
Portable air conditioners/central air
Adaptive recreational equipment
Therapeutic tricycles
Electrical service upgrades
Ceiling lifts
Staircase lifts
Vertical platform lifts

GUIDELINES

Visit the website to find guidelines for specific programs.

APPLICATION PROCESS

Contact the CNS Fund for specific information.

CHECKLIST

- ___ Determine what A.T. your child needs.
- ___ Get a cost estimate – a price quote.
- ___ Take a picture of your child with the A.T. item.
- ___ Get letter of medical necessity – L.M.N.
- ___ Gather insurance/financial documents needed.
- ___ Submit price quote and L.M.N. to insurance.
- ___ Research funding sources for best match.
- ___ Choose your top 5 matches.
- ___ Call each funding sources chosen.
- ___ Complete all forms required by funder.
- ___ Write a compelling ask letter – include photo.
- ___ Call funder if it's a no, ask why and reapply.
- ___ If you get a no, send a thank you letter.
- ___ IF FUNDED !!!! Send a THANK YOU LETTER

NOTES

51250 HOLLYHOCK ROAD
SOUTH BEND, IN 46637

WWW.HANNAHANDFRIENDS.ORG

CHECKLIST

- ___ Determine what A.T. your child needs.
- ___ Get a cost estimate – a price quote.
- ___ Take a picture of your child with the A.T. item.
- ___ Get letter of medical necessity – L.M.N.
- ___ Gather insurance/financial documents needed.
- ___ Submit price quote and L.M.N. to insurance.
- ___ Research funding sources for best match.
- ___ Choose your top 5 matches.
- ___ Call each funding sources chosen.
- ___ Complete all forms required by funder.
- ___ Write a compelling ask letter – include photo.
- ___ Call funder if it's a no, ask why and reapply.
- ___ If you get a no, send a thank you letter.
- ___ IF FUNDED !!!! Send a THANK YOU LETTER

NOTES

ABOUT HANNAH & FRIENDS

Hannah & Friends is a 501(c)(3) nonprofit organization dedicated to improving the quality of life for children and adults with special needs. The organization fosters an ongoing campaign of awareness and compassion for all individuals with special needs. Individuals with special needs deserve the same respect as everyone else and it is Hannah & Friends' mission to educate others who do not understand this mindset. The organization also provides funding for the construction and ongoing operations of a neighborhood where residential homes provide a community for adults with special needs. Hannah & Friends Neighborhood also provides recreational programs for children and adults with special needs.

WHAT THEY FUND

Families may apply to use the money for anything that improves the quality of life for their family member.

GUIDELINES

- Families must have a family member with special needs at home in Florida, Indiana, Kansas, Rhode Island, New York or the Michiana area.
- Families must meet the guidelines for financial need. This grant is specifically for low- and moderate-income families.
- Parents must obtain a letter of recommendation on behalf of their family member from a doctor or teacher on letterhead. The letter of recommendation should highlight financial need as well as any special challenges that the organization should be aware of. Letters of recommendation should be attached to the application and not mailed separately.
- Provide a signed copy of the most recently filed federal tax return (2012 preferred; 2011 acceptable) that specifically lists the individual benefitting from the grant. IRS 1040 Schedules A,B,C,D,E are optional but not required. If a federal tax return was not required to be filed, please include a signed statement with explanation.
- In order to apply for a child, the child must be listed as a dependent on the family's most recently filed IRS 1040. If the child is not listed on the most recently filed IRS 1040, then a copy of both the most recently filed IRS 1040 and the most recently filed IRS 1040 on which the child is listed as a dependent is needed.

APPLICATION PROCESS

Complete the application on the website and mail it to Hannah & Friends' address.

Applications will not be accepted via email or fax. Applications will also not be accepted without a recommendation letter. Feel free to explain any special circumstances regarding need that may not be evident by completing the form.

P.O BOX 14718
 SAN LUIS OBISPO, CA 93406
 WWW.JACKSHELPINGHAND.ORG

PHONE: 805-547-1914
 FAX: 805-592-2018
 EMAIL: JHH@JACKSHELPINGHAND.ORG

ABOUT JACK'S HELPING HAND

Jack's Helping Hand was founded by Paul and Bridget Ready in memory of their son Jack, whose three-year struggle with a rare form of brain cancer ended in November 2004. Like all children, Jack played games, interacted with others and learned how to communicate, eat and behave. However, Jack needed special assistance to do those things. Through Jack, the Readys discovered the unique needs of children with disabilities, and learned how to facilitate his physical, emotional and mental growth and development. During the course of Jack's treatments the Readys realized that many families of children with disabilities require assistance to meet their children's special needs. Jack's Helping Hand was created to serve the unmet need within the San Luis Obispo community for an organization to assist special children with physical, mental and medical needs.

WHAT THEY FUND

- Lodging, gas, and meals during medical trips.
- Therapeutic equipment when not covered by insurance.
- Computers.
- Unique needs such as service dogs.

GUIDELINES

Contact Jack's Helping Hand for specific information.

APPLICATION PROCESS

Complete the application on the website and mail or fax it to the organization.

CHECKLIST

- ___ Determine what A.T. your child needs.
- ___ Get a cost estimate – a price quote.
- ___ Take a picture of your child with the A.T. item.
- ___ Get letter of medical necessity – L.M.N.
- ___ Gather insurance/financial documents needed.
- ___ Submit price quote and L.M.N. to insurance.
- ___ Research funding sources for best match.
- ___ Choose your top 5 matches.
- ___ Call each funding sources chosen.
- ___ Complete all forms required by funder.
- ___ Write a compelling ask letter – include photo.
- ___ Call funder if it's a no, ask why and reapply.
- ___ If you get a no, send a thank you letter.
- ___ IF FUNDED !!!! Send a THANK YOU LETTER

NOTES

17360 WEST 12 MILE ROAD, SUITE 204
SOUTHFIELD, MI 48076
WWW.JACKSPPLACEFORAUTISM.COM

EMAIL: INFO@JACKSPPLACEFORAUTISM.COM
PHONE: 248-443-7427
FAX: 248-443-7145

CHECKLIST

- ___ Determine what A.T. your child needs.
- ___ Get a cost estimate – a price quote.
- ___ Take a picture of your child with the A.T. item.
- ___ Get letter of medical necessity – L.M.N.
- ___ Gather insurance/financial documents needed.
- ___ Submit price quote and L.M.N. to insurance.
- ___ Research funding sources for best match.
- ___ Choose your top 5 matches.
- ___ Call each funding sources chosen.
- ___ Complete all forms required by funder.
- ___ Write a compelling ask letter – include photo.
- ___ Call funder if it's a no, ask why and reapply.
- ___ If you get a no, send a thank you letter.
- ___ IF FUNDED !!!! Send a THANK YOU LETTER

NOTES

ABOUT JACK'S PLACE FOR AUTISM FOUNDATION

Jack's Place was founded after Jimmie and Lisa Price struggled to have their son correctly diagnosed with autism. Once they received an accurate assessment of their son, they began a difficult journey to find resources that would prepare them for raising a child with autism. After experiencing how hard it was to find resources and support for their son, the Prices took action. They gained support from other parents who were frustrated with the lack of support, education and services available to families in their situation. Jack's Place was founded and is dedication to providing support, education, compassion and a comprehensive array of services to help families cope with the everyday challenges of autism.

WHAT THEY FUND

Jack's Place allows for children with autism to participate in recreational programs, sports, hobbies, dance, art, crafts and music.

GUIDELINES

- The individual must have a primary diagnosis of autism spectrum disorder.
- Families must reside in Michigan.
- Preference will be given to first time applicants of "Jack's Dollars" scholarships.

APPLICATION PROCESS

Complete the application on the website and mail it to the organization.

WWW.KIDDOSCLUBHOUSE.ORG
PHONE: 678-527-3224

EMAIL: FOUNDATION@KIDDOSCLUBHOUSE.COM
11539 PARK WOODS CIRCLE, SUITE 502
ALPHARETTA, GA 30005

ABOUT KIDDO'S CLUBHOUSE FOUNDATION

Kiddos' Clubhouse Foundation is a 501(c)(3) nonprofit organization that provides scholarships to families who are not able to pay for therapeutic services for their children with special needs. Brett R. DeVore, owner and founder of Kiddos' Clubhouse Foundation, wanted to help relieve some of the financial burden faced by parents of children with special needs. With insurance companies providing limited coverage for critical therapies and government assistance decreasing, he realized that, regardless of income or ability levels, children with special needs were suffering because many families simply could not afford treatment. The organization also provides public education about disabilities and supports other nonprofit organizations associated with children with special needs. Kiddos' Clubhouse Foundation raises funds through corporate and private donations, grants, events and other fundraising activities.

WHAT THEY FUND

The scholarships provide up to \$2,500 in therapeutic services or equipment payable directly to the child's licensed therapist, the clinic where services were received or the business that supplies the equipment.

GUIDELINES

- The individual must currently live in the state of Georgia.
- The individual must demonstrate the need for funds due to lack of insurance, lack of insurance coverage or lack of other funding sources.
- The individual must be applying for a child under the age of 21.
- The individual must not have received a scholarship from Kiddo's Clubhouse Foundation within the past two years.
- The money may not be used to pay insurance premiums or medical bills.
- Funds may not be used for previous outstanding balances and must be for services past scholarship award date.

APPLICATION PROCESS

- Complete the application on the website, and mail it to the organization. Applications that are sent via email or fax will not be considered.
- All scholarship money must be utilized for purposes stated within one year from notification date.
- Families must be back in contact with a representative of Kiddos' Clubhouse Foundation within two weeks of notification of scholarship.

CHECKLIST

- ___ Determine what A.T. your child needs.
- ___ Get a cost estimate – a price quote.
- ___ Take a picture of your child with the A.T. item.
- ___ Get letter of medical necessity – L.M.N.
- ___ Gather insurance/financial documents needed.
- ___ Submit price quote and L.M.N. to insurance.
- ___ Research funding sources for best match.
- ___ Choose your top 5 matches.
- ___ Call each funding sources chosen.
- ___ Complete all forms required by funder.
- ___ Write a compelling ask letter – include photo.
- ___ Call funder if it's a no, ask why and reapply.
- ___ If you get a no, send a thank you letter.
- ___ IF FUNDED !!!! Send a THANK YOU LETTER

NOTES

220 E. LAS COLINAS BLVD. SUITE C-210
 IRVING, TX 75039
 WWW.KIDDSKIDS.ORG
 OFFICE: (972) 432-8595
 FAX: (972) 853-5212

DERRICK M. BROWN – EXECUTIVE DIRECTOR
 DERRICK@KIDDLIVE.COM
 LYNDAY DAVIS – PROGRAM COORDINATOR
 LYNDAY@KIDDLIVE.COM

CHECKLIST

CHECKLIST

- ___ Determine what A.T. your child needs.
- ___ Get a cost estimate – a price quote.
- ___ Take a picture of your child with the A.T. item.
- ___ Get letter of medical necessity – L.M.N.
- ___ Gather insurance/financial documents needed.
- ___ Submit price quote and L.M.N. to insurance.
- ___ Research funding sources for best match.
- ___ Choose your top 5 matches.
- ___ Call each funding sources chosen.
- ___ Complete all forms required by funder.
- ___ Write a compelling ask letter – include photo.
- ___ Call funder if it's a no, ask why and reapply.
- ___ If you get a no, send a thank you letter.
- ___ IF FUNDED !!!! Send a THANK YOU LETTER

NOTES

ABOUT KRADDICK FOUNDATION – KIDD'S KIDS

The first Kidd's Kids trip was to Sea World® in San Antonio and benefited five families. Due to the generosity of Kidd's listeners and corporate donations, we now take over 50 families to Walt Disney World® in Florida each year. Many of the children selected for the trip have "fallen through the cracks" of other organizations that grant wishes or provide trips. During this five-day trip, which takes place every November, these kids and their families enjoy all the excitement that a Walt Disney World® / Kidd's Kids vacation can offer. For many families with terminally ill or physically challenged children, this is a very rare opportunity to leave behind hospital and treatment centers to share laughter and fun in a magical environment.

WHAT THEY FUND

Kidd's Kids covers all expenses including airfare to/from their local market to DFW, chartered jet to/from DFW to Orlando, hotel, park passes, all meals, transportation while in Florida, souvenirs, special private character visits and so much more!

GUIDELINES

- between the ages of 5 and 12, suffer from a chronic or terminal illness, and/or
- are physically challenged or have a catastrophic impairment due to an accident/birth defect
- must also reside in one of the Kidd Kraddick In The Morning radio show listening areas and
- demonstrate a financial need.

APPLICATION PROCESS

See website for application. Medical portion MUST BE completed by physician and faxed to: KIDD'S KIDS, Attn: Lynday Davis (214) 853-5212

1033 THIRD AVENUE SW, SUITE 108
CARMEL, IN 46032

WWW.MDFF.ORG
PHONE: (317) 249-8488, (317) 615-9140
FAX: (317) 853-6743

ABOUT MUSCULAR DYSTROPHY FAMILY FUND

In 1976, the foundation was providing services to 197 families throughout Indiana , primarily meeting the medical needs of children with Duchenne Muscular Dystrophy or Spinal Muscular Atrophy. In 1994, the met the needs of 413 families. In 1997, the agency became the Muscular Dystrophy Family Foundation, adopted the slogan “ No Boundaries ”, and designed its first logo. On August 31, 2007, the Muscular Dystrophy Family Foundation became The Muscular Dystrophy Family Foundation/dba/The No Boundaries Family Foundation. We also changed our mission statement to reflect NBFF’s vision for all individuals to live with “no boundaries”.

WHAT THEY FUND

Financial assistance may include obtaining home/van modifications, medical equipment, and other adaptive devices

GUIDELINES

- Only provide financial assistance toward Indiana residents.
- Serves both children and adults .

APPLICATION PROCESS

Application packet includes the checklist, FOUR pages of application forms, and THREE consent forms.

Please fill it out, sign and date it then mail the entire package with additional requested documents to the address or fax number above. If you have any questions, please contact MDFF at info@mdff.org.

CHECKLIST

- ___ Determine what A.T. your child needs.
- ___ Get a cost estimate – a price quote.
- ___ Take a picture of your child with the A.T. item.
- ___ Get letter of medical necessity – L.M.N.
- ___ Gather insurance/financial documents needed.
- ___ Submit price quote and L.M.N. to insurance.
- ___ Research funding sources for best match.
- ___ Choose your top 5 matches.
- ___ Call each funding sources chosen.
- ___ Complete all forms required by funder.
- ___ Write a compelling ask letter – include photo.
- ___ Call funder if it’s a no, ask why and reapply.
- ___ If you get a no, send a thank you letter.
- ___ IF FUNDED !!!! Send a THANK YOU LETTER

NOTES

CHECKLIST

246 NORTH HIGH STREET
P.O. BOX 1603
COLUMBUS, OH 43216-1603
PHONE: 800-755-4769
FAX: 614-728-3616

EMAIL: BCMH@ODH.OHIO.GOV
WWW.ODH.OHIO.GOV/ODHPROGRAMS/CMH/
CWMH/BCM11.ASPX

CHECKLIST

CHECKLIST

- ___ Determine what A.T. your child needs.
- ___ Get a cost estimate – a price quote.
- ___ Take a picture of your child with the A.T. item.
- ___ Get letter of medical necessity – L.M.N.
- ___ Gather insurance/financial documents needed.
- ___ Submit price quote and L.M.N. to insurance.
- ___ Research funding sources for best match.
- ___ Choose your top 5 matches.
- ___ Call each funding sources chosen.
- ___ Complete all forms required by funder.
- ___ Write a compelling ask letter – include photo.
- ___ Call funder if it's a no, ask why and reapply.
- ___ If you get a no, send a thank you letter.
- ___ IF FUNDED !!!! Send a THANK YOU LETTER

NOTES

ABOUT THE BUREAU FOR CHILDREN WITH MEDICAL HANDICAPS

The Bureau for Children with Medical Handicaps is a health care program in the Ohio Department of Health. The program links families of children with special health care needs to a network of quality providers and helps families obtain payment for the services their children need. Their mission is to assure, through the development and support of high quality, coordinated systems, that children with special health care needs and their families obtain comprehensive care and services that are family-centered, community-based and culturally sensitive.

WHAT THEY FUND

The Bureau for Children with Medical Handicaps pays for the diagnosis, treatment and ongoing care for children with handicaps.

GUIDELINES

- The individual must be under 21 years of age.
- The individual must be an Ohio resident.
- The individual must be under the care of a bureau-approved doctor.
- The individual must have an eligible medical handicap.

APPLICATION PROCESS

Call 614-466-1700, or visit the website.

NATIONAL FUNDERS

NATIONAL FUNDERS

4 Paws for Ability	Autism Partnership Foundation
Ability Found	AZ & Me Prescription Savings Program
AbleGamers Foundation	BADF Life Hunts
ACT Today !	Barr Foundation
Aid for Autistic Children Foundation	Believe in Tomorrow Children's Foundation
A Kid Again	Brain Tumor Foundation for Children
Alexander Graham Bell Association for Deaf and Hard of Hearing	Bright Steps Forward
Alternatives in Motion	Bryon Riesch Paralysis Foundation
Amputee Coalition	Cancer Cares
AMRIT	Canines For Kids
Anchor of Hope Foundation, Inc.	Canine Partners for Life
Andrew and Abby Szott Foundation	Caring and Sharing for Kids
Angel Flight	Caring Voice Coalition
Angel Wheels to Healing	Challenged America
Assistance Fund - CoPay Program	Challenged Athletes Foundation
Assistance Fund - Financial Assistance Fund	Chanda Plan
Assistance Fund - Health Insurance Premium	Cherished Creations
Association of Blind Citizens Assistive Technology Fund	Child Foundation Charity
Athletes Helping Athletes	Childhood Apraxia of Speech Association of North America
Aubrey Rose Foundation	Children's Charity Fund
Audient Alliance	Cindy Donald Dreams of Recovery Foundation
Autism Cares Foundation	C.L.A.S.S - Children's Liver Association for Social Services
Autism Care / Crisis & Hardship	Clayton Dabney Foundation
Autism Escapes	

NATIONAL FUNDERS

Conover Mobile Technology Grant	Hands to Angels
Danielle's Foundation	Healthwell Foundation
Danny Foundation for Autism	Healthwell Pediatric Assistance Foundation
Danny's Wish Organization	Healthwell Emergency Cancer Relief Fund
Darrell Gwynn Foundation	Humanitarian Foundation
Different Needz Foundation	Joey's Eagles
Disabled Sports USA	Joey's Friends Too
Elsie S. Bellow Fund - UCP	Jordan Thomas Foundation
Erick's Place	Kids Cancer Fund
Eye Dog Foundation for the Blind	Kya's Crusade
Faith's Hope Foundation	Lighthouse Family Retreat
First Hand Foundation	Lindsay Foundation
Flying Horse Farms	Little People of America
Foundation for Sight and Sound	Maggie Welby Foundation
Friends 4 Michael Foundation	Mark's Money
Friends of Autism	Miracle Ear Foundation
Friends of Disabled Adults and Children	Mobility Works Foundation
Friends of Man	Modest Needs Foundation
Fund it Forward	Molly Ann Tango Memorial Foundation
Generation Rescue - Hope for Recovery	Multiple Sclerosis Fdn. - Assistive Technology Grant Program
Gia Nicole Angel Foundation	Multiple Sclerosis Fdn. - Brighter Tomorrow Grant Program
Good Days by CDF	Multiple Schlerosis Fdn. - Computer Grant Program
Guide Dog Foundation for the Blind	
H.A.L.O. Foundation	

NATIONAL FUNDERS

Multiple Schlerosis Fdn. - Homecare Grant Program -
Mary anne to email word doc to entger

Muscular Dystrophy - Equipment Assistance

Muscular Dystrophy - Family Fund

My Goal

National Autism Association

National Christina Foundation

National Organization for Rare Disorders

Nationwide Children's Hospital

Neads- National Education for Assistance Dog
Services - mary anne to email

New Eyes

Obie Harrington - Howes Foundation

Pacer Center

Parkers Purpose

Partnership for Prescription Assistance

Patient Advocate Foundation - PAF

Patient Access Network

Pervis Jackson Jr. Austim Foundation

Pilot Dogs - Guide Dogs for the Blind

Prayer Child Foundation

PSI - Patient Services

Ray Tye Medical Aid Foundation

RX Hope

Ryan Scott Kappes Foundation

Save The Kid Fund

Seedlings Braille Books

Silent Stars Foundation

Small Steps in Speech

Smiles Change Lives

Starkey Hearing Foundation

Suite Dream Project

Summit Assistance Dogs

The Doug Flutie Jr. Foundation for Autism

The Gwendolyn Strong Foundation

The Hike Fund

The M.O.R.G.A.N Project

The Olive You Foundation Fund

The Way Outfitters

Think Alive Foundation

Travelers Protective Association of America

Travis Roy Foundation

Triumph Foundation

Two Angels Foundation

United Healthcare Children's Foundation

Variety the Children's Charity of the U.S.

Walking with Anthony

Wheelchair 4 Kids

Wheel to Walk

Wheels With Wings Foundation

ATTN: ERNEST ROBISON PH.D.
5236 S. GREENPINE DRIVE
SALT LAKE CITY, UT 84123

WWW.ABILITYFOUND.ORG
PHONE: 801-505-0529 FAX: 801-261-0923
EMAIL: INFO@ABILITYFOUND.ORG

ABOUT ABILITY FOUND

The inspiration for Ability Found comes from the founders Ernest and Anneke Robison and their son Matthew. Due to a lack of oxygen at birth, Matthew was born with severe disabilities. He was blind, mostly paralyzed and spoke only a few words. Through his patient, loving nature and body language, he endeared himself to all those around him. Matthew touched, inspired and was loved by people in all walks of life. The Robisons soon noticed that many individuals with disabilities languish because they often do not have the equipment they need in order to live or the means or insurance coverage to purchase the right equipment. This provided the inspiration to start Ability Found in 1993. Ability Found provides everyone who is disabled with the opportunity to receive the right equipment to become productive members of society.

WHAT THEY FUND

Ability Found’s mission is to provide medical and rehabilitation equipment free of charge to people with disabilities who cannot afford it.

GUIDELINES

Ability Found services clients in need of vital medical/rehabilitation equipment who do not have the financial means or insurance coverage to obtain it elsewhere.

APPLICATION PROCESS

Contact Ability Found for specific information.

CHECKLIST

- ___ Determine what A.T. your child needs.
- ___ Get a cost estimate – a price quote.
- ___ Take a picture of your child with the A.T. item.
- ___ Get letter of medical necessity – L.M.N.
- ___ Gather insurance/financial documents needed.
- ___ Submit price quote and L.M.N. to insurance.
- ___ Research funding sources for best match.
- ___ Choose your top 5 matches.
- ___ Call each funding sources chosen.
- ___ Complete all forms required by funder.
- ___ Write a compelling ask letter – include photo.
- ___ Call funder if it’s a no, ask why and reapply.
- ___ If you get a no, send a thank you letter.
- ___ IF FUNDED !!!! Send a THANK YOU LETTER

NOTES

CHECKLIST

CHECKLIST

- ___ Determine what A.T. your child needs.
- ___ Get a cost estimate – a price quote.
- ___ Take a picture of your child with the A.T. item.
- ___ Get letter of medical necessity – L.M.N.
- ___ Gather insurance/financial documents needed.
- ___ Submit price quote and L.M.N. to insurance.
- ___ Research funding sources for best match.
- ___ Choose your top 5 matches.
- ___ Call each funding sources chosen.
- ___ Complete all forms required by funder.
- ___ Write a compelling ask letter – include photo.
- ___ Call funder if it's a no, ask why and reapply.
- ___ If you get a no, send a thank you letter.
- ___ IF FUNDED !!!! Send a THANK YOU LETTER

NOTES

ABOUT THE ABLE-GAMERS FOUNDATION

The Able-Gamers Foundation is a 501(c)(3) nonprofit charity organization that empowers children, adults and veterans with disabilities through the power of videogames. Able-Gamers holds the largest community for gamers with disabilities found anywhere in the world.

Able-Gamers was founded in 2005 by Mark Barlet and Stephanie Walker to enable gamers with disabilities to continue playing games for recreation and rehabilitation regardless of their physical challenges. Able-Gamers became an official IRS recognized charity in 2009.

Able-Gamers advocates to developers and video game publishers on the best practices to make games as accessible as possible. Able-Gamers developed a 50-page living document to assist developers in the process called Includification. Includification is an accessibility movement, and answer for developers who recognize the importance of accessibility but need guidance.

Caregivers – We have received thousands of emails from you asking questions from people who care very much about their loved ones, but very little about video games. You have asked us how to make the best gaming setups you can for the ones you love the most. We heard you and we're building content just for you. Soon, we will be unveiling a section dedicated to The Caregivers. **Please check back soon!**

WHAT THEY FUND

The Able-Gamers Foundation is proud to offer a one-time grant for gaming equipment.

GUIDELINES

This grant is open to people of all ages, so please understand that we do not assume that all people with disabilities have a guardian.

APPLICATION PROCESS

Visit website for application form; it can be found under the "About Us" tab.t

6330 VARIEL AVENUE, SUITE 102
WOODLAND HILLS, CA 91367

WWW.ACT-TODAY.ORG
EMAIL: INFO@ACT-TODAY.ORG
PHONE: 877-922-8863

ABOUT ACT TODAY!

ACT Today! stands for Autism Care and Treatment Today! ACT Today! is a national nonprofit 501(c)(3) organization whose mission is to raise awareness and provide treatment services and support to families to help their children with autism achieve their full potential. Its goal is to introduce and help facilitate early and on-going treatment by providing the necessary resources (including referrals, funding and guidance) to individuals with autism and their families.

WHAT THEY FUND

The mission of ACT Today! is to fund effective treatments, assessments and needed life supports.

GUIDELINES

- The individual must have an immediate need for treatment/support, and if treatment is not found, the individual’s physical safety is in jeopardy.
- The income level of the individual’s family must be below \$45,000 a year.
- The individual may not have received support from ACT Today! within the past 12 months of applying.

APPLICATION PROCESS

Contact ACT Today! for specific information.

CHECKLIST

- ___ Determine what A.T. your child needs.
- ___ Get a cost estimate – a price quote.
- ___ Take a picture of your child with the A.T. item.
- ___ Get letter of medical necessity – L.M.N.
- ___ Gather insurance/financial documents needed.
- ___ Submit price quote and L.M.N. to insurance.
- ___ Research funding sources for best match.
- ___ Choose your top 5 matches.
- ___ Call each funding sources chosen.
- ___ Complete all forms required by funder.
- ___ Write a compelling ask letter – include photo.
- ___ Call funder if it’s a no, ask why and reapply.
- ___ If you get a no, send a thank you letter.
- ___ IF FUNDED !!!! Send a THANK YOU LETTER

NOTES

CHECKLIST

WWW.AACF.ORG
 PHONE: 478-471-4941 FAX: 478-474-4804
 EMAIL: ADMIN@AACF.ORG

C/O ADMINISTRATION
 BOX 141
 MACON, GA 31202

CHECKLIST

- ___ Determine what A.T. your child needs.
- ___ Get a cost estimate – a price quote.
- ___ Take a picture of your child with the A.T. item.
- ___ Get letter of medical necessity – L.M.N.
- ___ Gather insurance/financial documents needed.
- ___ Submit price quote and L.M.N. to insurance.
- ___ Research funding sources for best match.
- ___ Choose your top 5 matches.
- ___ Call each funding sources chosen.
- ___ Complete all forms required by funder.
- ___ Write a compelling ask letter – include photo.
- ___ Call funder if it's a no, ask why and reapply.
- ___ If you get a no, send a thank you letter.
- ___ IF FUNDED !!!! Send a THANK YOU LETTER

NOTES

ABOUT AID FOR AUTISTIC CHILDREN FOUNDATION, INC.

Aid for Autistic Children Foundation, Inc. was founded by musician and author Michael Buckholtz, who was diagnosed with high-functioning Asperger's Syndrome and OCD. He and his family experienced the financial disaster of coping with autism. In 1992 the family found, through much investigation, that Michael, his brothers and father, all had varying levels of autism. It wasn't until Michael's nephew was recently diagnosed with Asperger's Syndrome that he decided to create a nonprofit dedicated to assisting families financially. Michael Buckholtz's desire to ensure that poor families and individuals coping with autism get a level financial playing field comes largely from seeing his own family struggle to make ends meet. He knew that other families were experiencing the same thing. Together with his family and close friends, Michael founded About Aid for Autistic Children Foundation, Inc.

WHAT THEY FUND

About Aid for Autistic Children Foundation, Inc. helps reduce the financial burden on poverty-stricken and disenfranchised families and caretakers coping with autism through debt forgiveness, so attention and resources can be focused on creating a proper living and learning environment for their autistic loved one.

GUIDELINES

Visit the website for specific guidelines.

APPLICATION PROCESS

Complete the application on the website and mail it with all documentation to the organization.

777-G DEARBORN PARK LANE
COLUMBUS, OH 43085

PHONE: 614-797-9500 FAX: 614-797-9600
WWW.AKIDAGAIN.ORG
EMAIL: CUSTOMERSERVICE@AKIDAGAIN.ORG

ABOUT A KID AGAIN

A Kid Again exists to foster hope, happiness and healing for families raising kids with life-threatening illnesses. Families thrust into the situation of having to care for a child with a life-threatening illness are unprepared and usually unequipped to deal with what follows, often feeling they have lost their hold on the situation and their own lives. A Kid Again helps to restore a sense of normalcy for their child and for themselves. A Kid Again strives to make life for families caring for a child with a life-threatening illness more like “life” again by helping them gain back moments of solace and a sense of control over their circumstances.

WHAT THEY FUND

An adventure is a fun-filled and exciting opportunity for families to take their focus away from the daily hardships that are a result of having a child with a life-threatening illness. The organization starts out with a destination or event, and then loving volunteers enhance it with creative ideas for family fun and friendship. Prizes and treats are added for good measure, and families end up with a wonderful experience filled with joy, laughter, and sweet memories they can treasure.

GUIDELINES

- The child must be under 20 years of age.
- The child must be qualified by a medical physician as having a life-threatening illness.

APPLICATION PROCESS

Complete the application on the website, and mail or fax it to a local A Kid Again chapter.

CHECKLIST

- ___ Determine what A.T. your child needs.
- ___ Get a cost estimate – a price quote.
- ___ Take a picture of your child with the A.T. item.
- ___ Get letter of medical necessity – L.M.N.
- ___ Gather insurance/financial documents needed.
- ___ Submit price quote and L.M.N. to insurance.
- ___ Research funding sources for best match.
- ___ Choose your top 5 matches.
- ___ Call each funding sources chosen.
- ___ Complete all forms required by funder.
- ___ Write a compelling ask letter – include photo.
- ___ Call funder if it’s a no, ask why and reapply.
- ___ If you get a no, send a thank you letter.
- ___ IF FUNDED !!!! Send a THANK YOU LETTER

NOTES

CHECKLIST

PHONE: 202-337-5220
 FAX: 202-337-8314
 EMAIL: INFO@AGBELL.ORG

3417 VOLTA PLACE, NW
 WASHINGTON, DC 20007
 WWW.LISTENINGANDSPOKENLANGUAGE.ORG

CHECKLIST

CHECKLIST

- ___ Determine what A.T. your child needs.
- ___ Get a cost estimate – a price quote.
- ___ Take a picture of your child with the A.T. item.
- ___ Get letter of medical necessity – L.M.N.
- ___ Gather insurance/financial documents needed.
- ___ Submit price quote and L.M.N. to insurance.
- ___ Research funding sources for best match.
- ___ Choose your top 5 matches.
- ___ Call each funding sources chosen.
- ___ Complete all forms required by funder.
- ___ Write a compelling ask letter – include photo.
- ___ Call funder if it's a no, ask why and reapply.
- ___ If you get a no, send a thank you letter.
- ___ IF FUNDED !!!! Send a THANK YOU LETTER

NOTES

ABOUT THE ALEXANDER GRAHAM BELL ASSOCIATION FOR THE DEAF AND HARD OF HEARING

The Alexander Graham Bell Association for the Deaf and Hard of Hearing helps families, health care providers and education professionals understand childhood hearing loss and the importance of early diagnosis and intervention.

WHAT THEY FUND

Through advocacy, education, research and financial aid, AG Bell helps to ensure that every child and adult with hearing loss has the opportunity to listen, talk and thrive in mainstream society.

GUIDELINES

Contact the Alexander Graham Bell Association for the Deaf and Hard of Hearing for specific guidelines.

APPLICATION PROCESS

Visit the website for more information.

201 MATILDA NE
GRAND RAPIDS, MI 49503
WWW.ALTERNATIVESINMOTION.ORG

EMAIL: INFO@ALTERNATIVESINMOTION.ORG
PHONE: 616-493-2620 TOLL FREE: 877-468-9335
FAX: 616-493-2621

ABOUT ALTERNATIVES IN MOTION

Alternatives in Motion is all about mobility and independence. The organization was founded in 1995 by Johnnie Tuitel and George Ranville. After recovering from a major surgery, Johnnie learned he needed a new wheelchair, but his insurance company denied him coverage for it. Johnnie knew if this was happening to him, it was happening to others, so he teamed up with George Ranville who went through a similar experience getting a chair for his brother-in-law. The two started raising money and making their cause known. Since then, Alternatives in Motion has grown tremendously and has helped people in 130 Michigan communities and 17 other states.

WHAT THEY FUND

Alternatives in Motion provides wheelchairs to individuals who do not qualify for other assistance and who could not obtain such equipment without financial aid.

GUIDELINES

Contact Alternatives in Motion for specific guidelines.

APPLICATION PROCESS

Complete the application on the website and mail it to the organization.

CHECKLIST

- ___ Determine what A.T. your child needs.
- ___ Get a cost estimate – a price quote.
- ___ Take a picture of your child with the A.T. item.
- ___ Get letter of medical necessity – L.M.N.
- ___ Gather insurance/financial documents needed.
- ___ Submit price quote and L.M.N. to insurance.
- ___ Research funding sources for best match.
- ___ Choose your top 5 matches.
- ___ Call each funding sources chosen.
- ___ Complete all forms required by funder.
- ___ Write a compelling ask letter – include photo.
- ___ Call funder if it's a no, ask why and reapply.
- ___ If you get a no, send a thank you letter.
- ___ IF FUNDED !!!! Send a THANK YOU LETTER

NOTES

CHECKLIST

CHECKLIST

- ___ Determine what A.T. your child needs.
- ___ Get a cost estimate – a price quote.
- ___ Take a picture of your child with the A.T. item.
- ___ Get letter of medical necessity – L.M.N.
- ___ Gather insurance/financial documents needed.
- ___ Submit price quote and L.M.N. to insurance.
- ___ Research funding sources for best match.
- ___ Choose your top 5 matches.
- ___ Call each funding sources chosen.
- ___ Complete all forms required by funder.
- ___ Write a compelling ask letter – include photo.
- ___ Call funder if it's a no, ask why and reapply.
- ___ If you get a no, send a thank you letter.
- ___ IF FUNDED !!!! Send a THANK YOU LETTER

NOTES

ABOUT THE AMPUTEE COALITION – YOUTH CAMP

In 1986, a small group of amputee support group leaders recognized the need for an organization dedicated to the needs of people with limb loss, their families and healthcare providers. Working entirely as volunteers, they laid the foundation for what the Amputee Coalition of America is today, the leading national nonprofit organization that empowers individuals with limb loss through education, support and advocacy. Together with our thousands of supporters, the Amputee Coalition is a nationwide voluntary health organization dedicated to ensuring that no amputee feels alone and that amputees and their families have the resources they need to recover, readjust and live life fully with limb loss or difference. Whether it's reaching new amputees with critical recovery information, fighting for fair insurance laws, or providing daily tips to make living with limb loss easier, the work of the Amputee Coalition is impacting lives every day.

WHAT THEY FUND

The Amputee Coalition's Paddy Rossbach Youth Camp is a 5-day traditional summer camp. Activities include:

Fishing	Rock climbing wall
Canoeing	Basketball
Archery	Creative arts
Team field sports	Educational
Sitting volleyball	programs
Swimming	

GUIDELINES

The individual must have limb loss or limb difference.

The Individual must be between 10 and 17 years of age.

APPLICATION PROCESS

Complete the application on the website.

815 FOURTH STREET
MIAMI BEACH, FL 33139

PHONE: (305) 672-6734 FAX: (305) 4661160
EMAIL: EMAIL CONTACT FORM
WEBSITE: [HTTP://AMRITFOUNDATION.ORG/](http://AMRITFOUNDATION.ORG/)

ABOUT AMRIT (VITALITY WELLNESS FOUNDATION)

The **Vitality Wellness Foundation d/b/a AMRIT Foundation** is a 501(c)3 organization, that operates with the help of charitable donations from private individuals and corporations. The **Vitality Wellness Foundation d/b/a AMRIT Foundation** was created by Andrew Levinson, MD, a world renowned expert in biomedical interventions, detoxification and alternative therapies.

AMRIT stands for **Alternative Medical Resources and Integrative Therapies** and in Sanskrit means “nectar from heaven”. The Foundation’s mission is to bring healing through “**AMRIT**” to those who would otherwise be unable to access therapies due to financial hardship. Because most non-traditional medical interventions are not covered by insurance and those with significant chronic ailments have depleted their families savings getting therapy and medical care, we have made it our mission to create a life-stream to bridge the gap for those in need.

WHAT THEY FUND

We offer need-based **grants** to individuals up to \$5000 to help pursue **biomedical interventions** for children affected with Autism and related disorders.

GUIDELINES

Must complete application to check eligibility requirements.

APPLICATION PROCESS

Families interested in applying for grants from the foundation should email and request a grant application.

CHECKLIST

- ___ Determine what A.T. your child needs.
- ___ Get a cost estimate – a price quote.
- ___ Take a picture of your child with the A.T. item.
- ___ Get letter of medical necessity – L.M.N.
- ___ Gather insurance/financial documents needed.
- ___ Submit price quote and L.M.N. to insurance.
- ___ Research funding sources for best match.
- ___ Choose your top 5 matches.
- ___ Call each funding sources chosen.
- ___ Complete all forms required by funder.
- ___ Write a compelling ask letter – include photo.
- ___ Call funder if it’s a no, ask why and reapply.
- ___ If you get a no, send a thank you letter.
- ___ IF FUNDED !!!! Send a THANK YOU LETTER

NOTES

EMAIL: AOHFUNDATION@GMAIL.COM
PHONE: (478) 994-0438

41 WEST JOHNSTON STREET
FORSYTH, GEORGIA 31029

CHECKLIST

CHECKLIST

- ___ Determine what A.T. your child needs.
- ___ Get a cost estimate – a price quote.
- ___ Take a picture of your child with the A.T. item.
- ___ Get letter of medical necessity – L.M.N.
- ___ Gather insurance/financial documents needed.
- ___ Submit price quote and L.M.N. to insurance.
- ___ Research funding sources for best match.
- ___ Choose your top 5 matches.
- ___ Call each funding sources chosen.
- ___ Complete all forms required by funder.
- ___ Write a compelling ask letter – include photo.
- ___ Call funder if it's a no, ask why and reapply.
- ___ If you get a no, send a thank you letter.
- ___ IF FUNDED !!!! Send a THANK YOU LETTER

NOTES

ABOUT ANCHOR OF HOPE FOUNDATION, INC.

Steve and Debbie Harbin are the founders of the Anchor of Hope Foundation. Their youngest son, Jacob (pictured left), is the inspiration for this project. At age three, Jacob was diagnosed with autism. Debbie and Steve have spent the last ten plus years working with Jacob, seeing several doctors and therapists. They know firsthand the difficulties, disappointments, and discouragements in raising a special needs child. Yet they also greatly value the joy and blessings Jacob brings to their family. They do not have all the answers, but their desire is to help families with special needs along the path they have traveled and are still traveling. We are a Christian organization providing financial and spiritual support, encouragement, community resources and services to families with disabilities.

WHAT THEY FUND

Anchor of Hope offers grants to special needs children to help cover the costs of therapy, education, equipment, and other needs not covered by insurance or Medicaid. The maximum grant amount is \$250.00 per child per financial year.

GUIDELINES

Contact foundation for specific information.

APPLICATION PROCESS

Download the application below and e-mail it to: scholarships@anchorofhopefoundation.org
Or mail it to:
Anchor of Hope Foundation
41 West Johnston St.
Forsyth, GA 31029

P.O BOX 211658
EAGAN, MN 55123

WWW.SZOTTFOUNDATION.ORG
EMAIL: INFO@SZOTTFOUNDATION.ORG

ABOUT THE ANDREW AND ABBY SZOTT FOUNDATION

The Andrew and Abby Szott Foundation is a United States nonprofit organization that provides financial and moral support to families with a child with life-threatening cancer. After David and Kathryn Szott lost two children to cancer, they felt a pressing need to do something to honor the lives of their children while helping other families who face the same heartaches. Their desire is to give the gift of time to help families with children suffering from life-threatening cancer by helping parents afford to stay at home with their children.

WHAT THEY FUND

The organization’s intention is to provide the opportunity for one parent, who has previously worked full-time outside the home, to stay at home and manage the all-encompassing health affairs of caring for a child with life-threatening cancer. It is expected that the other parent (if in a two parent household) would continue working.

GUIDELINES

- The child must be receiving care from a pediatric unit.

APPLICATION PROCESS

All initial communication must take place between the family and the hematology/ oncology social worker at the clinic or hospital. Families may not apply directly to the Andrew and Abby Szott Foundation for a grant.

CHECKLIST

- ___ Determine what A.T. your child needs.
- ___ Get a cost estimate – a price quote.
- ___ Take a picture of your child with the A.T. item.
- ___ Get letter of medical necessity – L.M.N.
- ___ Gather insurance/financial documents needed.
- ___ Submit price quote and L.M.N. to insurance.
- ___ Research funding sources for best match.
- ___ Choose your top 5 matches.
- ___ Call each funding sources chosen.
- ___ Complete all forms required by funder.
- ___ Write a compelling ask letter – include photo.
- ___ Call funder if it’s a no, ask why and reapply.
- ___ If you get a no, send a thank you letter.
- ___ IF FUNDED !!!! Send a THANK YOU LETTER

NOTES

CHECKLIST

FAX: 918.745.0879
 EMAIL: ANGEL@ANGELFLIGHT.COM
 WEB: WWW.ANGELFLIGHT.COM

12345 E. SKELLY DRIVE
 TULSA, OK 74128
 PHONE: 918.749.8992

CHECKLIST

CHECKLIST

- ___ Determine what A.T. your child needs.
- ___ Get a cost estimate – a price quote.
- ___ Take a picture of your child with the A.T. item.
- ___ Get letter of medical necessity – L.M.N.
- ___ Gather insurance/financial documents needed.
- ___ Submit price quote and L.M.N. to insurance.
- ___ Research funding sources for best match.
- ___ Choose your top 5 matches.
- ___ Call each funding sources chosen.
- ___ Complete all forms required by funder.
- ___ Write a compelling ask letter – include photo.
- ___ Call funder if it's a no, ask why and reapply.
- ___ If you get a no, send a thank you letter.
- ___ IF FUNDED !!!! Send a THANK YOU LETTER

NOTES

ABOUT ANGEL FLIGHT, INC.

Angel Flight was created by a group of pilots who believe in the benefit of volunteering. We strive to keep all aspects of the organization volunteer. We are a non-profit charitable organization of pilots, volunteers, and friends.

WHAT THEY FUND

We will arrange free air transportation for any legitimate, charitable, medically related need. This service is available to individuals, and health care organizations. We will also arrange transportation of those people who are financially distressed, or who are in a time-critical, non-emergency situation due to their medical condition.

GUIDELINES

- Patients must be ambulatory and able to travel in a small, non-pressurized aircraft, without access to lavatory facilities, for the duration of the flight.
- Must have a personally signed letter from the physician.
- Alternate air transportation is not affordable or feasible.
- Must have a legitimate medical need to avoid lengthy surface transportation.
- Qualified personnel must accompany a patient requiring attention or assistance.

APPLICATION PROCESS

Step 1: Verify that the patient's home or treating facility are located in Oklahoma or surrounding states. If you are seeking a flight outside our service region, please click the locator on the right side of this page to locate a Public Benefit Flying Organization in your area.

Step 2: Review the Patient Guidelines above to verify qualification.

Step 3: Please complete the ONLINE FLIGHT REQUEST.

The Angel Flight staff will review your request and follow up with you to complete any additional requirements. Thank you for your interest in Angel Flight.

4620 HAYGOOD ROAD, SUITE 1
VIRGINIA BEACH, VA 23455

WWW.ANGELWHEELS.ORG

ABOUT ANGEL WHEELS TO HEALING

The original Angel Bus program was founded by Mr. William L. (Bill) Connor in May 2000. The inspiration for founding Angel Bus was derived when Bill’s son, Jaran, was diagnosed with a brain tumor. His treatment required routine travel, hours away from home. Bill used his converted luxury bus to take his son to Mayo Clinic so Jaran could travel in comfort. This became the model and inspiration for Angel Bus. Bill’s hard work and dedication to the mission of Angel Bus resulted in the rapid increase in the number of volunteer drivers wishing to provide their service. Angel Bus quickly became a lifeline for many families as volunteer drivers were matched with trips in various regions of the United States. To better reflect the growing scope of our charity where we’re utilizing various ground transportation options, we renamed the program Angel Wheels to Healing in June 2014.

WHAT THEY FUND

- Angel Wheels to Healing utilizes the following resources for assisting patients:
- Gas cards (Provided to help off-set fuel cost for patients)
 - Commercial ground transportation (Amtrak, Greyhound, Trailways, etc.)
 - Volunteer drivers (It’s rare when we have a volunteer available as we have only 85 drivers throughout the continental US)

GUIDELINES

- Scheduled medical appointment.
- Clearance by physician to travel.
- Verifiable financial need.

APPLICATION PROCESS

Submit form on website for assistance.

CHECKLIST

- ___ Determine what A.T. your child needs.
- ___ Get a cost estimate – a price quote.
- ___ Take a picture of your child with the A.T. item.
- ___ Get letter of medical necessity – L.M.N.
- ___ Gather insurance/financial documents needed.
- ___ Submit price quote and L.M.N. to insurance.
- ___ Research funding sources for best match.
- ___ Choose your top 5 matches.
- ___ Call each funding sources chosen.
- ___ Complete all forms required by funder.
- ___ Write a compelling ask letter – include photo.
- ___ Call funder if it’s a no, ask why and reapply.
- ___ If you get a no, send a thank you letter.
- ___ IF FUNDED !!!! Send a THANK YOU LETTER

NOTES

CHECKLIST

WWW.ASSISTFUND.ORG
PHONE: 855-845-3663
FAX: 866-254-9411

4700 MILLENIA BOULEVARD, SUITE 310,
ORLANDO, FL 32839

CHECKLIST

CHECKLIST

- ___ Determine what A.T. your child needs.
- ___ Get a cost estimate – a price quote.
- ___ Take a picture of your child with the A.T. item.
- ___ Get letter of medical necessity – L.M.N.
- ___ Gather insurance/financial documents needed.
- ___ Submit price quote and L.M.N. to insurance.
- ___ Research funding sources for best match.
- ___ Choose your top 5 matches.
- ___ Call each funding sources chosen.
- ___ Complete all forms required by funder.
- ___ Write a compelling ask letter – include photo.
- ___ Call funder if it's a no, ask why and reapply.
- ___ If you get a no, send a thank you letter.
- ___ IF FUNDED !!!! Send a THANK YOU LETTER

NOTES

ABOUT THE ASSISTANCE FUND, INC. – COPAY ASSISTANCE PROGRAM

Jeff Spafford and Edward Hensley were running a specialty pharmacy in Orlando when they met a patient who would change their lives. She had cancer in her bone marrow, and her doctor had prescribed a medication that might keep the disease at bay for years. She mentioned that she did not want to tell her husband about the drug because she knew they couldn't afford it. The pair vowed to start a nonprofit to help others in similar straits, and in 2009, they founded the Assistance Fund, Inc. which works to make access to medicine a reality. Since its start, the organization has raised more than \$148 million and is assisting children and adults across the United States and Puerto Rico. "We strive every day to achieve a world where no child or adult goes without medication due to an inability to pay," Jeff said. "The work we do at the Assistance Fund helps Edward and me honor the patient who inspired it all."

WHAT THEY FUND

Provide eligible underinsured individuals with financial assistance to cover all or part of the individuals' out-of-pocket cost for the supported medications. These programs give individuals the ability to afford their medications.

GUIDELINES

- The individual must be a United States citizen or permanent resident.
- The individual must meet financial criteria based on household size and household income.
- The individual must be diagnosed with a program-related illness.
- The individual must be prescribed one of the supported medications.

APPLICATION PROCESS

Complete the application on the website

4700 MILLENIA BOULEVARD, SUITE 310,
ORLANDO, FL 32839

WWW.ASSISTFUND.ORG
PHONE: 855-845-3663
FAX: 866-254-9411

ABOUT THE ASSISTANCE FUND, INC. – FINANCIAL ASSISTANCE FUND

Jeff Spafford and Edward Hensley were running a specialty pharmacy in Orlando when they met a patient who would change their lives. She had cancer in her bone marrow, and her doctor had prescribed a medication that might keep the disease at bay for years. She mentioned that she did not want to tell her husband about the drug because she knew they couldn't afford it. The pair vowed to start a nonprofit to help others in similar straits, and in 2009, they founded the Assistance Fund, Inc. which works to make access to medicine a reality. Since its start, the organization has raised more than \$148 million and is assisting children and adults across the United States and Puerto Rico. "We strive every day to achieve a world where no child or adult goes without medication due to an inability to pay," Jeff said. "The work we do at the Assistance Fund helps Edward and me honor the patient who inspired it all."

WHAT THEY FUND

Provide financial assistance for medication co-pays, health insurance premiums, and basic healthcare needs to children and adults.

GUIDELINES

- The individual must be a United States citizen or permanent resident.
- The individual must meet financial criteria based on household size and household income.
- The individual must be diagnosed with a program-related illness.
- The individual must be prescribed one of the supported medications.

APPLICATION PROCESS

Complete the application on the website.

CHECKLIST

- ___ Determine what A.T. your child needs.
- ___ Get a cost estimate – a price quote.
- ___ Take a picture of your child with the A.T. item.
- ___ Get letter of medical necessity – L.M.N.
- ___ Gather insurance/financial documents needed.
- ___ Submit price quote and L.M.N. to insurance.
- ___ Research funding sources for best match.
- ___ Choose your top 5 matches.
- ___ Call each funding sources chosen.
- ___ Complete all forms required by funder.
- ___ Write a compelling ask letter – include photo.
- ___ Call funder if it's a no, ask why and reapply.
- ___ If you get a no, send a thank you letter.
- ___ IF FUNDED !!!! Send a THANK YOU LETTER

NOTES

WWW.ASSISTFUND.ORG
PHONE: 855.845.3663
FAX: 866.254.9411

4700 MILLENIA BOULEVARD, SUITE 310,
ORLANDO, FL 32839

CHECKLIST

CHECKLIST

- ___ Determine what A.T. your child needs.
- ___ Get a cost estimate – a price quote.
- ___ Take a picture of your child with the A.T. item.
- ___ Get letter of medical necessity – L.M.N.
- ___ Gather insurance/financial documents needed.
- ___ Submit price quote and L.M.N. to insurance.
- ___ Research funding sources for best match.
- ___ Choose your top 5 matches.
- ___ Call each funding sources chosen.
- ___ Complete all forms required by funder.
- ___ Write a compelling ask letter – include photo.
- ___ Call funder if it's a no, ask why and reapply.
- ___ If you get a no, send a thank you letter.
- ___ IF FUNDED !!!! Send a THANK YOU LETTER

NOTES

ABOUT THE ASSISTANCE FUND, INC. – HEALTH INSURANCE PREMIUM

Jeff Spafford and Edward Hensley were running a specialty pharmacy in Orlando when they met a patient who would change their lives. She had cancer in her bone marrow, and her doctor had prescribed a medication that might keep the disease at bay for years. She mentioned that she did not want to tell her husband about the drug because she knew they couldn't afford the \$4,000 every month for the drug. "It broke our hearts," Hensley recalled. They vowed to start a nonprofit to help others in similar straits.

In 2009, Jeff and Edward kept their word and founded The Assistance Fund, which works to make access to medicine a reality. Since its start, The Assistance Fund has raised more than \$148 million and is assisting children and adults across the United States and Puerto Rico. "We strive every day to achieve a world where no child or adult goes without medication due to an inability to pay," Jeff states, "And the work we do at The Assistance Fund helps Edward and me honor the patient who inspired it all."

WHAT THEY FUND

Assist those who have health insurance but need help paying for their out-of-pocket premiums for private, independent, and COBRA or government health insurance coverage plans.

GUIDELINES

- US Citizen or permanent resident.
- Meet financial criteria based on household size and household income.
- Diagnosed with a program-related illness.
- Has, or is in the process of securing private, independent, COBRA, or government health insurance.

APPLICATION PROCESS

The easiest and fastest way to apply is to use AssistFund eEnroll on the website or print and mail the form on the website to the address above.

PO BOX 246
HOLBROOK, MA 02343
WWW.BLINDCITIZENS.ORG

PHONE: 781-961-1023
FAX: 781-961-0004
EMAIL: PRESIDENT@BLINDCITIZENS.ORG

ABOUT THE ASSOCIATION OF BLIND CITIZENS

The mission of the Association of Blind Citizens is to advance relevant causes; increase opportunities in education, employment, cultural, recreational and other life activities; and enhance the social, political and economic well-being for all people who are blind or visually impaired. The organization offers assistance by providing information, referral, advocacy and other supports to maximize and increase options and opportunities for all blind and visually impaired people.

WHAT THEY FUND

The Association of Blind Citizens operates the Assistive Technology Fund, which provides funds to cover half of the retail price of adaptive devices or software.

GUIDELINES

- The individual must be legally blind.
- The individual must be a resident of the United States.

APPLICATION PROCESS

Fill out the request form found on the website, and email responses to atf@blindcitizens.org. Do not use attachments.

CHECKLIST

- ___ Determine what A.T. your child needs.
- ___ Get a cost estimate – a price quote.
- ___ Take a picture of your child with the A.T. item.
- ___ Get letter of medical necessity – L.M.N.
- ___ Gather insurance/financial documents needed.
- ___ Submit price quote and L.M.N. to insurance.
- ___ Research funding sources for best match.
- ___ Choose your top 5 matches.
- ___ Call each funding sources chosen.
- ___ Complete all forms required by funder.
- ___ Write a compelling ask letter – include photo.
- ___ Call funder if it's a no, ask why and reapply.
- ___ If you get a no, send a thank you letter.
- ___ IF FUNDED !!!! Send a THANK YOU LETTER

NOTES

CHECKLIST

888-566-5221
AHA@ROADRUNNERSPORTS.COM

FIONA GOTFREDSON OR ERIN CAMPBELL
5549 COPLEY DRIVE
SAN DIEGO, CA 92111

CHECKLIST

- ___ Determine what A.T. your child needs.
- ___ Get a cost estimate – a price quote.
- ___ Take a picture of your child with the A.T. item.
- ___ Get letter of medical necessity – L.M.N.
- ___ Gather insurance/financial documents needed.
- ___ Submit price quote and L.M.N. to insurance.
- ___ Research funding sources for best match.
- ___ Choose your top 5 matches.
- ___ Call each funding sources chosen.
- ___ Complete all forms required by funder.
- ___ Write a compelling ask letter – include photo.
- ___ Call funder if it's a no, ask why and reapply.
- ___ If you get a no, send a thank you letter.
- ___ IF FUNDED !!!! Send a THANK YOU LETTER

NOTES

ABOUT ATHLETES HELPING ATHLETES FOUNDATION

Remember how much fun you had as a kid riding bikes with your family and friends? That exact same feeling of fun and freedom is what the Athletes of AHA get to experience when they hop on their brand new handcycles for the first time. AHA is 100% supported by Road Runner Sports! Together, AHA and Road Runner Sports ensure that all of your donations go to purchasing handcycles so that 100% of the cost is covered for each family.

WHAT THEY FUND

Handcycles free of charge.

GUIDELINES

- Be 18 years of age or younger and have a permanent physical disability.
- Have a history of or interest in being active and athletic.
- Prior use of or ability to use a handcycle.
- Commitment to regular use of the handcycle.

APPLICATION PROCESS

Application must be completed online

3862 RACE ROAD
CINCINNATI, OH 45211

WWW.AUBREYROSE.ORG
PHONE: 513-265-5801

ABOUT AUBREY ROSE FOUNDATION

The Aubrey Rose Foundation was founded in memory of Aubrey Rose. Aubrey was a happy baby throughout everything she endured, and she smiled continuously. In honor, the Aubrey Rose Foundation provides support and help for those in need.

WHAT THEY FUND

- Educational scholarships.
- Financial assistance related to medical expenses.
- Toys and holiday parties to brighten the lives of sick children at a local Children’s Hospital.
- Educational awareness about the need for organ donations.
- Dinners for the Ronald McDonald House families.
- Healing the Worlds Hearts Program - This program was developed by the Aubrey Rose Foundation with help from Cincinnati Children’s Hospital doctors, surgeons and corporate support to provide “simple” heart procedures to sick children in the United States and developing countries around the world.

GUIDELINES

The Aubrey Rose Foundation helps families with children who are currently living with a life-threatening medical condition. Grants are awarded based on need. If a family has outstanding medical bills that insurance will not cover, the organization can possibly help out a family in need until annual funds have been exhausted. Grants are limited to one grant per family.

APPLICATION PROCESS

Contact the Aubrey Rose Foundation for specific information.

CHECKLIST

- ___ Determine what A.T. your child needs.
- ___ Get a cost estimate – a price quote.
- ___ Take a picture of your child with the A.T. item.
- ___ Get letter of medical necessity – L.M.N.
- ___ Gather insurance/financial documents needed.
- ___ Submit price quote and L.M.N. to insurance.
- ___ Research funding sources for best match.
- ___ Choose your top 5 matches.
- ___ Call each funding sources chosen.
- ___ Complete all forms required by funder.
- ___ Write a compelling ask letter – include photo.
- ___ Call funder if it’s a no, ask why and reapply.
- ___ If you get a no, send a thank you letter.
- ___ IF FUNDED !!!! Send a THANK YOU LETTER

NOTES

CHECKLIST

WWW.AUDIENTALLIANCE.ORG
 PHONE: 866-956-5400
 EMAIL: HEAR@EPICHEARING.COM

EPIC HEARING HEALTHCARE
 3191 W TEMPLE AVENUE, SUITE 200
 POMONA, CA 91768

CHECKLIST

- ___ Determine what A.T. your child needs.
- ___ Get a cost estimate – a price quote.
- ___ Take a picture of your child with the A.T. item.
- ___ Get letter of medical necessity – L.M.N.
- ___ Gather insurance/financial documents needed.
- ___ Submit price quote and L.M.N. to insurance.
- ___ Research funding sources for best match.
- ___ Choose your top 5 matches.
- ___ Call each funding sources chosen.
- ___ Complete all forms required by funder.
- ___ Write a compelling ask letter – include photo.
- ___ Call funder if it's a no, ask why and reapply.
- ___ If you get a no, send a thank you letter.
- ___ IF FUNDED !!!! Send a THANK YOU LETTER

NOTES

ABOUT AUDIENT ALLIANCE

AUDIENT is a national nonprofit hearing care alliance. The organization brings together health care professionals, suppliers and related groups with the common goal of providing access to quality hearing aids and care for low-income hearing impaired people.

WHAT THEY FUND

Audient Alliance provides access to quality hearing aids and related care.

GUIDELINES

Contact Audient Alliance for specific guidelines.

APPLICATION PROCESS

Contact Audient Alliance or complete the application on the website.

NO ADDRESS
CONTACT THROUGH WEBSITE

WWW.AUTISMCARESFOUNDATION.ORG
215- 559-CARE

ABOUT AUTISM CARES FOUNDATION

The Autism Cares Foundation (ACF) was founded by the parents of a child with autism and other concerned parents, professionals and friends. The foundation was started as a means of helping others through the “puzzle” that is autism. At virtually every level, there are “twists and turns” in one’s attempt to reach the answers that many parents are seeking. As the founders discovered with their own child, answers are few, frustrations are many, and there are few places to turn to for answers. It is the intention of the Autism Cares Foundation to assist in “unwinding” the twists and turns associated with navigating the system surrounding autism.

WHAT THEY FUND

Our mission has been to provide education for the implementation of technology into the daily lives of people with autism to enhance learning, life skill independence and communication.

GUIDELINES

Contact organization for specific details.

APPLICATION PROCESS

Complete and submit form on the “Technology Center” drop down menu on our website.

CHECKLIST

- ___ Determine what A.T. your child needs.
- ___ Get a cost estimate – a price quote.
- ___ Take a picture of your child with the A.T. item.
- ___ Get letter of medical necessity – L.M.N.
- ___ Gather insurance/financial documents needed.
- ___ Submit price quote and L.M.N. to insurance.
- ___ Research funding sources for best match.
- ___ Choose your top 5 matches.
- ___ Call each funding sources chosen.
- ___ Complete all forms required by funder.
- ___ Write a compelling ask letter – include photo.
- ___ Call funder if it’s a no, ask why and reapply.
- ___ If you get a no, send a thank you letter.
- ___ IF FUNDED !!!! Send a THANK YOU LETTER

NOTES

CHECKLIST

888-288-4762

CONTACT AUTISMCARES VIA E-MAIL AT
AUTISMCARES@AUTISMSPEAKS.ORG.

CHECKLIST

CHECKLIST

- ___ Determine what A.T. your child needs.
- ___ Get a cost estimate – a price quote.
- ___ Take a picture of your child with the A.T. item.
- ___ Get letter of medical necessity – L.M.N.
- ___ Gather insurance/financial documents needed.
- ___ Submit price quote and L.M.N. to insurance.
- ___ Research funding sources for best match.
- ___ Choose your top 5 matches.
- ___ Call each funding sources chosen.
- ___ Complete all forms required by funder.
- ___ Write a compelling ask letter – include photo.
- ___ Call funder if it's a no, ask why and reapply.
- ___ If you get a no, send a thank you letter.
- ___ IF FUNDED !!!! Send a THANK YOU LETTER

NOTES

ABOUT AUTIMS CARES / CRISIS & HARDSHIP

AutismCares is a one-time grant that helps cover costs associated with critical living expenses on a case-by-case basis. The program pays bills directly to the vendor and does not provide checks for individuals or families.

WHAT THEY FUND

AutismCares is an Autism Speaks grant program that provides financial support awards of up to \$1,000 for individuals with autism and their families during times of crisis or unplanned hardship. To receive an AutismCares award you or your family must have experienced a qualifying event within the previous 90 days. Qualifying events are:

- Natural disaster: fire, flood, hurricane, tornado, severe storm or earthquake.
- Death or critical illness in the immediate nuclear family.
- Victim of abuse or a violent crime.
- Loss of home through foreclosure, eviction or natural disaster.
- Termination of employment for the primary income-earner within previous 90 days.

Examples include: car payments, rent/mortgage, home repair, utility bills, childcare and funeral costs.

We do NOT fund food, clothing, toys, furniture, technology devices or bills to local stores.

GUIDELINES

Applications must be submitted online. Financial support awards are granted on a monthly basis. Applications must be submitted by the 22nd of each month to be considered for a grant in that month. Applications received after the 22nd will be reviewed the following month.

APPLICATION PROCESS

Each individual or family member must complete **online application**

266 KING GEORGE RD.
WARREN, NJ 07069

732-667-7781
WWW.AUTISMESCAPES.ORG

ABOUT AUTISM ESCAPES

Many individuals affected by autism have co-morbid medical problems, such as seizures and gastrointestinal disorders. There are a limited number of physicians and centers nationwide that have the experience and expertise in treating autism and often-related medical complexities. Many of the behavioral problems associated with autism render commercial air travel difficult, if not impossible, for many affected individuals. Our organization depends on donations from individuals, grants from foundations, fund raising activities and donations of private jet hours from individual aircraft owners and corporations. In addition, ground transportation companies, hotel and other travel providers will be supporting this organization.

WHAT THEY FUND

Autism Escapes will serve as an Angel Network for families of children with autism. Its primary purpose is to arrange air travel on private jets for families in need of medical care for their children.

GUIDELINES

- 1. Your child must have autism/ autism spectrum disorder (ASD).
- 2. Your child must have a coexisting medical disorder (i.e., seizures/gastrointestinal disorder).

APPLICATION PROCESS

- 1. Download and complete the application from the website.
- 2. Send the completed application to address above.
- 3. Have your two referral letters (see below) sent to address as well.

CHECKLIST

- ___ Determine what A.T. your child needs.
- ___ Get a cost estimate – a price quote.
- ___ Take a picture of your child with the A.T. item.
- ___ Get letter of medical necessity – L.M.N.
- ___ Gather insurance/financial documents needed.
- ___ Submit price quote and L.M.N. to insurance.
- ___ Research funding sources for best match.
- ___ Choose your top 5 matches.
- ___ Call each funding sources chosen.
- ___ Complete all forms required by funder.
- ___ Write a compelling ask letter – include photo.
- ___ Call funder if it’s a no, ask why and reapply.
- ___ If you get a no, send a thank you letter.
- ___ IF FUNDED !!!! Send a THANK YOU LETTER

NOTES

CHECKLIST

562-493-1249
WWW.AUTISMPARTNERSHIPFOUNDATION.ORG

200 MARINA DRIVE
SEAL BEACH, CA 90740

CHECKLIST

CHECKLIST

- ___ Determine what A.T. your child needs.
- ___ Get a cost estimate – a price quote.
- ___ Take a picture of your child with the A.T. item.
- ___ Get letter of medical necessity – L.M.N.
- ___ Gather insurance/financial documents needed.
- ___ Submit price quote and L.M.N. to insurance.
- ___ Research funding sources for best match.
- ___ Choose your top 5 matches.
- ___ Call each funding sources chosen.
- ___ Complete all forms required by funder.
- ___ Write a compelling ask letter – include photo.
- ___ Call funder if it's a no, ask why and reapply.
- ___ If you get a no, send a thank you letter.
- ___ IF FUNDED !!!! Send a THANK YOU LETTER

NOTES

ABOUT AUTISM PARTNERSHIP FOUNDATION

Autism Partnership Foundation is a nonprofit organization dedicated to expanding our understanding of effective and empirically supported treatment of Autism Spectrum Disorder through cutting-edge research, improving the quality of services through national and international training and consultation, and most importantly, making treatment available to children and their families in need. The mission of Autism Partnership Foundation is to assist children with Autism Spectrum Disorder and their families achieve the most fulfilling lives possible.

WHAT THEY FUND

- Evidence-based treatment for ASD*.
 - Evaluation and assessment.
 - Interim funding until service coverage begins through school districts, medical insurance or other permanent funding sources.
 - Insurance copays.
- * Autism Partnership Foundation supports behavioral treatment provided by interventionists with well demonstrated experience and expertise in the implementation of Applied Behavior Analysis (ABA)-based methodologies. APF reserves the right to approve all service providers prior to granting funds.

GUIDELINES

Eligible families **MUST** have a child (or children) with a diagnosis or suspected diagnosis of Autism Spectrum Disorder.

APPLICATION PROCESS

The grant application form is available on this site. The form may be completed and submitted online. All grant recipients will be notified by email of grant awards. The Foundation may determine that a greater or lesser amount should be granted. If an application is not initially granted, families are free to reapply in the future

PO BOX 898
SOMERVILLE, NJ 08876

WWW.ASTRAZENECA-US.COM
PHONE: 800-292-6363

ABOUT ASTRAZENECA

AstraZeneca was formed in 1999 through the merger of Astra AB of Sweden and Zeneca Group PLC of the UK – two companies with similar science-based cultures and a shared vision of the pharmaceutical industry. Since 1978, AstraZeneca has worked hard to better understand the needs of patients and the health care system so that its patient assistance programs can make a difference.

WHAT THEY FUND

The company is committed to helping people get assistance so they can afford their medicines. The programs are designed to help qualifying people without insurance, those in Medicare Part D, those who receive their medications through participating health care facilities and those who have faced a financial challenge recently.

GUIDELINES

Contact AstraZeneca for specific guidelines.

APPLICATION PROCESS

Contact AstraZeneca for assistance or complete the application on the website.

CHECKLIST

- ___ Determine what A.T. your child needs.
- ___ Get a cost estimate – a price quote.
- ___ Take a picture of your child with the A.T. item.
- ___ Get letter of medical necessity – L.M.N.
- ___ Gather insurance/financial documents needed.
- ___ Submit price quote and L.M.N. to insurance.
- ___ Research funding sources for best match.
- ___ Choose your top 5 matches.
- ___ Call each funding sources chosen.
- ___ Complete all forms required by funder.
- ___ Write a compelling ask letter – include photo.
- ___ Call funder if it’s a no, ask why and reapply.
- ___ If you get a no, send a thank you letter.
- ___ IF FUNDED !!!! Send a THANK YOU LETTER

NOTES

CHECKLIST

BADF DIRECTOR OF DISABLED SERVICES
 WWW.BUCKMASTER.COM
 (205) 366-8415
 EMAIL: DSULLIVAN@BUCKMASTERS.COM

10540 DAYSTAR DRIVE
 TUSCALOOSA, AL 35405
 DAVID SULLIVAN

CHECKLIST

- ___ Determine what A.T. your child needs.
- ___ Get a cost estimate – a price quote.
- ___ Take a picture of your child with the A.T. item.
- ___ Get letter of medical necessity – L.M.N.
- ___ Gather insurance/financial documents needed.
- ___ Submit price quote and L.M.N. to insurance.
- ___ Research funding sources for best match.
- ___ Choose your top 5 matches.
- ___ Call each funding sources chosen.
- ___ Complete all forms required by funder.
- ___ Write a compelling ask letter – include photo.
- ___ Call funder if it's a no, ask why and reapply.
- ___ If you get a no, send a thank you letter.
- ___ IF FUNDED !!!! Send a THANK YOU LETTER

NOTES

ABOUT BUCKMASTERS AMERICAN DEER FOUNDATION

Buckmasters American Deer Foundation's (BADF) Disabled Hunter Services was established in 1993 after realizing the need for hunting opportunities among people with disabilities. An estimated 1.7 million people with severe physical handicaps enjoy hunting and shooting sports in the U.S. Some of the things that can be taken for granted by able-bodied sportsmen are life-changing events for this segment of the population. Learning to shoot again, being in the wilderness, or just witnessing animals in the wild can actually impact these individual's lives. BADF Disabled Hunter Services knows the importance of outdoor recreation and how it can have a tremendous impact on the quality of life for people with disabilities. We have developed a wide range of programs and resources for helping challenged citizens in the U.S. and Canada with their outdoor adventures. See website for more information on programs and resources. BADF's Life Hunts was founded in 1998 to grant hunting wishes for critically ill and disabled youth age 21 and under. Life Hunts is a wish-granting service for children and young adults with critical illnesses and diseases.

WHAT THEY FUND

Although we specialize in providing hunts for white-tailed deer, Life Hunts will work to provide hunts for other species as well. Grants of equipment and hunting scholarships are also available to qualified persons with disabilities.

GUIDELINES

- Must have a life-threatening condition.
- Must be under the age of 21.

APPLICATION PROCESS

We accept applications for Life Hunts at any time. Please visit the website for the application.

136 NE OLIVE WAY
BOCA RATON, FL 33432
WWW.WGBARRFOUNDATION.ORG

PHONE: 561-391-7601
EMAIL: T-BARR@T-BARR.COM

ABOUT THE BARR FOUNDATION

The Barr Foundation is a nonprofit organization established in 1993 to assist amputees with prosthetic rehabilitation. The organization's mission is to advance education and improve community support for amputees of the world and provide assistance to amputees who would have no financial resources otherwise. The Barr Foundation strives to improve the amputee's quality of life through access to proper prosthetic care and by encouraging improvements in the care system.

WHAT THEY FUND

The Barr Foundation provides reimbursement for materials and maintenance costs to the prosthetist that provides limbs to amputees who have no other source of funding. This program is a cooperative effort between the organization and the amputee's prosthetist. Amputee applicants who are first time amputees, United States citizens, generally healthy and seeking initial prosthetic rehabilitation will be prioritized.

GUIDELINES

Contact the Barr Foundation for specific guidelines.

APPLICATION PROCESS

Contact the Barr Foundation for specific information. It is suggested that the amputee be evaluated by the prosthetist prior to requesting an application in the amputee's name. Please provide the prosthetist with the amputee's name, address, date and level of amputation and telephone number.

CHECKLIST

- ___ Determine what A.T. your child needs.
- ___ Get a cost estimate – a price quote.
- ___ Take a picture of your child with the A.T. item.
- ___ Get letter of medical necessity – L.M.N.
- ___ Gather insurance/financial documents needed.
- ___ Submit price quote and L.M.N. to insurance.
- ___ Research funding sources for best match.
- ___ Choose your top 5 matches.
- ___ Call each funding sources chosen.
- ___ Complete all forms required by funder.
- ___ Write a compelling ask letter – include photo.
- ___ Call funder if it's a no, ask why and reapply.
- ___ If you get a no, send a thank you letter.
- ___ IF FUNDED !!!! Send a THANK YOU LETTER

NOTES

PHONE: 800-933-5470
 FAX: 410-744-1984
 EMAIL: INFO@BELIEVEINTOMORROW.ORG

6601 FREDERICK ROAD
 BALTIMORE, MD 21228
 WWW.BELIEVEINTOMORROW.ORG

CHECKLIST

- ___ Determine what A.T. your child needs.
- ___ Get a cost estimate – a price quote.
- ___ Take a picture of your child with the A.T. item.
- ___ Get letter of medical necessity – L.M.N.
- ___ Gather insurance/financial documents needed.
- ___ Submit price quote and L.M.N. to insurance.
- ___ Research funding sources for best match.
- ___ Choose your top 5 matches.
- ___ Call each funding sources chosen.
- ___ Complete all forms required by funder.
- ___ Write a compelling ask letter – include photo.
- ___ Call funder if it's a no, ask why and reapply.
- ___ If you get a no, send a thank you letter.
- ___ IF FUNDED !!!! Send a THANK YOU LETTER

NOTES

ABOUT BELIEVE IN TOMORROW CHILDREN'S FOUNDATION

The Travis Roy Foundation is dedicated to enhancing the life of individuals with spinal cord injuries and their families by providing adaptive equipment and to finding a cure through increased funding of research, resulting in self-reliance and the ability to be as independent as possible. The Travis Roy Foundation was established in 1997 to improve the daily lives of spinal cord injury survivors and to fund spinal cord research.

WHAT THEY FUND

Visit the website for information on respite and hospital housing.

GUIDELINES

The child must be 17 years of age or younger. The child must be undergoing treatment for a life-threatening illness. Children are eligible until they have been off active treatment for more than one year.

APPLICATION PROCESS

Complete the application on the website.

6065 ROSWELL ROAD NE, SUITE 505
ATLANTA, GA 30328
WWW.BRAINTUMORKIDS.ORG

PHONE: 404-252-4107
FAX: 404-252-4108
EMAIL: INFO@BRAINTUMORKIDS.ORG

ABOUT THE BRAIN TUMOR FOUNDATION FOR CHILDREN, INC.

In June of 1980, Rick and Sheila Sauers's five-month-old daughter Shaye was diagnosed with a highly malignant brain tumor. Offered only a two percent chance of Shaye's long-term survival, Rick and Sheila began a relentless campaign seeking knowledge and treatment to save their child. They found that very little information was available on brain tumors in children and little research was being done. The overall message was that most children died from this disease. Together with several other parents, the Sauers began a local parents' support group to offer comfort and support to each other. In 1983, Rick Sauers, Julia Hartman, and several other parents established the Brain Tumor Foundation for Children, Inc.

The Butterfly Fund financial assistance program was established in 1999 by the organization's Board of Directors to provide direct financial assistance to needy families of children with brain and spinal cord tumors for items not covered by other means. This program provides limited specific and selective financial assistance to eligible individuals.

WHAT THEY FUND

- Assistance with rent or mortgage payments, utility bills, car loan payments, car repairs, miscellaneous household expenses and more that a family may be unable to afford due to loss of work at the time of a child's diagnosis and treatment
- Items not covered by some health insurance plans, such as special medications, long-term or special rehab services, hearing devices, wigs, prosthetic devices, home health services, tutoring, etc.
- Travel and lodging expenses associated with seeking and/or obtaining treatment at locations outside of the patient's city or state
- Funeral expenses

GUIDELINES

Visit the website for specific guidelines.

APPLICATION PROCESS

All requests for financial assistance through The Brain Tumor Foundation for Children, Inc. must be made through social workers or with other appropriate medical personnel at one of the participating treatment facilities, which can be found on the website.

CHECKLIST

- ___ Determine what A.T. your child needs.
- ___ Get a cost estimate – a price quote.
- ___ Take a picture of your child with the A.T. item.
- ___ Get letter of medical necessity – L.M.N.
- ___ Gather insurance/financial documents needed.
- ___ Submit price quote and L.M.N. to insurance.
- ___ Research funding sources for best match.
- ___ Choose your top 5 matches.
- ___ Call each funding sources chosen.
- ___ Complete all forms required by funder.
- ___ Write a compelling ask letter – include photo.
- ___ Call funder if it's a no, ask why and reapply.
- ___ If you get a no, send a thank you letter.
- ___ IF FUNDED !!!! Send a THANK YOU LETTER

NOTES

WWW.BRIGHTSTEPSFORWARD.ORG
PHONE: 954-491-6611

4026 N. OCEAN BOULEVARD
FORT LAUDERDALE, FL 33308

CHECKLIST

- ___ Determine what A.T. your child needs.
- ___ Get a cost estimate – a price quote.
- ___ Take a picture of your child with the A.T. item.
- ___ Get letter of medical necessity – L.M.N.
- ___ Gather insurance/financial documents needed.
- ___ Submit price quote and L.M.N. to insurance.
- ___ Research funding sources for best match.
- ___ Choose your top 5 matches.
- ___ Call each funding sources chosen.
- ___ Complete all forms required by funder.
- ___ Write a compelling ask letter – include photo.
- ___ Call funder if it's a no, ask why and reapply.
- ___ If you get a no, send a thank you letter.
- ___ IF FUNDED !!!! Send a THANK YOU LETTER

NOTES

ABOUT BRIGHT STEPS FORWARD

Bright Steps Forward is a 501(c)(3) nonprofit organization that provides funding for intensive pediatric therapy to financially disadvantaged children, who have neurological disorders such as cerebral palsy, disabilities of prematurity, autism and other congenital or acquired conditions that affect their physical functioning.

WHAT THEY FUND

Intensive pediatric therapy uses state-of-the-art therapy techniques, such as the suit therapy method and hyperbaric oxygen therapy.

GUIDELINES

Bright Steps Forward accepts grant from individuals, regardless of their geographic location, race, gender or sexual orientation.

APPLICATION PROCESS

Complete the registration form on the website, and follow the guidelines.

P.O. BOX 1388
WAUKESHA, WI 53187-1388

WWW.BRPF.ORG
PHONE: (262) 547-2083

ABOUT BRYON RIESCH PARALYSIS FOUNDATION

The Bryon Riesch Paralysis Foundation's goal is to find a cure for paralysis through funding the latest in medical research, and to provide assistance to those that suffer from neurological disorders. On April 25, 1998 the life of a Marquette University student, Bryon Riesch, changed forever. A devastating accident left Bryon paralyzed from the chest down, with limited use of his arms. In order to assist Bryon and his family through a difficult time, friends and family quickly pulled together to help with a fundraiser. Those same friends and family have now helped to form the Bryon Riesch Paralysis Foundation (BRPF) to help others faced with a similar situation. Established in January of 2001, the BRPF is a 501(c) (3) that has utilized the tremendous support and community reaction that was demonstrated after Bryon's injury. Since then, through donations and fundraisers over to \$3,000,000 has been raised to go directly towards the fight against paralysis.

WHAT THEY FUND

- Applicants must request specific modifications or equipment to apply for a Bryon Riesch Paralysis Foundation grant; requests for "anything you can give" will not be considered.
- Partial Payments toward larger items (i.e. vans) will not be considered unless all payments are already in place for the total amount. For example, if requesting \$7,000 toward a \$30,000 van, you must have already obtained \$23,000 to complete the transaction.
- Examples of eligible items include upgrade and maintenance of wheelchairs, vehicle modifications (i.e., hand controls or lifts), small home modifications including ramp and lift installation, computers, and other adaptive equipment.

GUIDELINES

- Applicants must suffer from a neurological disorder with preference going to spinal cord injuries.
- Applicants must demonstrate financial need and may be required to provide documentation.
- There is no age requirement.
- Applicants must reside in the United States.

APPLICATION PROCESS

Applicants must complete all questions of the applications in order to be considered for a BRPF Individual Grant, including providing contact information and estimates from at least two (2) suppliers and/or contractors for the equipment or renovations requested in the application; incomplete applications will not be considered. See website for application.

CHECKLIST

- ___ Determine what A.T. your child needs.
- ___ Get a cost estimate – a price quote.
- ___ Take a picture of your child with the A.T. item.
- ___ Get letter of medical necessity – L.M.N.
- ___ Gather insurance/financial documents needed.
- ___ Submit price quote and L.M.N. to insurance.
- ___ Research funding sources for best match.
- ___ Choose your top 5 matches.
- ___ Call each funding sources chosen.
- ___ Complete all forms required by funder.
- ___ Write a compelling ask letter – include photo.
- ___ Call funder if it's a no, ask why and reapply.
- ___ If you get a no, send a thank you letter.
- ___ IF FUNDED !!!! Send a THANK YOU LETTER

NOTES

212-601-9750
INFORMATION@CANCERCARECOPAY.ORG

275 SEVENTH AVENUE
NEW YORK, NY 10001
866-55-COPAY (866-552-6729)

CHECKLIST

- ___ Determine what A.T. your child needs.
- ___ Get a cost estimate – a price quote.
- ___ Take a picture of your child with the A.T. item.
- ___ Get letter of medical necessity – L.M.N.
- ___ Gather insurance/financial documents needed.
- ___ Submit price quote and L.M.N. to insurance.
- ___ Research funding sources for best match.
- ___ Choose your top 5 matches.
- ___ Call each funding sources chosen.
- ___ Complete all forms required by funder.
- ___ Write a compelling ask letter – include photo.
- ___ Call funder if it's a no, ask why and reapply.
- ___ If you get a no, send a thank you letter.
- ___ IF FUNDED !!!! Send a THANK YOU LETTER

NOTES

ABOUT CANCERCARE CO-PAYMENT ASSISTANCE FOUNDATION

Founded in 1944, CancerCare® is the leading national organization committed to providing personalized services to help people manage the emotional and practical challenges of cancer. A national, nonprofit 501(c)(3), CancerCare's comprehensive network of services include telephone, online and in-person counseling and support groups, resource referrals, publications, education and financial assistance, in addition to co-payment assistance.

WHAT THEY FUND

CCAF is a nonprofit organization dedicated to helping you afford your co-payments for chemotherapy and targeted treatment drugs.

GUIDELINES

In order to be eligible for assistance, patients must complete and sign an application and HIPAA Authorization form, as well as provide proof of income. We will review your application and forms on a first-come, first-served basis to the extent that funding is available.

Please note: As a nonprofit organization, we cannot guarantee that funding will always be available for a particular diagnosis.

[View current covered cancer diagnoses.](#)

If we are unable to provide co-payment assistance, however, we will refer you to other organizations that may be able to help.

To qualify for assistance, you must meet certain **financial, medical and insurance criteria.**

APPLICATION PROCESS

Visit the website to take Eligibility Quiz and Apply online

255 PARK AVE, SUITE 601
WORCESTER, MA 01609
PHONE: 978-422-5299

WWW.CANINESFORKIDS.ORG
EMAIL: INFO@CANINESFORKIDS.ORG

ABOUT CANINES FOR DISABLED KIDS

Canines for Disabled Kids (CDK) began in 1998 as an offshoot of the NEADS, Dog for Deaf and Disabled Americans training program. Very few service dog programs were willing to provide trained service dogs for children. CDK believed it was possible to train dogs to help autistic children, children with hearing impairments, other physical disabilities and set out to help families find the best training programs for their children.

A 501(c) (3) non-profit organization, Canines for Disabled Kids work to support children and service dogs on their road to being as independent as possible.

WHAT THEY FUND

Trained service dogs for kids; supporting the creation of child-canine service teams to promote independence and social awareness.

GUIDELINES

- Child must be under the age of 18 years old at the time of placement with their service dog.
- Child must have a physical disability or be in the Autism Spectrum.
- Child must be accepted by an Assistance Dog International member or an International Guide Dog Federation member or other qualified training program prior to applying for scholarship* – must show proof of acceptance by providing a copy of the acceptance letter.
- Applicants must complete a CDK application for scholarship funds – this document is available by request to the CDK office or online.
- Applications for scholarships will be considered semiannually, but paid out as outlined above. Applications due dates for each period will be posted on the CDK website.

APPLICATION PROCESS

Applications should be sent to:

*Scholarship Committee Canines for Disabled Kids
255 Park Ave, Suite 601 Worcester, MA 01609*

Or emailed to Info@caninesforkids.org – in subject line please show "Scholarship Application"

CHECKLIST

- ___ Determine what A.T. your child needs.
- ___ Get a cost estimate – a price quote.
- ___ Take a picture of your child with the A.T. item.
- ___ Get letter of medical necessity – L.M.N.
- ___ Gather insurance/financial documents needed.
- ___ Submit price quote and L.M.N. to insurance.
- ___ Research funding sources for best match.
- ___ Choose your top 5 matches.
- ___ Call each funding sources chosen.
- ___ Complete all forms required by funder.
- ___ Write a compelling ask letter – include photo.
- ___ Call funder if it's a no, ask why and reapply.
- ___ If you get a no, send a thank you letter.
- ___ IF FUNDED !!!! Send a THANK YOU LETTER

NOTES

PHONE: 610-869-4902
 FAX: 610-869-9785
 EMAIL: INFO@K94LIFE.ORG

P.O. BOX 170
 COCHRANVILLE, PA 19330
 WWW.K9A4LIFE.ORG

CHECKLIST

CHECKLIST

- ___ Determine what A.T. your child needs.
- ___ Get a cost estimate – a price quote.
- ___ Take a picture of your child with the A.T. item.
- ___ Get letter of medical necessity – L.M.N.
- ___ Gather insurance/financial documents needed.
- ___ Submit price quote and L.M.N. to insurance.
- ___ Research funding sources for best match.
- ___ Choose your top 5 matches.
- ___ Call each funding sources chosen.
- ___ Complete all forms required by funder.
- ___ Write a compelling ask letter – include photo.
- ___ Call funder if it's a no, ask why and reapply.
- ___ If you get a no, send a thank you letter.
- ___ IF FUNDED !!!! Send a THANK YOU LETTER

NOTES

ABOUT CANINE PARTNERS FOR LIFE

Canine Partners for Life is a leader in the assistance dog industry, and the organization was one of the first service dog organizations in the world to be accredited by Assistance Dogs International. For over 20 years, Canine Partners for Life has been dedicated to training service dogs, home companion dogs and residential companion dogs to assist individuals with a wide range of physical and cognitive disabilities. Canine Partners for Life trains service dogs to assist individuals who have mobility impairments and balance disorders, difficulty using their hands/arms, health-related fatigue issues and seizure disorders.

WHAT THEY FUND

The total cost to raise, train, place, and provide lifetime support for each Canine Partners for Life dog is estimated to be more than \$29,000 per dog. The organization utilizes a sliding scale based on income to determine the requested donation for each recipient, ranging from \$1,000 – \$3,000. No one is denied a canine partner because of their inability to donate this suggested amount.

GUIDELINES

Contact Canine Partners for Life for specific guidelines.

APPLICATION PROCESS

Visit the website for applications for each program:
 Service Dog Application
 Home Companion Application
 Residential Companion Application

P.O. BOX 53
LUTHERSBURG, PA 15848
WWW.CARINGANDSHARINGFORKIDS.ORG

PHONE: 800-359-3722
FAX: 517-335-8055
EMAIL: CSNFUND@MICHIGAN.GOV

ABOUT CARING AND SHARING FOR KIDS

Sandra Swatsworth, founder and Executive Director, witnessed the financial and emotional struggles of a young family with a seriously ill child. The working family was just above the limit for any kind of assistance, yet they had many added expenses that go along with hospitalizations. After three months of thinking about how many more families must be in the same situation, and knowing she was being called by the Lord to do something, Sandra started Caring and Sharing for Kids in 2003.

WHAT THEY FUND

- Cards and gifts for children who are staying in hospitals.
- Financial assistance for gas and meals when families need to travel long distances.
- Financial assistance for special foods.
- Large items that doctors have indicated are important for the child to have.

GUIDELINES

The child has to travel two hours or more for doctor appointments and hospital stays.

APPLICATION PROCESS

Contact Caring and Sharing for Kids for specific information.

CHECKLIST

- ___ Determine what A.T. your child needs.
- ___ Get a cost estimate – a price quote.
- ___ Take a picture of your child with the A.T. item.
- ___ Get letter of medical necessity – L.M.N.
- ___ Gather insurance/financial documents needed.
- ___ Submit price quote and L.M.N. to insurance.
- ___ Research funding sources for best match.
- ___ Choose your top 5 matches.
- ___ Call each funding sources chosen.
- ___ Complete all forms required by funder.
- ___ Write a compelling ask letter – include photo.
- ___ Call funder if it's a no, ask why and reapply.
- ___ If you get a no, send a thank you letter.
- ___ IF FUNDED !!!! Send a THANK YOU LETTER

NOTES

CHECKLIST

- ___ Determine what A.T. your child needs.
- ___ Get a cost estimate – a price quote.
- ___ Take a picture of your child with the A.T. item.
- ___ Get letter of medical necessity – L.M.N.
- ___ Gather insurance/financial documents needed.
- ___ Submit price quote and L.M.N. to insurance.
- ___ Research funding sources for best match.
- ___ Choose your top 5 matches.
- ___ Call each funding sources chosen.
- ___ Complete all forms required by funder.
- ___ Write a compelling ask letter – include photo.
- ___ Call funder if it's a no, ask why and reapply.
- ___ If you get a no, send a thank you letter.
- ___ IF FUNDED !!!! Send a THANK YOU LETTER

NOTES

ABOUT CARING VOICE COALITION

Sensing the unmet needs for people with rare, chronic or life-threatening illnesses, co-founder Pam Harris says Caring Voice Coalition evolved organically into the national 501(c) (3) nonprofit, charitable organization it is today. Founded in 2003, Caring Voice Coalition was formalized to meet the unmet needs among the orphan disease population.

Caring Voice Coalition possesses a unique and holistic approach to improving the lives of patients with chronic illnesses. From comprehensive outreach programs to services aimed at financial, emotional and educational support, Caring Voice Coalition has empowered and supported patients and their families, as well as the friends who care for them.

WHAT THEY FUND

Grants allow patients to afford co-payments for expensive prescription therapies, pay the premium for health insurance coverage and other self-pay responsibilities related to prescription medications or REMS requirements.

GUIDELINES

Contact Caring Voice Coalition for specific guidelines.

APPLICATION PROCESS

Visit the website for specific information.

15300 VENTURA BOULEVARD, SUITE 414
SHERMAN OAKS, CA 91403
WWW.CHALLENGEDAMERICA.COM

EMAIL: INFO@CHALLENGEDAMERICA.COM
TELEPHONE: 818-907-6966
FAX: 818-907-0735

ABOUT CHALLENGED AMERICA

Randy Bertisch, president of the My Gym Challenged America Foundation, created Challenged America for the purpose of helping physically and cognitively challenged children attain an improved quality of life. Randy has a personal understanding of the daily struggles faced by those with disabilities. Now, many years after surviving a near fatal accident and resultant coma, he strives each day to triumph over many deficits, and he is determined to regain his ability to walk independently. Randy is extremely thankful to have had the funds available for proper medical treatment, and he is well aware that many others are not as fortunate. He is living proof of what willpower and hard work, in combination with appropriate medical attention, can accomplish, and wishes the same level of success for every child in need. How tragic, though often the case, that a physically challenged child's well-being or chance of reaching his/her full potential should be jeopardized by adverse economic circumstances. It is in response to this distressing reality that Challenged America has been established.

WHAT THEY FUND

- Medical attention
- Rehabilitative therapy
- Assistive devices

GUIDELINES

Contact Challenged America for specific guidelines.

APPLICATION PROCESS

Contact Challenged America for specific information.

CHECKLIST

- ___ Determine what A.T. your child needs.
- ___ Get a cost estimate – a price quote.
- ___ Take a picture of your child with the A.T. item.
- ___ Get letter of medical necessity – L.M.N.
- ___ Gather insurance/financial documents needed.
- ___ Submit price quote and L.M.N. to insurance.
- ___ Research funding sources for best match.
- ___ Choose your top 5 matches.
- ___ Call each funding sources chosen.
- ___ Complete all forms required by funder.
- ___ Write a compelling ask letter – include photo.
- ___ Call funder if it's a no, ask why and reapply.
- ___ If you get a no, send a thank you letter.
- ___ IF FUNDED !!!! Send a THANK YOU LETTER

NOTES

FAX: 858-866-0958
 EMAIL: CAF@CHALLENGEDATHLETES.ORG
 WWW.CHALLENGEDATHLETES.ORG

9591 WAPLES STREET
 SAN DIEGO, CA 92121
 PHONE: 858-866-0959

CHECKLIST

- ___ Determine what A.T. your child needs.
- ___ Get a cost estimate – a price quote.
- ___ Take a picture of your child with the A.T. item.
- ___ Get letter of medical necessity – L.M.N.
- ___ Gather insurance/financial documents needed.
- ___ Submit price quote and L.M.N. to insurance.
- ___ Research funding sources for best match.
- ___ Choose your top 5 matches.
- ___ Call each funding sources chosen.
- ___ Complete all forms required by funder.
- ___ Write a compelling ask letter – include photo.
- ___ Call funder if it's a no, ask why and reapply.
- ___ If you get a no, send a thank you letter.
- ___ IF FUNDED !!!! Send a THANK YOU LETTER

NOTES

ABOUT THE CHALLENGED ATHLETES FOUNDATION

Established in 1997, the Challenged Athletes Foundation grew out of a desire to assist one athlete paralyzed in a triathlon. From this modest beginning arose a more important mission to make sure people with physical challenges have the same freedom to enjoy sports as everyone else.

It is the mission of the Challenged Athletes Foundation to provide opportunities and support to people with physical disabilities so they can pursue active lifestyles through physical fitness and competitive athletics. The Challenged Athletes Foundation believes that involvement in sports at any level increases self-esteem, encourages independence and enhances quality of life.

WHAT THEY FUND

Individuals can only apply for one each year:

- Coaching/training fees, like gym fees and coaching fees.
- Competition expenses, like entry fees, flights and lodging for an event.
- Equipment.

GUIDELINES

An athlete's physical disability must be recognized within the International Paralympic Committee classifications.

APPLICATION PROCESS

Visit the website for specific information.

866 E 78TH AVENUE
DENVER, CO 80229
WWW.THECHANDAPLANFOUNDATION.ORG

PHONE: 800-766-4255
FAX: 800-533-4684

ABOUT THE CHANDA PLAN FOUNDATION

Chanda Hinton's interest in alternative health care started in 2003. Chanda's spinal cord injury had compromised her health, and Chanda and her sister decided that she should participate in alternative healing treatments. In the following months, Chanda's engagement in acupuncture, massage therapy, diet and physical therapy enabled her to gain weight and become almost pain free. In addition, her endurance, strength and movement increased dramatically. Due to her improvements, Chanda founded the Chanda Plan Foundation and is dedicated to providing others with similar treatment.

WHAT THEY FUND

The Chanda Plan Foundation funds for acupuncture, massage, chiropractic care, cranial sacral therapy and adaptive yoga.

GUIDELINES

Contact the Chanda Plan Foundation for specific guidelines.

APPLICATION PROCESS

Complete the application on the website, and mail, email or fax all the required items to the organization.

CHECKLIST

- ___ Determine what A.T. your child needs.
- ___ Get a cost estimate – a price quote.
- ___ Take a picture of your child with the A.T. item.
- ___ Get letter of medical necessity – L.M.N.
- ___ Gather insurance/financial documents needed.
- ___ Submit price quote and L.M.N. to insurance.
- ___ Research funding sources for best match.
- ___ Choose your top 5 matches.
- ___ Call each funding sources chosen.
- ___ Complete all forms required by funder.
- ___ Write a compelling ask letter – include photo.
- ___ Call funder if it's a no, ask why and reapply.
- ___ If you get a no, send a thank you letter.
- ___ IF FUNDED !!!! Send a THANK YOU LETTER

NOTES

PHONE : 908-790-0616
FAX : 908-790-0522

343 SNYDER AVENUE
BERKELEY HEIGHTS, NJ 07922
WWW.CHERISHEDCREATIONS.COM

CHECKLIST

CHECKLIST

- ___ Determine what A.T. your child needs.
- ___ Get a cost estimate – a price quote.
- ___ Take a picture of your child with the A.T. item.
- ___ Get letter of medical necessity – L.M.N.
- ___ Gather insurance/financial documents needed.
- ___ Submit price quote and L.M.N. to insurance.
- ___ Research funding sources for best match.
- ___ Choose your top 5 matches.
- ___ Call each funding sources chosen.
- ___ Complete all forms required by funder.
- ___ Write a compelling ask letter – include photo.
- ___ Call funder if it's a no, ask why and reapply.
- ___ If you get a no, send a thank you letter.
- ___ IF FUNDED !!!! Send a THANK YOU LETTER

NOTES

ABOUT CHERISHED CREATIONS, INC.

David Grande is the President, CEO and, along with his wife, Angela, co-founder of Cherished Creations, Inc. In December of 1996, he decided to fulfill his life-long desire to do something to benefit children, and thus Cherished Creations was formed. A former high school and collegiate basketball player, and now a coach with over 25 years of experience at these levels, David continues to make a positive difference in the lives of young adults.

WHAT THEY FUND

Celebrity "meet and greets"
Broadway shows
Cameras
Gaming systems
Concert tickets with limo rides
Computers
Shopping sprees
Wheelchair ramps
Electrical upgrades to accommodate portable ventilators
Air conditioners
Medical equipment not covered by insurance
Summer camp memberships
Community service requirements
Educational devices

GUIDELINES

Contact Cherished Creations, Inc. for specific guidelines.

APPLICATION PROCESS

Complete the application on the website or contact the organization.

5901 SW 74TH STREET, SUITE 400
SOUTH MIAMI, FL 33143
WWW.CHILDFOUNDATIONCHARITY.COM

PHONE: 305-668-0418
FAX: 866-777-943
INFO@CHILDFOUNDATION.COM

ABOUT THE CHILDREN WITH SPECIAL NEEDS FUND

Child Foundation Charity is helping children born with birth defects worldwide. The goal of the organization is to raise funds to help children with birth defects get the surgeries they need to give children a more positive self-image and the quality of life every child deserves.

WHAT THEY FUND

Child Foundation Charity provides funds for surgeries related to birth defects.

GUIDELINES

- Priority will be given to children born with a visible birth defect.
- Children must be under 18 years of age. (Exceptions made)
- The condition must be treatable with a good chance of success.
- The family may not have insurance or be eligible for any government assistance.

APPLICATION PROCESS

Contact Child Foundation Charity for specific information.

CHECKLIST

- ___ Determine what A.T. your child needs.
- ___ Get a cost estimate – a price quote.
- ___ Take a picture of your child with the A.T. item.
- ___ Get letter of medical necessity – L.M.N.
- ___ Gather insurance/financial documents needed.
- ___ Submit price quote and L.M.N. to insurance.
- ___ Research funding sources for best match.
- ___ Choose your top 5 matches.
- ___ Call each funding sources chosen.
- ___ Complete all forms required by funder.
- ___ Write a compelling ask letter – include photo.
- ___ Call funder if it's a no, ask why and reapply.
- ___ If you get a no, send a thank you letter.
- ___ IF FUNDED !!!! Send a THANK YOU LETTER

NOTES

CHECKLIST

- ___ Determine what A.T. your child needs.
- ___ Get a cost estimate – a price quote.
- ___ Take a picture of your child with the A.T. item.
- ___ Get letter of medical necessity – L.M.N.
- ___ Gather insurance/financial documents needed.
- ___ Submit price quote and L.M.N. to insurance.
- ___ Research funding sources for best match.
- ___ Choose your top 5 matches.
- ___ Call each funding sources chosen.
- ___ Complete all forms required by funder.
- ___ Write a compelling ask letter – include photo.
- ___ Call funder if it's a no, ask why and reapply.
- ___ If you get a no, send a thank you letter.
- ___ IF FUNDED !!!! Send a THANK YOU LETTER

NOTES

ABOUT CHILDHOOD APRAXIA OF SPEECH ASSOCIATION OF NORTH AMERICA

The Childhood Apraxia of Speech Association is a 501(c)(3) nonprofit publicly funded charity whose mission is to strengthen the support systems in the lives of children with apraxia so that each child is afforded their best opportunity to develop speech and communication. We are the **ONLY** national nonprofit dedicated exclusively to children with apraxia and their families.

WHAT THEY FUND

- Practical support to families by assisting with small therapy grants and communication tools for affected children.
- iPads for Apraxia.

GUIDELINES

- Child must be between the ages of 3 and 18 and living in the United States or Canada. Evidence of residency must be provided.
- Child must have a primary diagnosis of apraxia of speech and currently be in speech therapy.
- Child's family must meet financial requirements for adjusted gross family annual income, as specified on application.

APPLICATION PROCESS

Application is available on website. CASANA accepts applications by postal mail or alternative mail carriers. Emailed or faxed applications will not be considered.

******* NO PHONE CALLS PLEASE! *******

6623 SUPERIOR AVENUE, SUITE B
SARASOTA, FL 34231
WWW.CHILDRENSCHARITYFUND.ORG

PHONE: 941-925-9689
FAX: 941-923-5947
EMAIL: CCF21C@AOL.COM

ABOUT CHILDREN'S CHARITY FUND, INC.

Children's Charity Fund, Inc. is a national organization, and as such, has the ability to reach out to help children worldwide. The organization has been helping terminally ill and handicapped children since 1991. In many cases, the challenges that the children face are not the fault of the child or parent, but the children must overcome those challenges every day. Children's Charity Fund, Inc. tries to give children normal lives by purchasing equipment.

WHAT THEY FUND

Children's Charity Fund, Inc. provides services in whatever form possible for handicapped and disabled children and the parents of said children, including purchasing medical equipment for the children. The organization also provides educational grants to help children further their education.

GUIDELINES

Contact Children's Charity Fund, Inc. for specific guidelines.

APPLICATION PROCESS

Fill out the grant request application online and send it to the national headquarters. This application does not guarantee that requests will be granted.

CHECKLIST

- ___ Determine what A.T. your child needs.
- ___ Get a cost estimate – a price quote.
- ___ Take a picture of your child with the A.T. item.
- ___ Get letter of medical necessity – L.M.N.
- ___ Gather insurance/financial documents needed.
- ___ Submit price quote and L.M.N. to insurance.
- ___ Research funding sources for best match.
- ___ Choose your top 5 matches.
- ___ Call each funding sources chosen.
- ___ Complete all forms required by funder.
- ___ Write a compelling ask letter – include photo.
- ___ Call funder if it's a no, ask why and reapply.
- ___ If you get a no, send a thank you letter.
- ___ IF FUNDED !!!! Send a THANK YOU LETTER

NOTES

EMAIL: INFO@DREAMSOFRECOVERY.ORG
 HTTP: WWW.DREAMSOFRECOVERY.ORG/

2985 GORDY PKWY SUITE 113
 MARIETTA, GEORGIA 30066-3078
 TELEPHONE: 770-675-6565

CHECKLIST

CHECKLIST

- ___ Determine what A.T. your child needs.
- ___ Get a cost estimate – a price quote.
- ___ Take a picture of your child with the A.T. item.
- ___ Get letter of medical necessity – L.M.N.
- ___ Gather insurance/financial documents needed.
- ___ Submit price quote and L.M.N. to insurance.
- ___ Research funding sources for best match.
- ___ Choose your top 5 matches.
- ___ Call each funding sources chosen.
- ___ Complete all forms required by funder.
- ___ Write a compelling ask letter – include photo.
- ___ Call funder if it's a no, ask why and reapply.
- ___ If you get a no, send a thank you letter.
- ___ IF FUNDED !!!! Send a THANK YOU LETTER

NOTES

ABOUT THE CINDY DONALD DREAMS OF RECOVERY FOUNDATION, INC.

The Cindy Donald Dreams of Recovery Foundation, Inc. is a non-profit 501 (c) (3) charitable organization formed in February, 2008. It was founded by Cindy Donald, the charter member, Officers and Directors listed on this website, and numerous devoted individuals from the community. They all share the common goal of seeking Dreams of Recovery for Cindy and all the many others who have suffered the devastating effects of paralysis due to spinal cord and/or brain injuries.

WHAT THEY FUND

1. Financial support for individuals to participate in approved therapy programs which are not covered by insurance.
2. Equipment for individuals to improve daily life.

GUIDELINES

- Financial assistance is only available to US citizens. You must furnish evidence of citizenship (e.g., birth certificate or passport).
- Applicants must have experienced a traumatic or non-traumatic brain or spinal cord injury resulting in paralysis that substantially interferes with personal independence.
- You must have a letter from a physician, medical practitioner, hospital clinic or other medical or medically-related facility, or insurance company verifying the nature (type) and cause of your injury.
- There is no age requirement.
- Applicants must submit verification from a therapist, exercise instructor, or other service provider that there is potential for therapeutic benefit from the proposed exercise program or equipment.
- Applicants must also demonstrate financial need and must submit documentation to substantiate need. This documentation must verify that the requested funding is outside the scope of other funding sources or is not otherwise available within existing community resources or through other agencies or programs
- Eligibility for funds DOES NOT confer any entitlement to an award

APPLICATION PROCESS

Fill out an application and submit it and other required documents to the Foundation. See website for application

25379 WAYNE MILLS PLACE, SUITE 143
 VALENCIA, CA 91355
 WWW.CLASSKIDS.ORG

PHONE: 661-263-9099
 GENERAL CORRESPONDENCE EMAIL:
 ADMIN@CLASSKIDS.ORG
 INFORMATION ON C.L.A.S.S. PROGRAMS AND
 SERVICES: INFO@CLASSKIDS.ORG

ABOUT C.L.A.S.S. – CHILDREN'S LIVER ASSOCIATION FOR SOCIAL SERVICES

Early in his infancy, Chris Sumner seemed to be a healthy baby boy. Then at six weeks of age, a doctor noticed that Chris was jaundiced, an observation that forever changed the lives of Chris's parents, Mark and Diane Sumner. After enduring a multitude of additional tests, Chris was diagnosed with biliary atresia. After learning of their son's diagnosis, the Sumners began looking for support groups and more information on Chris's condition and grew increasingly frustrated with their search. The experiences of finding support and the lack of information would become the basis for the founding of C.L.A.S.S.

Children's Liver Association for Social Services was founded out of the recognized need for an organization dedicated to addressing the emotional, educational and financial needs of families with children affected by liver disease and transplantation.

WHAT THEY FUND

Including, but not limited to:

- A parent's food allowance during his/her child's hospitalization.
- Telephone service for a child waiting for a transplant.
- Transportation expenses for a clinic visit.

GUIDELINES

Contact C.L.A.S.S. for specific guidelines.

APPLICATION PROCESS

Download the Direct Family Support Guidelines on the website.

CHECKLIST

- ___ Determine what A.T. your child needs.
- ___ Get a cost estimate – a price quote.
- ___ Take a picture of your child with the A.T. item.
- ___ Get letter of medical necessity – L.M.N.
- ___ Gather insurance/financial documents needed.
- ___ Submit price quote and L.M.N. to insurance.
- ___ Research funding sources for best match.
- ___ Choose your top 5 matches.
- ___ Call each funding sources chosen.
- ___ Complete all forms required by funder.
- ___ Write a compelling ask letter – include photo.
- ___ Call funder if it's a no, ask why and reapply.
- ___ If you get a no, send a thank you letter.
- ___ IF FUNDED !!!! Send a THANK YOU LETTER

NOTES

6500 GREENVILLE AVENUE, SUITE 342
DALLAS, TX 75206
WWW.CLAYTONDABNEY.ORG

PHONE: 214-361-2600
FAX: 214-217-5199

CHECKLIST

CHECKLIST

- ___ Determine what A.T. your child needs.
- ___ Get a cost estimate – a price quote.
- ___ Take a picture of your child with the A.T. item.
- ___ Get letter of medical necessity – L.M.N.
- ___ Gather insurance/financial documents needed.
- ___ Submit price quote and L.M.N. to insurance.
- ___ Research funding sources for best match.
- ___ Choose your top 5 matches.
- ___ Call each funding sources chosen.
- ___ Complete all forms required by funder.
- ___ Write a compelling ask letter – include photo.
- ___ Call funder if it's a no, ask why and reapply.
- ___ If you get a no, send a thank you letter.
- ___ IF FUNDED !!!! Send a THANK YOU LETTER

NOTES

ABOUT THE CLAYTON DABNEY FOUNDATION FOR KIDS WITH CANCER

Clayton Dabney was a very special and courageous little boy who, at the age of six, lost his battle with cancer. Clayton's unique spirit and legacy lives on, however, through the Clayton Dabney Foundation for Kids with Cancer and the dedicated efforts of many volunteers who generously donate their time and money to further the cause to help needy families who struggle with the effects of a child dying from cancer.

WHAT THEY FUND

The Clayton Dabney Foundation for Kids with Cancer provides needy families, with children in the last stages of terminal cancer, assistance in creating everlasting memories.

GUIDELINES

- Only families with children in the last stages of terminal cancer will be served.
- Families must reside in the United States.

APPLICATION PROCESS

Complete the required forms on the website.

4 BROOKWOOD COURT
APPLETON WI 54914

EDUCATION.CONOVERCOMPANY.COM/MOBILE/
GRANTS/
PHONE: 800-933-1933

ABOUT CONOVER MOBILE TECHNOLOGY GRANT

The Conover Company was founded in 1980 with a focus on developing training programs for industry. Over the 30 years they have been in the software development business, they have created many assessment and training programs, which include comprehensive management systems to track user progress and results. They have developed many research-based and technology-driven assessment and training packages for both the educational and corporate settings.

The Conover Mobile Technology Grant was started in 2011 as a way to promote the use of mobile technology to improve an individual's freedom and independence. At the Conover Company, people are dedicated to making a difference in the lives of the customers they serve. The right technology in the right hands can make a world of difference.

WHAT THEY FUND

The grants are currently targeted to the use of iPod and iPad devices to assist individuals in improving their ability to function independently in their homes, schools, workplaces and communities. Successful grantees will receive either an iPod or an iPad preloaded with all Conover Company Functional Skills System videos to assist individuals in developing freedom and independence.

GUIDELINES

Individuals, parents, caretakers, teachers, counselors, religious leaders, private organizations and public organizations within the United States are eligible to apply for this grant.

APPLICATION PROCESS

Complete the application on the website.

CHECKLIST

- ___ Determine what A.T. your child needs.
- ___ Get a cost estimate – a price quote.
- ___ Take a picture of your child with the A.T. item.
- ___ Get letter of medical necessity – L.M.N.
- ___ Gather insurance/financial documents needed.
- ___ Submit price quote and L.M.N. to insurance.
- ___ Research funding sources for best match.
- ___ Choose your top 5 matches.
- ___ Call each funding sources chosen.
- ___ Complete all forms required by funder.
- ___ Write a compelling ask letter – include photo.
- ___ Call funder if it's a no, ask why and reapply.
- ___ If you get a no, send a thank you letter.
- ___ IF FUNDED !!!! Send a THANK YOU LETTER

NOTES

CHECKLIST

WWW.DANIELLESFOUNDATION.ORG
SEE WEBSITE FOR EMAIL CONTACT FORM.
PHONE: 800-511-2283

ONE LIBERTY PLACE
1650 MARKET STREET, 36TH FLOOR
PHILADELPHIA, PA 19103

CHECKLIST

CHECKLIST

- ___ Determine what A.T. your child needs.
- ___ Get a cost estimate – a price quote.
- ___ Take a picture of your child with the A.T. item.
- ___ Get letter of medical necessity – L.M.N.
- ___ Gather insurance/financial documents needed.
- ___ Submit price quote and L.M.N. to insurance.
- ___ Research funding sources for best match.
- ___ Choose your top 5 matches.
- ___ Call each funding sources chosen.
- ___ Complete all forms required by funder.
- ___ Write a compelling ask letter – include photo.
- ___ Call funder if it's a no, ask why and reapply.
- ___ If you get a no, send a thank you letter.
- ___ IF FUNDED !!!! Send a THANK YOU LETTER

NOTES

ABOUT DANIELLE'S FOUNDATION

Danielle Lynnette Vick was born on April 10, 2004 in Atlantic City, New Jersey. Three days after her first birthday, Danielle had an episode that forever altered her life; she had suffered an anoxic brain injury. The brain damage caused her to lose her motor skills and her ability to speak. She also needed a feeding tube and was completely dependent upon others for care. Sadly, at four years old, Danielle passed away due to complications of her anoxic brain damage. Though her time here ended prematurely, her memory will forever remain. Danielle moved, touched and inspired the lives of many in her short four years of life. Danielle's Foundation is a nonprofit resource for families of children with cerebral palsy and brain injuries. The organization's mission is to help these families gain the knowledge to secure the therapy, benefits and resources their children need.

WHAT THEY FUND

Danielle's Foundation funds for specific therapy or medical equipment.

GUIDELINES

- The child must be diagnosed with cerebral palsy or a brain injury.
- The grant must be for assistance towards a specific therapy or medical equipment.

APPLICATION PROCESS

Contact Danielle's Foundation for specific information.

424 HILLTOP DRIVE
WALPOLE, MA 02081
508-668-2171

[HTTPS://SOMERSESPACE.WORDPRESS.COM/2010/05/23/DANNY-FOUNDATION-GRANTS-FOR-AUTISM/](https://somersepace.wordpress.com/2010/05/23/danny-foundation-grants-for-autism/)

ABOUT THE DANNY FOUNDATION FOR AUTISM

The Danny Foundation for Autism is pleased to announce the availability of funding to provide assistance to individuals with autism and their families. Preference will be given to Massachusetts residents and organizations. The foundation will provide funds to organizations and individuals (the amount available to a single applicant in a given fiscal year is \$100-\$500; please do not request a grant in excess of \$500).

WHAT THEY FUND

To assist families in the care of individuals with autism, including respite care
To help educate individuals regarding the diagnosis and treatment of autism; and
To support professionals in furthering their education in the field of treating individuals with autism.

GUIDELINES

Preference will be given to Massachusetts residents and organizations. Contact organization for specific guidelines; organization will consider outside individuals and organizations.

APPLICATION PROCESS

To request an application form, please send a note with either your e-mail address (for an electronic copy) or a stamped self addressed envelope (for a hard copy) to:

Janet Abrahamson, Chairperson
424 Hilltop Drive
Walpole, MA 02081

CHECKLIST

- ___ Determine what A.T. your child needs.
- ___ Get a cost estimate – a price quote.
- ___ Take a picture of your child with the A.T. item.
- ___ Get letter of medical necessity – L.M.N.
- ___ Gather insurance/financial documents needed.
- ___ Submit price quote and L.M.N. to insurance.
- ___ Research funding sources for best match.
- ___ Choose your top 5 matches.
- ___ Call each funding sources chosen.
- ___ Complete all forms required by funder.
- ___ Write a compelling ask letter – include photo.
- ___ Call funder if it's a no, ask why and reapply.
- ___ If you get a no, send a thank you letter.
- ___ IF FUNDED !!!! Send a THANK YOU LETTER

NOTES

(617) 619-8257
 WWW.TRAVISROYFOUNDATION.COM
 INFO@TRAVISROYFOUNDATION.ORG

HEMENWAY & BARNES LLP
 60 STATE STREET ,
 8TH FLOOR BOSTON , MA 02109

CHECKLIST

CHECKLIST

- ___ Determine what A.T. your child needs.
- ___ Get a cost estimate – a price quote.
- ___ Take a picture of your child with the A.T. item.
- ___ Get letter of medical necessity – L.M.N.
- ___ Gather insurance/financial documents needed.
- ___ Submit price quote and L.M.N. to insurance.
- ___ Research funding sources for best match.
- ___ Choose your top 5 matches.
- ___ Call each funding sources chosen.
- ___ Complete all forms required by funder.
- ___ Write a compelling ask letter – include photo.
- ___ Call funder if it's a no, ask why and reapply.
- ___ If you get a no, send a thank you letter.
- ___ IF FUNDED !!!! Send a THANK YOU LETTER

NOTES

ABOUT DANNY'S WISH FOUNDATION

Danny is a fun loving energetic 17-year-old boy, who likes to listen to music, enjoys watching hockey games, loves the movie Shrek, and will eat ketchup with just about anything! This little Boy Scout also enjoys swimming, painting, going to concerts and will never pass up an opportunity to play catch with you. Danny is also Autistic.

Like many other children, Danny struggles with Autism, a developmental disability that too often results in a lifetime of impaired thinking, feeling and social functioning. It typically affects a person's ability to communicate, form relationships with others and respond appropriately to the external world. People with the condition often exhibit repetitive behavior or narrow, obsessive interests. Other characteristics of Autism include problems with verbal and nonverbal communication and social interaction. It is considered a spectrum disorder because the characteristics and symptoms of the disorder are so very unique to each case.

WHAT THEY FUND

Danny's Wish purchases iPads for individuals that meet the following guidelines.

GUIDELINES

1. The individual you are applying for must have a diagnosis on the autism spectrum (IEP, school evaluation or supporting documents)
2. Reside in the United States of America.
3. Be minimally verbal or non-verbal
4. Be in financial need. Gross income cannot to exceed \$100K.
5. Have access to a computer and an iTunes account.

APPLICATION PROCESS

Complete the iPads For Autism Application on the website. You must attach some form of documentation that confirms your child's diagnosis, verbal abilities (i.e. diagnosis report, speech report, school evaluation, etc.) and financial need. If you have multiple children with autism, you must attach each child's paperwork if requesting more than one iPad. Mail the application and supporting documents to the address above.

4850 SW 52ND STREET
DAVIE, FL 33314

PHONE: 954-792-7223
FAX: 954-581-7223

ABOUT THE DARRELL GWYNN FOUNDATION

In 1990, Darrell Gwynn was at the height of his career as a professional racecar driver. Then, on a test run, a freak accident left him paralyzed with a devastating spinal cord injury. Since then, Darrell's compassion for victims of spinal cord injuries grew, along with his respect for the families and friends of those standing behind them. He has learned that hope, encouragement, support and determination, aided by education, are among the keys in creating a meaningful, satisfying life despite physical obstacles. Surprisingly, there are similarities between side-by-side competition at more than 300 miles per hour and the quest to provide support for people with paralysis and prevent spinal cord injuries. Both are expensive. Both can be competitions against the clock. And with adequate funding, technical expertise and dedication, both can be won. The Darrell Gwynn Foundation's national Wheelchair Donation Program continues to grow and provide support for individuals living with paralysis. These wheelchairs provide them with the gift of mobility, freedom and independence they deserve.

WHAT THEY FUND

Unlike many other wheelchair donation programs and related charities, the Darrell Gwynn Foundation specializes in high-tech, customized wheelchairs. The wheelchairs are valued anywhere from \$6,000 to \$40,000 depending on the medical needs of the recipient. The higher-valued wheelchairs are equipped with tilt and recline systems, seat elevators, drive trains, high-tech seating systems, rugged tires and suspension systems, all designed to dramatically improve each recipient's quality of life.

GUIDELINES

Contact the Darrell Gwynn Foundation for specific guidelines.

CHECKLIST

- ___ Determine what A.T. your child needs.
- ___ Get a cost estimate – a price quote.
- ___ Take a picture of your child with the A.T. item.
- ___ Get letter of medical necessity – L.M.N.
- ___ Gather insurance/financial documents needed.
- ___ Submit price quote and L.M.N. to insurance.
- ___ Research funding sources for best match.
- ___ Choose your top 5 matches.
- ___ Call each funding sources chosen.
- ___ Complete all forms required by funder.
- ___ Write a compelling ask letter – include photo.
- ___ Call funder if it's a no, ask why and reapply.
- ___ If you get a no, send a thank you letter.
- ___ IF FUNDED !!!! Send a THANK YOU LETTER

NOTES

WWW.DIFFERENTNEEDZFOUNDATION.ORG
EMAIL: INFO@DIFFERENTNEEDZFOUNDATION.ORG

8440 EAST WASHINGTON STREET #122
CHAGRIN FALLS, OH 44023
PHONE: 216-904-5151

CHECKLIST

CHECKLIST

- ___ Determine what A.T. your child needs.
- ___ Get a cost estimate – a price quote.
- ___ Take a picture of your child with the A.T. item.
- ___ Get letter of medical necessity – L.M.N.
- ___ Gather insurance/financial documents needed.
- ___ Submit price quote and L.M.N. to insurance.
- ___ Research funding sources for best match.
- ___ Choose your top 5 matches.
- ___ Call each funding sources chosen.
- ___ Complete all forms required by funder.
- ___ Write a compelling ask letter – include photo.
- ___ Call funder if it's a no, ask why and reapply.
- ___ If you get a no, send a thank you letter.
- ___ IF FUNDED !!!! Send a THANK YOU LETTER

NOTES

ABOUT THE DIFFERENT NEEDZ FOUNDATION

The Different Needz Foundation, a 501(c)(3) charitable organization, was created in 2009 and was inspired by the life of Luke Jordan. Luke was born with developmental disabilities which caused many physical disabilities and medical conditions. Despite his disabilities, Luke was able to bring out the best in those who knew him. The Different Needz Foundation helps individuals with developmental disabilities obtain the necessary equipment and medical services they need to have the best quality of life.

The Different Needz Foundation has a mission to provide special needs individuals, families and organizations that support them with money to purchase medical equipment, therapy devices, adaptive toys and/or services.

WHAT THEY FUND

Including, but not limited to:

Physical therapy
Occupational therapy
Speech therapy
Medical equipment
Toilet chairs
Wheelchairs
Wheelchair lifts
Summer camp
Tandem bicycles

GUIDELINES

Currently, the Different Needz Foundation's reach has grown to include recipients in Ohio, Wyoming, Massachusetts, Florida, Maryland, Indiana and California.

APPLICATION PROCESS

Visit the website for more information.

ATTENTION: DIANA GOLDEN SCHOLARSHIP
451 HUNGERFORD DRIVE, SUITE 100
ROCKVILLE, MD 20850

EMAIL: INFO@DSUSA.ORG
WWW.DISABLEDSPORTSUSA.ORG/PROGRAMS/
DIANA-GOLDEN/

ABOUT THE DIANA GOLDEN
OPPORTUNITY FUND

Diana Golden was unquestionably one of the greatest, most successful, disabled athletes of all time—but she was much more than that. She was a woman of incredible spirit who overcame tremendous physical and emotional challenges to triumph in her quest to live fully and completely right up until the end of her short life. The Diana Golden Opportunity Fund supports and encourages junior athletes with disabilities in their pursuit of excellence in skiing. Support comes in the form of scholarships and training grants, support of learn-to-race programs and camps and a junior development or race program.

WHAT THEY FUND

The goal of the Diana Golden Opportunity Fund is to provide financial assistance for young, disabled athletes striving for excellence.

GUIDELINES

Contact the Diana Golden Opportunity Fund for specific guidelines.

APPLICATION PROCESS

To apply for a scholarship, please send an email/ letter answering the questions to the right to:
Disabled Sports USA
Attention: Diana Golden Scholarship
451 Hungerford Drive, Suite 100
Rockville, MD 20850
info@dsusa.org
What is your name?
What is your address?
What is your specific disability?
What is your birth date?
What is your program or mountain affiliation?
(See website or contact Fund for help)
What are your goals/aspirations in skiing?
(Less than 1000 words)

CHECKLIST

- ___ Determine what A.T. your child needs.
- ___ Get a cost estimate – a price quote.
- ___ Take a picture of your child with the A.T. item.
- ___ Get letter of medical necessity – L.M.N.
- ___ Gather insurance/financial documents needed.
- ___ Submit price quote and L.M.N. to insurance.
- ___ Research funding sources for best match.
- ___ Choose your top 5 matches.
- ___ Call each funding sources chosen.
- ___ Complete all forms required by funder.
- ___ Write a compelling ask letter – include photo.
- ___ Call funder if it's a no, ask why and reapply.
- ___ If you get a no, send a thank you letter.
- ___ IF FUNDED !!!! Send a THANK YOU LETTER

NOTES

CHECKLIST

WWW.UCPHARTFORD.ORG
PHONE: 860-236-6201
FAX: 806-218-2454

80 WHITNEY STREET
HARTFORD, CT 06105

CHECKLIST

- ___ Determine what A.T. your child needs.
- ___ Get a cost estimate – a price quote.
- ___ Take a picture of your child with the A.T. item.
- ___ Get letter of medical necessity – L.M.N.
- ___ Gather insurance/financial documents needed.
- ___ Submit price quote and L.M.N. to insurance.
- ___ Research funding sources for best match.
- ___ Choose your top 5 matches.
- ___ Call each funding sources chosen.
- ___ Complete all forms required by funder.
- ___ Write a compelling ask letter – include photo.
- ___ Call funder if it's a no, ask why and reapply.
- ___ If you get a no, send a thank you letter.
- ___ IF FUNDED !!!! Send a THANK YOU LETTER

NOTES

ABOUT THE ELSIE S. BELLOWS FUND

The Elsie S. Bellows Fund was established in 1995 to provide assistive technology equipment to individuals who have disabilities and a financial need. Assistive technology can play a major role in increasing the independence of individuals with disabilities. The Elsie S. Bellows Fund provides funds to UCP of Greater Hartford and other affiliates to purchase equipment which then becomes the property of the person with disabilities.

WHAT THEY FUND

Included, but not limited to:

- Wheelchairs (manual and electric)
- Augmentative communication devices
- Environmental controls
- Computer equipment
- Lifts in vans or homes
- Hearing aids

GUIDELINES

Contact the Elsie S. Bellows Fund for specific guidelines.

APPLICATION PROCESS

Contact the Elsie S. Bellows Fund for specific information.

Portland, OR 97239

Phone: 503-246-4941

Fax: 503-246-4941

www.blanchefischertest.weebly.com

200 DAVISTOWN ROAD #13
BLACKWOOD, NJ 08012
WWW.ERICKSPPLACE.ORG

PHONE: 347-735-8635
EMAIL: ADMIN@ERICKSPPLACE.ORG

ABOUT ERICK’S PLACE

In 1988, Sabrina Umstead Smith lost her husband in an apartment fire, and she almost died herself. Her son, who she was pregnant with at the time, was born with underdeveloped lungs and cerebral palsy due to oxygen deprivation. Three years later, he succumbed to his medical disabilities. Sabrina’s tragedy opened up an avenue for her to help others in a bigger way than she ever thought possible. She knows the strength, effort and time it takes to care for a chronically ill child. Fueled by her desire to make a difference in the lives of chronically ill children and their parents and caregivers, she formalized her idea into her non-profit organization, The Erick J. Umstead Memorial Foundation, Inc., also known as Erick’s Place.

WHAT THEY FUND

Grants for caregivers can help parents and others caring for chronically ill children take care of medical and every day expenses, like fuel and groceries.

GUIDELINES

Contact Erick’s Place for specific information.

APPLICATION PROCESS

Contact the CNS Fund for specific information.

CHECKLIST

- ___ Determine what A.T. your child needs.
- ___ Get a cost estimate – a price quote.
- ___ Take a picture of your child with the A.T. item.
- ___ Get letter of medical necessity – L.M.N.
- ___ Gather insurance/financial documents needed.
- ___ Submit price quote and L.M.N. to insurance.
- ___ Research funding sources for best match.
- ___ Choose your top 5 matches.
- ___ Call each funding sources chosen.
- ___ Complete all forms required by funder.
- ___ Write a compelling ask letter – include photo.
- ___ Call funder if it’s a no, ask why and reapply.
- ___ If you get a no, send a thank you letter.
- ___ IF FUNDED !!!! Send a THANK YOU LETTER

NOTES

CHECKLIST

WWW.EYEDOGFOUNDATION.ORG
1- 800- EYE- DOG- 1 (1- 800- 393- 3641)

P.O. BOX 519
CLAREMONT, CA 91711

CHECKLIST

CHECKLIST

- ___ Determine what A.T. your child needs.
- ___ Get a cost estimate – a price quote.
- ___ Take a picture of your child with the A.T. item.
- ___ Get letter of medical necessity – L.M.N.
- ___ Gather insurance/financial documents needed.
- ___ Submit price quote and L.M.N. to insurance.
- ___ Research funding sources for best match.
- ___ Choose your top 5 matches.
- ___ Call each funding sources chosen.
- ___ Complete all forms required by funder.
- ___ Write a compelling ask letter – include photo.
- ___ Call funder if it's a no, ask why and reapply.
- ___ If you get a no, send a thank you letter.
- ___ IF FUNDED !!!! Send a THANK YOU LETTER

NOTES

ABOUT EYE DOG FOUNDATION FOR THE BLIND

Eye Dog Foundation was organized as a non-profit corporation in 1952. Our German Shepherd dogs have been assisting blind individuals all over the world with their daily travels. The dogs provide guidance and safety, as well as loving companionship. Eye Dog Foundation is supported by donations from individuals, clubs and other groups, with no state or federal grants.

WHAT THEY FUND

Guide dogs to the blind and visually impaired at absolutely no cost.

GUIDELINES

Please contact organization for specific information

- Prospective students must be at least eighteen years old.
- All applicants must have orientation and mobility training, with at least six months of independent travel experience.
- While we work with many and differing degrees of visual impairment, we find our dogs are best suited for those who have a definite need for a working dog.

APPLICATION PROCESS

The first step for a person interested in obtaining a dog from the Eye Dog Foundation is to request and submit an application. In the student service section of this site, there is a short request for an application that may be completed and submitted online. You may also call 1-800-393-3641 and request an application.

444 N. HARBOR BOULEVARD, SUITE 200
FULLERTON, CA 92832

WWW.FAITHSHOPEFOUNDATION.ORG
PHONE: 714-871-4673

ABOUT FAITH'S HOPE FOUNDATION

Faith's Hope was established to provide a solution for medically and financially disadvantaged families, and the organization assists families who are facing homelessness and poverty due to the long-term illness or hospitalization of a loved one. The emotional and financial stress of serious illness and long-term hospitalization often results in families losing their jobs, homes and even each other as the family unit struggles. Faith's Hope works with these families to meet their needs by paying utility bills, rent or mortgage payments, car payments, grocery bills and other necessary costs families may not be able to afford because of major medical bills.

WHAT THEY FUND

Faith's Hope helps cover payments such as utility bills, rent, mortgage and car payments, utility bills and counseling services for families in need.

GUIDELINES

Contact Faith's Hope Foundation for specific information.

APPLICATION PROCESS

Complete the application on the website and mail it to:
Faith's Hope
2271 W. Malvern Ave. Ste 382
Fullerton, CA 92833

CHECKLIST

- ___ Determine what A.T. your child needs.
- ___ Get a cost estimate – a price quote.
- ___ Take a picture of your child with the A.T. item.
- ___ Get letter of medical necessity – L.M.N.
- ___ Gather insurance/financial documents needed.
- ___ Submit price quote and L.M.N. to insurance.
- ___ Research funding sources for best match.
- ___ Choose your top 5 matches.
- ___ Call each funding sources chosen.
- ___ Complete all forms required by funder.
- ___ Write a compelling ask letter – include photo.
- ___ Call funder if it's a no, ask why and reapply.
- ___ If you get a no, send a thank you letter.
- ___ IF FUNDED !!!! Send a THANK YOU LETTER

NOTES

CHECKLIST

WWW.FIRSTHANDFOUNDATION.ORG
EMAIL: FIRSTHANDFOUNDATION@CERNER.COM
PHONE: 816-201-1569

2800 ROCKCREEK PARKWAY
KANSAS CITY, MO 64117

CHECKLIST

CHECKLIST

- ___ Determine what A.T. your child needs.
- ___ Get a cost estimate – a price quote.
- ___ Take a picture of your child with the A.T. item.
- ___ Get letter of medical necessity – L.M.N.
- ___ Gather insurance/financial documents needed.
- ___ Submit price quote and L.M.N. to insurance.
- ___ Research funding sources for best match.
- ___ Choose your top 5 matches.
- ___ Call each funding sources chosen.
- ___ Complete all forms required by funder.
- ___ Write a compelling ask letter – include photo.
- ___ Call funder if it's a no, ask why and reapply.
- ___ If you get a no, send a thank you letter.
- ___ IF FUNDED !!!! Send a THANK YOU LETTER

NOTES

ABOUT FIRST HAND FOUNDATION

First Hand is a not-for-profit, 501 (c)(3) organization that provides funding for individual children with health-related needs when insurance and other financial resources have been exhausted. The heart of the foundation lies with individual children who face health problems and whose families struggle to give them the best chance at living a normal life.

WHAT THEY FUND

Treatment: Clinical procedures, medicine, therapy, prosthesis, etc.
Equipment: Wheelchairs, assistive technology equipment, care devices, hearing aids, etc.
Displacement: Lodging, food, gas, parking and transportation for families of seriously ill children who must travel during treatment.
Vehicle modifications: Lifts, ramps and transfer boards.

GUIDELINES

- The child must be under the care of a pediatrician.
- The case must involve a child with a specific healthcare need.
- The request must be clinically relevant to the health of the child.
- There must be no existing insurance coverage for the requested expenses.
- One request per year, per child for a maximum of three times in a child's lifetime.

APPLICATION PROCESS

- Application, consent and media release found on website (media release is optional)
- Letter from doctor on letterhead explaining the child's diagnosis, history of illness, specific request for funding and other relevant information.
- Letter from provider on letterhead showing the original cost and estimated discount.
- Letter from therapist on letterhead if applying for therapy or therapy equipment.
- Letter from social worker on letterhead if requesting displacement assistance.
- First page of most recent federal income tax return.
- Letter of denial from insurance company on letterhead.

The Clinical Decision Committee meets the first Wednesday of each month to review applications (all documentation should be submitted prior to this meeting). A case manager will follow-up with the applicant within two weeks of the case review meeting.

5260 STATE ROUTE 95
MT. GILEAD, OH 43338

WWW.FLYINGHORSEFARMS.ORG
PHONE: 419-751-7077
SEE WEBSITE FOR EMAIL CONTACT FORM.

ABOUT FLYING HORSE FARMS

Flying Horse Farms provides magical, transforming experiences for children with serious illnesses. Located on 200 acres in Mt. Gilead, Ohio, Flying Horse Farms serves hundreds of children and families each year free of charge. The children who benefit from the camp have medical conditions such as arthritis, asthma, cancer, bleeding disorders, gastrointestinal disease, heart disease and kidney disease. Every detail of the camp experience helps campers leave sickness behind while they are there. Swimming, boating, fishing, pet therapy, archery, and arts and crafts are just the beginning of the fun that's had at Flying Horse Farms. Each activity is designed to ensure every camper can participate and feel a sense of pride, accomplishment and freedom.

WHAT THEY FUND

- See website for a vast variety of camps offered.

GUIDELINES

Flying Horse Farms is for campers who can only participate in camps that provide medical support. Campers should be able to communicate their needs in some way. Campers should be able to participate and function in a group setting, although some limitations can be accommodated.

APPLICATION PROCESS

- Complete the application on the website.

CHECKLIST

- ___ Determine what A.T. your child needs.
- ___ Get a cost estimate – a price quote.
- ___ Take a picture of your child with the A.T. item.
- ___ Get letter of medical necessity – L.M.N.
- ___ Gather insurance/financial documents needed.
- ___ Submit price quote and L.M.N. to insurance.
- ___ Research funding sources for best match.
- ___ Choose your top 5 matches.
- ___ Call each funding sources chosen.
- ___ Complete all forms required by funder.
- ___ Write a compelling ask letter – include photo.
- ___ Call funder if it's a no, ask why and reapply.
- ___ If you get a no, send a thank you letter.
- ___ IF FUNDED !!!! Send a THANK YOU LETTER

NOTES

CHECKLIST

PHONE: 631-366-3461 FAX: 631-360-1998
 EMAIL:
 INFO@FOUNDATIONFORSIGHTANDSOUND.ORG

P.O. BOX 1245
 SMITHTOWN, NY 11787
 WWW.FOUNDATIONFORSIGHTANDSOUND.ORG

CHECKLIST

CHECKLIST

- ___ Determine what A.T. your child needs.
- ___ Get a cost estimate – a price quote.
- ___ Take a picture of your child with the A.T. item.
- ___ Get letter of medical necessity – L.M.N.
- ___ Gather insurance/financial documents needed.
- ___ Submit price quote and L.M.N. to insurance.
- ___ Research funding sources for best match.
- ___ Choose your top 5 matches.
- ___ Call each funding sources chosen.
- ___ Complete all forms required by funder.
- ___ Write a compelling ask letter – include photo.
- ___ Call funder if it's a no, ask why and reapply.
- ___ If you get a no, send a thank you letter.
- ___ IF FUNDED !!!! Send a THANK YOU LETTER

NOTES

ABOUT FOUNDATION FOR SIGHT AND SOUND

The Foundation for Sight and Sound is a 501(c)3 not-for-profit organization dedicated to creating a world where people with vision and/or hearing challenges can realize their full potential, allowing them to lead lives of inclusion and not isolation. People deprived of hearing or sight should not be deprived of their independence and quality of life. The Foundation for Sight and Sound funds programs through fundraising events and limited private and public grants, which are channeled to specific projects.

WHAT THEY FUND

Through its Help America Hear Program, The Foundation for Sight and Sound provides hearing aids for men, women and children with limited financial resources.

GUIDELINES

- Must make less than \$35,000.
- Must have no other financial means of purchasing hearing aids
- Must have moderate to profound hearing loss that is treatable with hearing aids.
- See website for more specific financial guidelines.

APPLICATION PROCESS

- Visit the website for specific information.

8 IRONWORKS ROAD
MONROE, NEW YORK 10950

TELEPHONE: 845-774-8781
WWW.FRIENDS4MICHAEL.ORG

ABOUT THE FRIENDS4MICHAEL FOUNDATION

The mission of The Friends4Michael Foundation is to support children like Michael and their families, to keep alive the memory of Michael and his spirit, to increase awareness of the devastating effects of brain tumors on afflicted children and their families and to continue to “Fight for a Cure” for this horrible disease. “Michael touched so many people with his kindness, unselfishness, and unending faith. Michael brought so many to God’s door and opened it for them. His strength was the most remarkable thing to me.”

WHAT THEY FUND

This program covers specific non-medical costs related to a primary brain tumor diagnosis. Direct medical expenses will not be covered. The Family Assistance Committee (FAC) within the Friends4Michael (F4M) foundation processes all requests for the Foundation. Grants of up to \$400 per family are available.

GUIDELINES

1. The patient must be a child (defined as a person under the age of 18 at the time of diagnosis).
2. The patient must be undergoing treatment for a brain tumor as defined by doctors the Foundation consults within the medical community.
3. The request for assistance must be submitted by a certified Social Worker on the behalf of the family.
4. The request/need must be validated by a member of the FAC via telephone interview with the submitting Social Worker.

APPLICATION PROCESS

Please go to the Family Assistance link, complete the simple, one-page form and mail to the address above..

CHECKLIST

- ___ Determine what A.T. your child needs.
- ___ Get a cost estimate – a price quote.
- ___ Take a picture of your child with the A.T. item.
- ___ Get letter of medical necessity – L.M.N.
- ___ Gather insurance/financial documents needed.
- ___ Submit price quote and L.M.N. to insurance.
- ___ Research funding sources for best match.
- ___ Choose your top 5 matches.
- ___ Call each funding sources chosen.
- ___ Complete all forms required by funder.
- ___ Write a compelling ask letter – include photo.
- ___ Call funder if it’s a no, ask why and reapply.
- ___ If you get a no, send a thank you letter.
- ___ IF FUNDED !!!! Send a THANK YOU LETTER

NOTES

920-851-5100
INFO@FRIENDSOFAUTISM.ORG

P.O. BOX 797
NEENAH, WISCONSIN 54957-0797

CHECKLIST

- ___ Determine what A.T. your child needs.
- ___ Get a cost estimate – a price quote.
- ___ Take a picture of your child with the A.T. item.
- ___ Get letter of medical necessity – L.M.N.
- ___ Gather insurance/financial documents needed.
- ___ Submit price quote and L.M.N. to insurance.
- ___ Research funding sources for best match.
- ___ Choose your top 5 matches.
- ___ Call each funding sources chosen.
- ___ Complete all forms required by funder.
- ___ Write a compelling ask letter – include photo.
- ___ Call funder if it's a no, ask why and reapply.
- ___ If you get a no, send a thank you letter.
- ___ IF FUNDED !!!! Send a THANK YOU LETTER

NOTES

ABOUT FRIENDS OF AUTISM

Friends of Autism is a 501(c)(3) non-profit organization founded in 2000 by John and Karen Sauer, parents of a child with autism, and friends who passionately believe children with autism deserve to be a public health priority. That is why we are called "Friends" of Autism. We are committed to autism research, awareness, and education. Friends of Autism is unique among organizations in the autism community because it is a grass-roots, volunteer-driven organization consisting of those who know autism best: parents, educators, and healthcare providers. That means we are in an extraordinary position to identify gaps in current autism treatment and education services and to take the initiative to raise funds to fill those gaps. Because we have very little overhead, nearly every penny we raise is used to benefit children with autism.

WHAT THEY FUND

FOAGP grants are intended to be short term and specifically targeted to a family's immediate needs resulting from, or attributable to, autism. FOAGP grants range from \$1 to \$500. Five hundred dollars is the maximum any individual or family can receive in a calendar year.

GUIDELINES

The Friends of Autism Grant Program (FOAGP) is designed to support families of children and adults with autism or autism spectrum disorder by providing funding assistance for extraordinary expenses resulting from, or attributable to, autism. Financial needs associated with the safety and well-being of children with autism and proven effective treatments for autism spectrum disorder receive special emphasis in the FOAGP.

APPLICATION PROCESS

Grant Applications can be submitted by email at info@friendsofautism.org or by regular mail addressed to the address above. Please include all information you want the Board of Directors to consider. Use additional sheets of paper if necessary. Feel free to submit documents supporting the need for the grant and the intended uses of the grant funds. You will be contacted at the address, phone number, or email on your application.

4900 LEWIS ROAD
STONE MOUNTAIN, GA 30083
PHONE: 770-491-9014

866-977-1204
WWW.FODAC.ORG
SEE WEBSITE FOR EMAIL CONTACT FORM.

ABOUT FRIENDS OF DISABLED ADULTS AND CHILDREN

Friends of Disabled Adults and Children (FODAC) is a 501(c)(3) organization that provides refurbished equipment and services for disabled adults and children to improve their overall quality of life. Over the years, FODAC’s model to assist disabled individuals has remained the same: provide free or low-cost wheelchairs and other durable medical equipment, vehicle and home adaptations and more. Above all, FODAC works to make every day a little easier, and a little more affordable, for people in need.

WHAT THEY FUND

FODAC provides mobility and daily living equipment to people of any age or any disability, temporary or permanent, for medically necessary and medically helpful reasons. Equipment includes but is not limited to: low-cost wheelchairs and other durable medical equipment, vehicle and home adaptations and more.

GUIDELINES

Clients do not have to qualify financially but low-income individuals with medical necessities are prioritized.

APPLICATION PROCESS

Contact organization for specifics.

CHECKLIST

- ___ Determine what A.T. your child needs.
- ___ Get a cost estimate – a price quote.
- ___ Take a picture of your child with the A.T. item.
- ___ Get letter of medical necessity – L.M.N.
- ___ Gather insurance/financial documents needed.
- ___ Submit price quote and L.M.N. to insurance.
- ___ Research funding sources for best match.
- ___ Choose your top 5 matches.
- ___ Call each funding sources chosen.
- ___ Complete all forms required by funder.
- ___ Write a compelling ask letter – include photo.
- ___ Call funder if it’s a no, ask why and reapply.
- ___ If you get a no, send a thank you letter.
- ___ IF FUNDED !!!! Send a THANK YOU LETTER

NOTES

CHECKLIST

PHONE: 303-798-2342
FAX: 303-798-2345
WWW.FRIENDSOFMAN.ORG

P.O. BOX 937
LITTLETON, CO 80160

CHECKLIST

CHECKLIST

- ___ Determine what A.T. your child needs.
- ___ Get a cost estimate – a price quote.
- ___ Take a picture of your child with the A.T. item.
- ___ Get letter of medical necessity – L.M.N.
- ___ Gather insurance/financial documents needed.
- ___ Submit price quote and L.M.N. to insurance.
- ___ Research funding sources for best match.
- ___ Choose your top 5 matches.
- ___ Call each funding sources chosen.
- ___ Complete all forms required by funder.
- ___ Write a compelling ask letter – include photo.
- ___ Call funder if it's a no, ask why and reapply.
- ___ If you get a no, send a thank you letter.
- ___ IF FUNDED !!!! Send a THANK YOU LETTER

NOTES

ABOUT FRIENDS OF MAN

Friends of Man, the charitable arm of the Institute for the New Man, is a 501(c)3 organization that helps people who find themselves in a situation where they have nowhere else to turn. It may be an elderly person on a fixed income, a working family whose child is struck by severe illness, an accident victim, a disabled person or a schoolchild whose family cannot afford basic needs. The kind of help given by Friends of Man depends on the need. This flexibility allows Friends of Man to be able to help where other resources cannot.

WHAT THEY FUND

- Mobility equipment: Prostheses, wheelchairs, van lifts, ramps and home modifications.
- Medical equipment and procedures.
- Hearing aids, dentures and glasses.
- Basic needs: Clothing for children, food, etc.
- Short-term Daycare.
- Prescriptions.
- Cobra/Health Insurance.

GUIDELINES

Friends of Man has programs for Colorado residents and individuals outside of Colorado. There are different programs and requirements. See website for specific guidelines.

APPLICATION PROCESS

Friends of Man accept applications only from a referring professional on behalf of the applicant. This can be a social worker, doctor, nurse, school counselor, teacher, principal, social worker, clergy, health care technician, etc. Applications cannot be submitted by the vendor.

P.O. BOX 457
WEXFORD, PA 15090

PHONE: 303 - 619 - 3514
EMAIL: INFO@FUNDITFWD.ORG
WEBSITE: WWW.FUNDITFWD.ORG

ABOUT FUND IT FORWARD

Our organization was founded by two mothers of children with special needs who saw an amazing opportunity to help families with children like their own. Many times, families must sacrifice time, money, freedom and sleep in order to provide a safe and secure environment for their special needs child. FUND IT FORWARD was born out of a desire to help families obtain the medical or adaptive equipment needed to create a functional environment for their special needs children. Rose and Jackie believe the majority of money raised by our volunteers should go towards the needs of the children and their families. They want to see families in situations similar to theirs benefit from this organization. Rose and Jackie donated their own time and money to start FUND IT FORWARD and vow to continue to keep the needs of each individual child as their primary focus and priority. If FUND IT FORWARD is unable to assist you with the support you are seeking, they will guide you to the right channels to receive aid. FUND IT FORWARD wants families to thrive and succeed regardless of their special circumstances.

WHAT THEY FUND

FUND IT FORWARD will provide medical and adaptive equipment such as:

- Augmentative Communication Devices.
- Bath & Feeding Chairs.
- Enclosed Beds (such as the Safety Sleeper)
- Sensory Equipment.

GUIDELINES

FUND IT FORWARD will accept applications from any person who has a diagnosed disability or medical condition and is in need of a medical device or equipment that can enhance the quality of his or her life. Please be aware of the kind of equipment FUND IT FORWARD is able to supply for your child. If you have questions regarding the type of equipment we cover, please contact our organization.

APPLICATION PROCESS

Application must be submitted online.

CHECKLIST

- ___ Determine what A.T. your child needs.
- ___ Get a cost estimate – a price quote.
- ___ Take a picture of your child with the A.T. item.
- ___ Get letter of medical necessity – L.M.N.
- ___ Gather insurance/financial documents needed.
- ___ Submit price quote and L.M.N. to insurance.
- ___ Research funding sources for best match.
- ___ Choose your top 5 matches.
- ___ Call each funding sources chosen.
- ___ Complete all forms required by funder.
- ___ Write a compelling ask letter – include photo.
- ___ Call funder if it's a no, ask why and reapply.
- ___ If you get a no, send a thank you letter.
- ___ IF FUNDED !!!! Send a THANK YOU LETTER

NOTES

CHECKLIST

PHONE: 877-98-AUTISM
WWW.GENERATIONRESCUE.ORG

13636 VENTURA BLVD. #259
SHERMAN OAKS, CA 91423

CHECKLIST

- ___ Determine what A.T. your child needs.
- ___ Get a cost estimate – a price quote.
- ___ Take a picture of your child with the A.T. item.
- ___ Get letter of medical necessity – L.M.N.
- ___ Gather insurance/financial documents needed.
- ___ Submit price quote and L.M.N. to insurance.
- ___ Research funding sources for best match.
- ___ Choose your top 5 matches.
- ___ Call each funding sources chosen.
- ___ Complete all forms required by funder.
- ___ Write a compelling ask letter – include photo.
- ___ Call funder if it's a no, ask why and reapply.
- ___ If you get a no, send a thank you letter.
- ___ IF FUNDED !!!! Send a THANK YOU LETTER

NOTES

ABOUT GENERATION RESCUE – HOPE FOR RECOVERY

We are dedicated to recovery for children with autism spectrum disorders by providing guidance and support for medical treatment to directly improve the child's quality of life for all families in need.

WHAT THEY FUND

Two doctor visits with a medical physician specially trained in treating autism (Please note: your specialist will be assigned by Generation Rescue based on availability and geographic proximity. Some travel may be necessary.)

- A 90-day supply of vitamins, minerals and supplements.
- Comprehensive Stool Analysis Lab Test.
- Urine Porphyrins Lab Test.
- The Listening Program®.
- Dietary Intervention Training.
- A Rescue Angel Grant Mentor.
- Discounts on supplements and programs after completion of the grant.

GUIDELINES

If you answer **"NO"** to all of the following questions, you meet the qualification parameters to apply for a Rescue Family Grant:

- Has your child ever seen a DAN! or MAPS Doctor?
- Has your child received lab testing from Great Plains, Doctors Data or Metamatrix?
- Is your child currently on anti-fungal or anti-viral therapy?
- Is your child currently taking any supplements (other than fish oil)?
- Does your family make more than the median income for your state? Refer to United States Census Bureau.

APPLICATION PROCESS

See Website for Details.

C/O AMY NADELL
1461 GOLDEN DRIVE
DRESHER, PA 19025

WWW.GIAFOUNDATION.COM
EMAIL: GIAFOUNDATION@COMCAST.NET
PHONE: 215-429-9996 FAX: 215-542-9996

ABOUT THE GIA NICOLE ANGEL FOUNDATION

The Foundation was named for Gia, who was born with Spina Bifida. The doctors gave Gia less than a three percent chance of survival at birth, and she defied the odds, making her an "Angel." Now, the Foundation plans to be an "Angel" to other children who are in need. Although the Foundation came about from Gia's situation, the organization is not limited only to helping children with Spina Bifida.

WHAT THEY FUND

The mission of the Gia Nicole Angel Foundation is to enhance the daily functioning of a child with special needs and his or her family by awarding assistance through the purchase of a specific item or items.

GUIDELINES

We classify special needs as those children with any type of physical disability such as, but not limited to, spina bifida, paralysis, missing limbs, or illness such as, but not limited to, cerebral palsy, multiple sclerosis, cancer. Funds are awarded on a case by case basis with preference given to low-income and single parent families.

APPLICATION PROCESS

Complete the application on the website.

CHECKLIST

- ___ Determine what A.T. your child needs.
- ___ Get a cost estimate – a price quote.
- ___ Take a picture of your child with the A.T. item.
- ___ Get letter of medical necessity – L.M.N.
- ___ Gather insurance/financial documents needed.
- ___ Submit price quote and L.M.N. to insurance.
- ___ Research funding sources for best match.
- ___ Choose your top 5 matches.
- ___ Call each funding sources chosen.
- ___ Complete all forms required by funder.
- ___ Write a compelling ask letter – include photo.
- ___ Call funder if it's a no, ask why and reapply.
- ___ If you get a no, send a thank you letter.
- ___ IF FUNDED !!!! Send a THANK YOU LETTER

NOTES

EMAIL:
INFO@CDFUND.ORG
972-608-7141.

6900 DALLAS PARKWAY
SUITE 200
PLANO, TX 75024

CHECKLIST

CHECKLIST

- ___ Determine what A.T. your child needs.
- ___ Get a cost estimate – a price quote.
- ___ Take a picture of your child with the A.T. item.
- ___ Get letter of medical necessity – L.M.N.
- ___ Gather insurance/financial documents needed.
- ___ Submit price quote and L.M.N. to insurance.
- ___ Research funding sources for best match.
- ___ Choose your top 5 matches.
- ___ Call each funding sources chosen.
- ___ Complete all forms required by funder.
- ___ Write a compelling ask letter – include photo.
- ___ Call funder if it's a no, ask why and reapply.
- ___ If you get a no, send a thank you letter.
- ___ IF FUNDED !!!! Send a THANK YOU LETTER

NOTES

ABOUT GOOD DAYS

Good Days from CDF, formerly known as Chronic Disease Fund, exists to improve the health and quality of life of patients with chronic disease, cancer, or other life-altering conditions. The cost of medications to treat chronic disease can be staggering, adding to the despair and suffering of these patients. At Good Days, our mission is to ensure no one has to choose between getting the medication they need and affording the necessities of everyday living.

WHAT THEY FUND

We help patients suffering from chronic medical conditions who have limited financial means get access to the medications they need. Our program helps qualified patients pay their insurance co-pays so they can get immediate access to prescription medications that will give them relief from pain and suffering.

GUIDELINES

<http://www.gooddaysfromcdf.org/for-patients/patients-faq/>

APPLICATION PROCESS

Visit website to apply online.

371 EAST JERICHO TURNPIKE
SMITHTOWN, NY 11787-2976

WWW.GUIDEDOG.ORG
1-631-930-9000
TOLL-FREE:1-800-548-4337 (WITHIN THE US)

ABOUT GUIDE DOG FOUNDATION FOR THE BLIND

In 1946, when the Guide Dog Foundation for the Blind was founded, its mission was simple: to provide guide dogs and training – free of charge – to people who were blind or visually impaired. For over six decades, we have promoted the independence, enhanced mobility, and companionship a guide dog brings to its handler. Students are provided their guide dogs and training free of charge. The Foundation also covers transportation (within the United States and Canada), and room and board. Our trademark small classes and individualized instruction often attract students who may have special requirements and we have successfully trained hearing-impaired blind people as well as many physically challenged people.

WHAT THEY FUND

Provide guide dogs free of charge.

GUIDELINES

Anyone 16 years old and older who are classified as legally or totally blind, who have successfully completed O & M training and are considered safe travelers by a qualified O & M instructor. (O & M = Orientation and Mobility) Some exceptions to residency are considered on a case by case basis. Our guide dogs are provided free of charge. This includes training, transportation to and from the school, room and board during the two-week training program, and aftercare services. Home-based, combination home and residential and small group training is offered to qualified applicants.

APPLICATION PROCESS

Visit website for information on qualifying and applying for a guide dog.

CHECKLIST

- ___ Determine what A.T. your child needs.
- ___ Get a cost estimate – a price quote.
- ___ Take a picture of your child with the A.T. item.
- ___ Get letter of medical necessity – L.M.N.
- ___ Gather insurance/financial documents needed.
- ___ Submit price quote and L.M.N. to insurance.
- ___ Research funding sources for best match.
- ___ Choose your top 5 matches.
- ___ Call each funding sources chosen.
- ___ Complete all forms required by funder.
- ___ Write a compelling ask letter – include photo.
- ___ Call funder if it's a no, ask why and reapply.
- ___ If you get a no, send a thank you letter.
- ___ IF FUNDED !!!! Send a THANK YOU LETTER

NOTES

CHECKLIST

- ___ Determine what A.T. your child needs.
- ___ Get a cost estimate – a price quote.
- ___ Take a picture of your child with the A.T. item.
- ___ Get letter of medical necessity – L.M.N.
- ___ Gather insurance/financial documents needed.
- ___ Submit price quote and L.M.N. to insurance.
- ___ Research funding sources for best match.
- ___ Choose your top 5 matches.
- ___ Call each funding sources chosen.
- ___ Complete all forms required by funder.
- ___ Write a compelling ask letter – include photo.
- ___ Call funder if it's a no, ask why and reapply.
- ___ If you get a no, send a thank you letter.
- ___ IF FUNDED !!!! Send a THANK YOU LETTER

NOTES

ABOUT H.A.L.O. FOUNDATION

Sarah Pinshaw, age 3, contracted meningitis in the fall of 1991. Complications from her illness resulted in permanent neurological impairment, including the loss of her ability to speak, walk and consistently control her body. Sarah's eventual institutionalization inspired her parents to establish the Help A Little One (H.A.L.O.) Foundation to enhance the lives of hundreds of children residing in Massachusetts pediatric nursing homes. The H.A.L.O. Foundation is dedicated to enhancing the quality of life for children with neurological impairment. H.A.L.O. fulfills requests that enrich or make life easier for children in pediatric nursing homes and supports families who care for their children at home.

WHAT THEY FUND

Including, but not limited to:

- Adaptive tricycles, wheelchair lifts, and limited computer technology.
- Transportation for special excursions.
- Enrichment programs.
- Participation at community events.
- Nursing home outings.
- Technology for individual growth, communication and/or management of an individual's disability.

GUIDELINES

The H.A.L.O. Foundation will consider requests from nursing homes, families, guardians, professionals and community and social service agencies. The organization is focused in New England, but H.A.L.O. will consider requests from individual families across the United States.

APPLICATION PROCESS

Complete the application on the website, or write a detailed letter and mail it to the H.A.L.O. Foundation.

NO ADDRESS – CONTACT THROUGH EMAIL
OR PHONE

EMAIL: KRISTEN@HANDSTOANGELS.ORG
804-241-20096

ABOUT HANDS TO ANGELS

Hands to Angels was created in honor and memory of Kevin. Kevin was born with an extremely rare genetic disorder, and despite the tough times he had in and out of the hospital, he captured the hearts of many.. Kevin fought until the very end, but he unfortunately passed away four days shy of his first birthday. Hands to Angels hopes to ease some of the financial burdens that families like Kevin’s face so they can spend more time with their children.

WHAT THEY FUND

Hands to Angels was founded to support the ongoing research of rare genetic disorders and to assist families dealing with mounting medical bills and lost wages due to complications of a genetic disorder.

GUIDELINES

Contact Hands to Angels for specific information.

APPLICATION PROCESS

Contact Hands to Angels for specific information.

CHECKLIST

- ___ Determine what A.T. your child needs.
- ___ Get a cost estimate – a price quote.
- ___ Take a picture of your child with the A.T. item.
- ___ Get letter of medical necessity – L.M.N.
- ___ Gather insurance/financial documents needed.
- ___ Submit price quote and L.M.N. to insurance.
- ___ Research funding sources for best match.
- ___ Choose your top 5 matches.
- ___ Call each funding sources chosen.
- ___ Complete all forms required by funder.
- ___ Write a compelling ask letter – include photo.
- ___ Call funder if it’s a no, ask why and reapply.
- ___ If you get a no, send a thank you letter.
- ___ IF FUNDED !!!! Send a THANK YOU LETTER

NOTES

CHECKLIST

CHECKLIST

- ___ Determine what A.T. your child needs.
- ___ Get a cost estimate – a price quote.
- ___ Take a picture of your child with the A.T. item.
- ___ Get letter of medical necessity – L.M.N.
- ___ Gather insurance/financial documents needed.
- ___ Submit price quote and L.M.N. to insurance.
- ___ Research funding sources for best match.
- ___ Choose your top 5 matches.
- ___ Call each funding sources chosen.
- ___ Complete all forms required by funder.
- ___ Write a compelling ask letter – include photo.
- ___ Call funder if it's a no, ask why and reapply.
- ___ If you get a no, send a thank you letter.
- ___ IF FUNDED !!!! Send a THANK YOU LETTER

NOTES

ABOUT HEALTHWELL FOUNDATION

If you've been prescribed a medication and your insurance company covers it, but you still cannot afford the coinsurance or copayment required, we may be able to assist you by paying for part of your costs associated with the medication. Also, if you are eligible for health insurance, but cannot afford the insurance premium, we may be able to assist with your insurance premium.

The HealthWell Foundation reduces financial barriers to care for underinsured patients with chronic or life-threatening diseases.

WHAT THEY FUND

The HealthWell Foundation provides financial assistance to eligible individuals to cover coinsurance, copayments, health care premiums and deductibles for certain medications and therapies.

GUIDELINES

HealthWell bases eligibility on an individual's medical, financial and insurance situation. To qualify for HealthWell's assistance, applicants must meet the following eligibility requirements:

- You are being treated for a disease that we currently cover.
- You have insurance and it covers your medication.
- Your income falls within our guidelines.
- You are receiving treatment in the United States.

APPLICATION PROCESS

If you believe you qualify for assistance, you may begin the application process online.

P.O. BOX 4133
GAITHERSBURG, MD 20885

PHONE: (800) 675-8416

ABOUT HEALTHWELL FOUNDATION -
PEDIATRIC ASSISTANCE FUND

When a child is diagnosed with a chronic or life-altering condition — like leukemia, cystic fibrosis, or juvenile diabetes — their families not only face anguish and fear but many also struggle to pay their share of the medical bills. For working families with inadequate insurance, treating childhood illnesses may mean hundreds or thousands of dollars a month in out-of-pocket costs. Families can be left to choose between starting or continuing their child’s treatment or paying the mortgage, or can sink quickly into bankruptcy. Families called us for help but, without funding for these specific conditions, we were not able to assist in a *traditional* HealthWell way – if we did not have a fund open for a specific disease or condition, we had to say no to these children who are in desperate need of medications and lifesaving medical treatments.

WHAT THEY FUND

In response to growing demand from families in need, we opened the HealthWell Pediatric Assistance Fund® to assist children 18 years old or younger living with a chronic or life-altering condition that their families are struggling to treat due to cost. Through this fund, we provide financial assistance to families so their children can start or continue critical medical treatments, regardless of disease type or condition.

GUIDELINES

The process for this fund does NOT include immediate grant approval. Grant applications are reviewed by committee on a bi-monthly basis. If you appear to be eligible for assistance through the Pediatric Assistance Fund, additional information and documentation is required for review and consideration prior to grant approval. Once all information has been received and reviewed by the committee, grant determinations will be made. If your application has been accepted, you will receive a grant approval letter indicating that you have been awarded a grant, the amount of the grant, and the grant start date. Please be aware that repeated inquiries through the call center will not expedite review of your application and may result in disqualification of your grant request. Thank you in advance for your patience as we consider the many requests we receive every day.

APPLICATION PROCESS

Now accepting applications by phone: 1-800-675-8416. We wish we could say “yes” to every family that comes to us, however, funding is limited. Families must meet HealthWell’s standard income and insurance eligibility criteria to qualify for a grant. Grants are awarded on a case by case basis.

CHECKLIST

- ___ Determine what A.T. your child needs.
- ___ Get a cost estimate – a price quote.
- ___ Take a picture of your child with the A.T. item.
- ___ Get letter of medical necessity – L.M.N.
- ___ Gather insurance/financial documents needed.
- ___ Submit price quote and L.M.N. to insurance.
- ___ Research funding sources for best match.
- ___ Choose your top 5 matches.
- ___ Call each funding sources chosen.
- ___ Complete all forms required by funder.
- ___ Write a compelling ask letter – include photo.
- ___ Call funder if it’s a no, ask why and reapply.
- ___ If you get a no, send a thank you letter.
- ___ IF FUNDED !!!! Send a THANK YOU LETTER

NOTES

CHECKLIST

CHECKLIST

- ___ Determine what A.T. your child needs.
- ___ Get a cost estimate – a price quote.
- ___ Take a picture of your child with the A.T. item.
- ___ Get letter of medical necessity – L.M.N.
- ___ Gather insurance/financial documents needed.
- ___ Submit price quote and L.M.N. to insurance.
- ___ Research funding sources for best match.
- ___ Choose your top 5 matches.
- ___ Call each funding sources chosen.
- ___ Complete all forms required by funder.
- ___ Write a compelling ask letter – include photo.
- ___ Call funder if it's a no, ask why and reapply.
- ___ If you get a no, send a thank you letter.
- ___ IF FUNDED !!!! Send a THANK YOU LETTER

NOTES

ABOUT HEALTHWELL FOUNDATION - PEDIATRIC ASSISTANCE FUND

When a child is diagnosed with a chronic or life-altering condition — like leukemia, cystic fibrosis, or juvenile diabetes — their families not only face anguish and fear but many also struggle to pay their share of the medical bills. For working families with inadequate insurance, treating childhood illnesses may mean hundreds or thousands of dollars a month in out-of-pocket costs. Families can be left to choose between starting or continuing their child's treatment or paying the mortgage, or can sink quickly into bankruptcy.

Families called us for help but, without funding for these specific conditions, we were not able to assist in a *traditional* HealthWell way – if we did not have a fund open for a specific disease or condition, we had to say no to these children who are in desperate need of medications and lifesaving medical treatments.

WHAT THEY FUND

In response to growing demand from families in need, we opened the HealthWell Pediatric Assistance Fund® to assist children 18 years old or younger living with a chronic or life-altering condition that their families are struggling to treat due to cost. Through this fund, we provide financial assistance to families so their children can start or continue critical medical treatments, regardless of disease type or condition.

GUIDELINES

The process for this fund does NOT include immediate grant approval. Grant applications are reviewed by committee on a bi-monthly basis. If you appear to be eligible for assistance through the Pediatric Assistance Fund, additional information and documentation is required for review and consideration prior to grant approval. Once all information has been received and reviewed by the committee, grant determinations will be made. If your application has been accepted, you will receive a grant approval letter indicating that you have been awarded a grant, the amount of the grant, and the grant start date. Please be aware that repeated inquiries through the call center will not expedite review of your application and may result in disqualification of your grant request. Thank you in advance for your patience as we consider the many requests we receive every day.

APPLICATION PROCESS

Now accepting applications by phone: 1-800-675-8416. We wish we could say "yes" to every family that comes to us, however, funding is limited. Families must meet HealthWell's standard income and insurance eligibility criteria to qualify for a grant. Grants are awarded on a case by case basis.

P.O. BOX 4133
GAITHERSBURG, MD 20885

PHONE: (800) 675-8416

**ABOUT HEALTHWELL FOUNDATION –
EMERGENCY CANCER RELIEF FUND**

Providing assistance to people with cancer has always been a HealthWell priority. Through its 20 plus oncology funds, HealthWell has awarded over \$140 million in assistance to more than 70,000 individuals living with cancer. The ECRF was created specifically to help qualified cancer patients* with expenses not covered under our current program to ensure that oncology patients have access to the financial resources they need to recover.

WHAT THEY FUND

Immediate Financial Relief to Cancer Patients
Even with insurance, cancer is costly. People with cancer and their families can be devastated physically, emotionally, mentally — and financially. Our goal is to expand support beyond traditional copayment assistance to help cancer patients afford meaningful comforts to better manage their road to recovery. Coverage for critical out-of-pocket expenses associated with treatment (e.g. lab work or anti-nausea medicine) not covered by insurance. Special assistance to help patients get back to living and reduce the financial burden (e.g., supportive/restorative care, and wellness activities).
One time grants to help minimize patient medical debt related to their treatment (e.g., hospital and provider bill.

GUIDELINES

Call the Foundation for more information -
(800) 675-8416

APPLICATION PROCESS

Call the Foundation for more information -
(800) 675-8416

CHECKLIST

- ___ Determine what A.T. your child needs.
- ___ Get a cost estimate – a price quote.
- ___ Take a picture of your child with the A.T. item.
- ___ Get letter of medical necessity – L.M.N.
- ___ Gather insurance/financial documents needed.
- ___ Submit price quote and L.M.N. to insurance.
- ___ Research funding sources for best match.
- ___ Choose your top 5 matches.
- ___ Call each funding sources chosen.
- ___ Complete all forms required by funder.
- ___ Write a compelling ask letter – include photo.
- ___ Call funder if it's a no, ask why and reapply.
- ___ If you get a no, send a thank you letter.
- ___ IF FUNDED !!!! Send a THANK YOU LETTER

NOTES

CHECKLIST

614-933-0711
WWW.HFGROTTO.ORG

430 BEECHER RD
GAHANNA OH 43230

CHECKLIST

CHECKLIST

- ___ Determine what A.T. your child needs.
- ___ Get a cost estimate – a price quote.
- ___ Take a picture of your child with the A.T. item.
- ___ Get letter of medical necessity – L.M.N.
- ___ Gather insurance/financial documents needed.
- ___ Submit price quote and L.M.N. to insurance.
- ___ Research funding sources for best match.
- ___ Choose your top 5 matches.
- ___ Call each funding sources chosen.
- ___ Complete all forms required by funder.
- ___ Write a compelling ask letter – include photo.
- ___ Call funder if it's a no, ask why and reapply.
- ___ If you get a no, send a thank you letter.
- ___ IF FUNDED !!!! Send a THANK YOU LETTER

NOTES

ABOUT HUMANITARIAN FOUNDATION – GROTTOS OF NORTH AMERICA

The Grottoes of North America Humanitarian Foundation is a 501 (c) (3) nonprofit organization that brings “Special Smiles” to children with special needs by providing them much-needed dental care. The Humanitarian Foundation believes that children with special needs should live life as fully and as independently as possible. We are passionately committed to helping alleviate the suffering and improving children’s quality of life by providing dental care for those who otherwise might go without, One Smile at a Time.

WHAT THEY FUND

The program helps cover the costs of dental treatment, including hospital and anesthesia costs, when needed, for children with cerebral palsy, muscular dystrophy and related neuromuscular disorders, those with mental retardation, and organ transplant recipients.

GUIDELINES

The Dental Care for Children with Special Needs Program is designed for children under 18. Medicaid patients are not covered by the program. The Dental Care for Children with Special Needs Program is the secondary carrier when insurance is involved and acts as the primary carrier if no insurance is available, and covers the maximum allowable fees as determined by the Humanitarian Foundation.

APPLICATION PROCESS

The Dental Care for Children with Special Needs Program has representatives from local chapters of the Grottoes of North America who are known as “Drs. of Smiles.” These representatives serve as liaisons with the parents, dental offices and hospitals to see that all paperwork is provided and properly completed. They also file the child’s application with the Humanitarian Foundation office for processing. The Dr. of Smiles maintains contact with the parent and dentist throughout the course of the child’s care. All application forms must be completed and submitted to the local Dr. of Smiles. When no representative is available in your area or state, your case will be processed directly through the national office of the Humanitarian Foundation. Please call the office at 614-933-0711 or e-mail the Executive Director at dianna.bristle@hfgrotto.org. See website for further instructions.

C/O NELLY GRAMPP
P.O. BOX 806
EAST STROUDSBURG, PA 18301

TELEPHONE: (570) 994-5526
NELLY@JOEYSEAGLES.ORG

ABOUT JOEY'S EAGLES

Joey's Eagles is a non-profit organization established in 1996 in memory of my son Joseph Grampp. It is our goal to provide support for families with children and young adults facing cancer or other serious chronic illnesses. Our long range goal is to be able to open a facility that children can attend while undergoing chemotherapy and many other treatments that keep them from attending school. We are very grateful to have the support of Dr. J. Taylor (Pediatric Oncologist from Geisinger Medical Center), in opening this center.

WHAT THEY FUND

Our goal is to provide a positive self-esteem for these children and give ongoing support to their parents. We meet throughout the year, where we have parental support sessions and planned group activities. Gas cards can be provided to families that travel long distances for medical treatment for their children.

GUIDELINES

Contact organization for specific details.

APPLICATION PROCESS

Contact organization for specific details.

CHECKLIST

- ___ Determine what A.T. your child needs.
- ___ Get a cost estimate – a price quote.
- ___ Take a picture of your child with the A.T. item.
- ___ Get letter of medical necessity – L.M.N.
- ___ Gather insurance/financial documents needed.
- ___ Submit price quote and L.M.N. to insurance.
- ___ Research funding sources for best match.
- ___ Choose your top 5 matches.
- ___ Call each funding sources chosen.
- ___ Complete all forms required by funder.
- ___ Write a compelling ask letter – include photo.
- ___ Call funder if it's a no, ask why and reapply.
- ___ If you get a no, send a thank you letter.
- ___ IF FUNDED !!!! Send a THANK YOU LETTER

NOTES

CHECKLIST

PHONE: 516-354-0654
EMAIL: VIRGINIA@JOEYSFRIENDSTOO.COM

P.O. BOX 301
NEW HYDE PARK, NY 11040
WWW.JOEYSFRIENDSTOO.ORG

CHECKLIST

CHECKLIST

- ___ Determine what A.T. your child needs.
- ___ Get a cost estimate – a price quote.
- ___ Take a picture of your child with the A.T. item.
- ___ Get letter of medical necessity – L.M.N.
- ___ Gather insurance/financial documents needed.
- ___ Submit price quote and L.M.N. to insurance.
- ___ Research funding sources for best match.
- ___ Choose your top 5 matches.
- ___ Call each funding sources chosen.
- ___ Complete all forms required by funder.
- ___ Write a compelling ask letter – include photo.
- ___ Call funder if it's a no, ask why and reapply.
- ___ If you get a no, send a thank you letter.
- ___ IF FUNDED !!!! Send a THANK YOU LETTER

NOTES

ABOUT JOEY'S FRIENDS TOO

Joey's Friends Too was founded after Joey Dente Jr. passed away from chronic granulomatous disease. His strength, wisdom and faith enabled him to make the best of whatever the day had to offer. The main focus of Joey's Friends Too is to put a smile on the faces of ill children by helping families purchase equipment that will enhance their child's quality of life.

WHAT THEY FUND

Joey's Friends Too assists in the purchase of medical equipment deemed necessary to promote independence and enhanced quality of life for disabled children.

GUIDELINES

Contact Joey's Friends Too for specific guidelines.

APPLICATION PROCESS

Contact Joey's Friends Too for specific information.

P.O. BOX 22764
CHATTANOOGA, TN 37422

PHONE: 423.622.9006
WWW.JORDANTHOMASFOUNDATION.ORG

ABOUT JORDAN THOMAS FOUNDATION

Jordan Thomas founded the Jordan Thomas Foundation at the age of 16 while recovering from the loss of both legs in a boating accident. He realized that there were other children in the hospital who would not have the advantages that he did and who would go home without the limbs that they needed to have a full, active, and happy life. So, he decided to do something about it. Creating a foundation to provide prostheses for children of traumatic injury and limb loss (the mission of his foundation), was just the beginning. His family, friends, and many volunteers work with him every year since 2006 to support this mission by creating an event that generates \$80-\$100,000 - enough to provide for one or two more children through the age of 18, their growth years. Jordan actively serves on this event committee and as President of the Board of Directors to assure that each dollar is stewarded well and each recipient receives the prostheses that they need. He is a true, devoted volunteer, often calling in from college to be included in important decisions and to offer his suggestions and guidance. He didn't stop there. He expanded his outreach and influence with great courage and devotion. He started going to Capitol Hill to speak about health care coverage for amputees. He speaks to civic clubs, community clubs and leadership conferences around the world (Dubai, Air Force Academy, etc). He started a partnership in Haiti to provide limbs to victims of the earthquake after receiving emails from around the world, asking him to lead the way for children in need. But most importantly, he mentors and encourages each recipient and their family, serving as a volunteer. If you asked him, he wouldn't change a thing. It's his calling, he says. We all agree.

WHAT THEY FUND

Medical Services, Other, Prosthetic Limbs.

GUIDELINES

Based on need and must demonstrate financial need.

APPLICATION PROCESS

If you know of a child or young adult who you think could benefit from the mission of this foundation, please have the parent(s) or guardian of the child contact us through our website or info@jordanthomasfoundation.org. They may also call the foundation office at 423.622.9006 and ask for the director.

CHECKLIST

- ___ Determine what A.T. your child needs.
- ___ Get a cost estimate – a price quote.
- ___ Take a picture of your child with the A.T. item.
- ___ Get letter of medical necessity – L.M.N.
- ___ Gather insurance/financial documents needed.
- ___ Submit price quote and L.M.N. to insurance.
- ___ Research funding sources for best match.
- ___ Choose your top 5 matches.
- ___ Call each funding sources chosen.
- ___ Complete all forms required by funder.
- ___ Write a compelling ask letter – include photo.
- ___ Call funder if it's a no, ask why and reapply.
- ___ If you get a no, send a thank you letter.
- ___ IF FUNDED !!!! Send a THANK YOU LETTER

NOTES

CHECKLIST

WWW.DAKEFOUNDATION.ORG
PHONE: 518-226-0252
FAX: 518-226-0258

270 WEST CIRCULAR STREET
SARATOGA SPRINGS, NY 12866

CHECKLIST

CHECKLIST

- ___ Determine what A.T. your child needs.
- ___ Get a cost estimate – a price quote.
- ___ Take a picture of your child with the A.T. item.
- ___ Get letter of medical necessity – L.M.N.
- ___ Gather insurance/financial documents needed.
- ___ Submit price quote and L.M.N. to insurance.
- ___ Research funding sources for best match.
- ___ Choose your top 5 matches.
- ___ Call each funding sources chosen.
- ___ Complete all forms required by funder.
- ___ Write a compelling ask letter – include photo.
- ___ Call funder if it's a no, ask why and reapply.
- ___ If you get a no, send a thank you letter.
- ___ IF FUNDED !!!! Send a THANK YOU LETTER

NOTES

ABOUT THE KAREN AND GARY DAKE FOUNDATION FOR CHILDREN

The Karen and Gary Dake Foundation for Children provides children with disabilities access to equipment and services that will enable them to reach their fullest potential for participation within their families and communities and with their peers. The organization believes that by providing children with these fundamental opportunities when they are young, they will have the best chance to reach maximum health, mobility and independence in adulthood, and be contributing members of their communities. The Board and Medical Advisory Panel are comprised of individuals who have backgrounds in developmental pediatrics, social work, law, finance, pediatric physical therapy and pediatric psychiatry.

WHAT THEY FUND

- Including, but not limited to:
 - Adaptive bicycles
 - Standers
 - Mobility aids
 - Strollers
 - Access to specialists
 - Access to alternative therapy.

GUIDELINES

- The individual must be under 21 years of age.
- Grants are not provided to individuals living in residential care facilities.

APPLICATION PROCESS

- The full application is available on the website. Mail or fax the completed application to the organization.
- The Fast Track application is a one-page questionnaire intended for requests for equipment or services that cost \$500.00 or less.

7 ASPEN DRIVE
SOUTH BURLINGTON, VT 05403

WWW.KELLYBRUSHFOUNDATION.ORG
PHONE: 802-846-5298
EMAIL: BETSY@KELLYBRUSHFOUNDATION.ORG

ABOUT THE KELLY BRUSH FOUNDATION

The Kelly Brush Foundation is a private 501(c)3 nonprofit organization dedicated to assisting individuals with spinal cord injuries and increasing ski racing safety. The organization offers two types of grants: individual grants for adaptive athletic equipment and club grants for ski racing safety improvements. The Kelly Brush Foundation also promotes ski racing safety to ski clubs and areas throughout the United States through a public awareness poster campaign. A portion of funds is contributed to the U.S. Adaptive Ski Team and spinal cord research.

WHAT THEY FUND

The Kelly Brush Foundation purchases adaptive sporting and recreational equipment, such as monoskis or handcycles.

GUIDELINES

- Assistance is awarded to paraplegics or quadriplegics paralyzed due to a spinal cord injury. Paralysis due to other causes is not eligible.
- The individual applying for a grant must reside in the United States.
- The individual must demonstrate financial need.
- Individuals may only apply for adaptive sports or recreational equipment (i.e. monoski, handcycle).
- If awarded a grant the individual must supply the Kelly Brush Foundation with pictures of equipment purchased and a description of how the grant enriched the individual's quality of life.

APPLICATION PROCESS

Complete the application on the website during the summer.

CHECKLIST

- ___ Determine what A.T. your child needs.
- ___ Get a cost estimate – a price quote.
- ___ Take a picture of your child with the A.T. item.
- ___ Get letter of medical necessity – L.M.N.
- ___ Gather insurance/financial documents needed.
- ___ Submit price quote and L.M.N. to insurance.
- ___ Research funding sources for best match.
- ___ Choose your top 5 matches.
- ___ Call each funding sources chosen.
- ___ Complete all forms required by funder.
- ___ Write a compelling ask letter – include photo.
- ___ Call funder if it's a no, ask why and reapply.
- ___ If you get a no, send a thank you letter.
- ___ IF FUNDED !!!! Send a THANK YOU LETTER

NOTES

CHECKLIST

CHECKLIST

- ___ Determine what A.T. your child needs.
- ___ Get a cost estimate – a price quote.
- ___ Take a picture of your child with the A.T. item.
- ___ Get letter of medical necessity – L.M.N.
- ___ Gather insurance/financial documents needed.
- ___ Submit price quote and L.M.N. to insurance.
- ___ Research funding sources for best match.
- ___ Choose your top 5 matches.
- ___ Call each funding sources chosen.
- ___ Complete all forms required by funder.
- ___ Write a compelling ask letter – include photo.
- ___ Call funder if it's a no, ask why and reapply.
- ___ If you get a no, send a thank you letter.
- ___ IF FUNDED !!!! Send a THANK YOU LETTER

NOTES

ABOUT KIDS CANCER FUND

Cancer is the second most common cause of death among children between one and 14 years of age, surpassed only by accidents. Each year more than 13,000 children and teenagers are diagnosed with cancer in the United States, and it can be a scary, overwhelming and expensive situation. Kids Cancer Fund is a 501(c)(3) nonprofit corporation whose mission is to increase the survival rate and quality of care for children with cancer. The organization's grants provide financial assistance to families in need and fund promising research that can lead to a cure for children with cancer.

WHAT THEY FUND

- Reduced lodging for medical trips.
- Support groups, classes and counselors.
- Toys or other gifts that a sick child may find comforting during chemotherapy or radiation therapy.
- Transportation to and from medical appointments.

GUIDELINES

- The child must be under 18 years of age.

APPLICATION PROCESS

Complete the Application for Financial Assistance packet and mail it to Kids Cancer Fund. Applications must be renewed every six months.

947 E. JOHNSTOWN ROAD, SUITE143
GAHANNA, OH 43230

PHONE: 614-750-2198
EMAIL: INFO@KYASKRUSADE.ORG
WWW.KYASKRUSADE.ORG

ABOUT KYA’S KRUSADE, INC.

Kys’s Krusade, Inc. is a volunteer-based 501(c) (3) tax-exempt organization named for Kya, who was born with arthrogryposis. The organization was co-founded by Kya’s mother and godmother after several exhaustive searches to find information, resources and support for Kya and her family. Now, Kya’s Krusade is a comprehensive resource center serving children with physical disabilities and their families. The organization provides support, education, information, art therapy and financial assistance programs.

WHAT THEY FUND

Financial assistance awarded through Kya’s Krusade may only be used for adaptive equipment, hippotherapy or additional physical or occupational therapy sessions not covered by insurance. Examples of eligible adaptive equipment are adaptive easels, tables, chairs and seating; mobility aids (gait trainers, walkers, tricycles); standing aids and assistive bathroom, bathing and toileting equipment.

CHECKLIST

- ___ Determine what A.T. your child needs.
- ___ Get a cost estimate – a price quote.
- ___ Take a picture of your child with the A.T. item.
- ___ Get letter of medical necessity – L.M.N.
- ___ Gather insurance/financial documents needed.
- ___ Submit price quote and L.M.N. to insurance.
- ___ Research funding sources for best match.
- ___ Choose your top 5 matches.
- ___ Call each funding sources chosen.
- ___ Complete all forms required by funder.
- ___ Write a compelling ask letter – include photo.
- ___ Call funder if it’s a no, ask why and reapply.
- ___ If you get a no, send a thank you letter.
- ___ IF FUNDED !!!! Send a THANK YOU LETTER

CHECKLIST

NOTES

WWW.LIGHTHOUSEFAMILYRETREAT.ORG
PHONE: 678-290-2955

45 TECHNOLOGY PARKWAY SOUTH, SUITE 225
NORCROSS, GA 30092

CHECKLIST

- ___ Determine what A.T. your child needs.
- ___ Get a cost estimate – a price quote.
- ___ Take a picture of your child with the A.T. item.
- ___ Get letter of medical necessity – L.M.N.
- ___ Gather insurance/financial documents needed.
- ___ Submit price quote and L.M.N. to insurance.
- ___ Research funding sources for best match.
- ___ Choose your top 5 matches.
- ___ Call each funding sources chosen.
- ___ Complete all forms required by funder.
- ___ Write a compelling ask letter – include photo.
- ___ Call funder if it's a no, ask why and reapply.
- ___ If you get a no, send a thank you letter.
- ___ IF FUNDED !!!! Send a THANK YOU LETTER

NOTES

ABOUT LIGHTHOUSE FAMILY RETREAT

In 1999, Lighthouse Family Retreat was founded with the mission to serve families living through childhood cancer by helping them laugh, restore family relationships and find hope in God. In 2000, Lighthouse Family Retreat held its inaugural retreat for six children with cancer, their families and volunteers. Their ministry has impacted thousands of lives in over a decade of service to children with cancer and their families. Each retreat is staffed with volunteers from all walks of life dedicated to serving these families as they continue their journey with cancer.

WHAT THEY FUND

Lighthouse Family Retreat helps families by providing retreats in Florida. Retreats are held along the Florida panhandle between Destin and Panama City Beach.

GUIDELINES

- The child must be 18 years of age or younger.
- The child must currently be receiving treatment for cancer or have been off therapy for less than one year.

APPLICATION PROCESS

Complete the application on the website.

P. O. BOX 1073
HUFFMAN, TX 77336
WWW.LINDSAYFOUNDATION.ORG

LOUISIANA CHAPTER
P. O. BOX 626
DERIDDER, LA 70634

ABOUT THE LINDSAY FOUNDATION

The Lindsay Foundation was formed when Lindsay Nannett McMillan passed away in 1999. Lindsay’s mother formed The Lindsay Foundation in her memory in the hopes that no other family will have to fight so hard to receive the assistance that they need in order to provide for their child. No child should have to do without expensive formulas, therapies, medical equipment, non-covered medical procedures and other necessities because the parents cannot financially provide for them.

WHAT THEY FUND

The primary goal of the Lindsay Foundation is to assist families with the resources necessary to provide medical treatment, therapies and rehabilitative equipment in order to improve the quality of life for their special-needs children.

GUIDELINES

Contact the Lindsay Foundation for specific guidelines.

APPLICATION PROCESS

Contact the Lindsay Foundation for specific information.

CHECKLIST

- ___ Determine what A.T. your child needs.
- ___ Get a cost estimate – a price quote.
- ___ Take a picture of your child with the A.T. item.
- ___ Get letter of medical necessity – L.M.N.
- ___ Gather insurance/financial documents needed.
- ___ Submit price quote and L.M.N. to insurance.
- ___ Research funding sources for best match.
- ___ Choose your top 5 matches.
- ___ Call each funding sources chosen.
- ___ Complete all forms required by funder.
- ___ Write a compelling ask letter – include photo.
- ___ Call funder if it’s a no, ask why and reapply.
- ___ If you get a no, send a thank you letter.
- ___ IF FUNDED !!!! Send a THANK YOU LETTER

NOTES

CHECKLIST

TOLL-FREE: (888) LPA-2001
 DIRECT: (714) 368-3689 FAX: (714) 368-3367
 E-MAIL: INFO@LPAONLINE.ORG

250 EL CAMINO REAL, SUITE 211
 TUSTIN, CA 92780

CHECKLIST

- ___ Determine what A.T. your child needs.
- ___ Get a cost estimate – a price quote.
- ___ Take a picture of your child with the A.T. item.
- ___ Get letter of medical necessity – L.M.N.
- ___ Gather insurance/financial documents needed.
- ___ Submit price quote and L.M.N. to insurance.
- ___ Research funding sources for best match.
- ___ Choose your top 5 matches.
- ___ Call each funding sources chosen.
- ___ Complete all forms required by funder.
- ___ Write a compelling ask letter – include photo.
- ___ Call funder if it's a no, ask why and reapply.
- ___ If you get a no, send a thank you letter.
- ___ IF FUNDED !!!! Send a THANK YOU LETTER

NOTES

ABOUT LITTLE PEOPLE OF AMERICA

LPA is dedicated to improving the quality of life for people with dwarfism throughout their lives while celebrating with great pride Little People's contribution to social diversity. LPA strives to bring solutions and global awareness to the prominent issues affecting individuals of short stature and their families.

WHAT THEY FUND

1. Jack Zembsch's family and friends (Team Jack) are honored to be able to provide "out-of-pocket" travel expenses up to \$1000 to defray the travel expenses for a first-time visit to the Orthopedic Department at the duPont Hospital for Children.
2. College and post-graduate educational and vocational grants.
3. First time national conference attendance assistance grants.
4. Adoption assistance grants. More information can be found on the Adoption page.

GUIDELINES

Child must be 17 years or younger.
 Diagnosed with Metatropic Dysplasia or other rare dwarfing conditions with a similar severe curvature of the spine.
 Must be a first-time visit to the Orthopedic Department at the DuPont Hospital for Children.

APPLICATION PROCESS

Contact organization for application process.

7 NEEDLE CT.
DARDENNE PRAIRIE, MO 63368

PHONE: 314-330-6947
EMAIL: INFO@MAGGIEWELBY.ORG

ABOUT THE MAGGIE WELBY

Maggie Welby was a loving, beautiful 7 year old girl, who was taken very suddenly from her family and friends on March 24, 2005. Maggie was the ultimate “Big Sister” to Cati Beth, then 2 years old, and to her then unborn baby brother. Kelly James was born 4 weeks after Maggie’s sudden death. The Maggie Welby Foundation is a charity that assists children to be able to experience as much of life as Maggie Welby did. Her family and friends created this memorial fund so that her memory would continue to make an impact in the lives of children, as Maggie has made such an impact on all of us.

WHAT THEY FUND

Grants may extend to children and families in need of help with bills, athletic opportunities, medical needs, or an opportunity that a child would not otherwise have.

GUIDELINES

The Maggie Welby Foundation awards grants to children in grades Kindergarten -12 and families in need with children in elementary school or high school.

APPLICATION PROCESS

Applicants interested in applying for a grant from The Maggie Welby Foundation, must complete all sections of the application including the essay. Include any information that you feel best supports your case for a grant from Maggie’s Foundation. The application form can be found on the website and must be submitted electronically.

CHECKLIST

- ___ Determine what A.T. your child needs.
- ___ Get a cost estimate – a price quote.
- ___ Take a picture of your child with the A.T. item.
- ___ Get letter of medical necessity – L.M.N.
- ___ Gather insurance/financial documents needed.
- ___ Submit price quote and L.M.N. to insurance.
- ___ Research funding sources for best match.
- ___ Choose your top 5 matches.
- ___ Call each funding sources chosen.
- ___ Complete all forms required by funder.
- ___ Write a compelling ask letter – include photo.
- ___ Call funder if it’s a no, ask why and reapply.
- ___ If you get a no, send a thank you letter.
- ___ IF FUNDED !!!! Send a THANK YOU LETTER

NOTES

CHECKLIST

WWW.MARKSMONEY.ORG
 PHONE: 678-642-8787
 SEE WEBSITE FOR EMAIL CONTACT FORM.

160 FINCHLEY DRIVE
 ROSWELL, GA 30076

CHECKLIST

CHECKLIST

- ___ Determine what A.T. your child needs.
- ___ Get a cost estimate – a price quote.
- ___ Take a picture of your child with the A.T. item.
- ___ Get letter of medical necessity – L.M.N.
- ___ Gather insurance/financial documents needed.
- ___ Submit price quote and L.M.N. to insurance.
- ___ Research funding sources for best match.
- ___ Choose your top 5 matches.
- ___ Call each funding sources chosen.
- ___ Complete all forms required by funder.
- ___ Write a compelling ask letter – include photo.
- ___ Call funder if it's a no, ask why and reapply.
- ___ If you get a no, send a thank you letter.
- ___ IF FUNDED !!!! Send a THANK YOU LETTER

NOTES

ABOUT MARK'S MONEY

Mark's Money is a 501(c)(3) nonprofit organization designed to carry on Mark Coonrod's legacy by providing financial assistance to persons with Down syndrome or other developmental disabilities. The organization aims to improve quality of life by meeting daily living, employment, medical, residential or social needs. Many individuals with disabilities carry a financial burden because of additional healthcare costs, which makes life difficult. Mark's Money wants to help make life a little easier.

WHAT THEY FUND

Mark's Money funds for items that will improve quality of life through daily living, employment, medical, residential or social needs.

GUIDELINES

Contact Mark's Money for specific guidelines.

APPLICATION PROCESS

Completed applications should be mailed to:
 Mark's Money
 c/o Andrea Coonrod
 1109 Davenport Blvd., #207
 Franklin, TN 37069

ABOUT THE CHILDREN WITH SPECIAL NEEDS FUND

Since 1990 the Miracle-Ear Foundation has been providing hearing aids, follow-up care and educational resources to people with hearing loss who demonstrate personal inability to financially provide for their hearing health needs. The Miracle-Ear Foundation believes everyone deserves quality hearing instruments and hopes to double the number of hearing aids donated to children and adults in communities across the United States. The Miracle-Ear Foundation is designed to support underserved Americans with a limited income and no other resources for hearing aids, such as insurance, Medicaid, VA or other state or federal programs.

WHAT THEY FUND

The Miracle-Ear Foundation is working to ensure that kids who need hearing aids receive them.

GUIDELINES

- The individual must have a hearing loss that requires hearing aids. Children must have a mild or greater hearing loss, and adults must have a moderate or greater hearing loss.
- The individual cannot be benefiting from other resources, including, but not limited to insurance, state Medicaid programs, VA or vocational rehab, state or local programs and other charity sources.
- Visit the website for specific income eligibility requirements.
- The individual's family must possess a commitment to intervention, rehabilitation and necessary follow-up services, which is especially important for a child applicant as they grow.
- Applicant must be a resident or citizen of the United States or Puerto Rico.

APPLICATION PROCESS

Complete the application on the website.

CHECKLIST

- ___ Determine what A.T. your child needs.
- ___ Get a cost estimate – a price quote.
- ___ Take a picture of your child with the A.T. item.
- ___ Get letter of medical necessity – L.M.N.
- ___ Gather insurance/financial documents needed.
- ___ Submit price quote and L.M.N. to insurance.
- ___ Research funding sources for best match.
- ___ Choose your top 5 matches.
- ___ Call each funding sources chosen.
- ___ Complete all forms required by funder.
- ___ Write a compelling ask letter – include photo.
- ___ Call funder if it's a no, ask why and reapply.
- ___ If you get a no, send a thank you letter.
- ___ IF FUNDED !!!! Send a THANK YOU LETTER

NOTES

EMAIL: SUPPORT@
THEMOBILITYWORKSFOUNDATION.ORG
WWW.THEMOBILITYWORKSFOUNDATION.ORG

1500 CANTON ROAD, SUITE 208
AKRON OH 44312
PHONE: 1-866-723-5991

CHECKLIST

- ___ Determine what A.T. your child needs.
- ___ Get a cost estimate – a price quote.
- ___ Take a picture of your child with the A.T. item.
- ___ Get letter of medical necessity – L.M.N.
- ___ Gather insurance/financial documents needed.
- ___ Submit price quote and L.M.N. to insurance.
- ___ Research funding sources for best match.
- ___ Choose your top 5 matches.
- ___ Call each funding sources chosen.
- ___ Complete all forms required by funder.
- ___ Write a compelling ask letter – include photo.
- ___ Call funder if it's a no, ask why and reapply.
- ___ If you get a no, send a thank you letter.
- ___ IF FUNDED !!!! Send a THANK YOU LETTER

NOTES

ABOUT THE MOBILITY WORKS FOUNDATION

The MobilityWorks Foundation was founded in 2011. Headquartered in Akron, Ohio, The MobilityWorks Foundation is a non-profit organization that offers transportation support and services to special needs individuals, families, and organizations throughout the United States.

To date, The MobilityWorks Foundation has dispersed more than \$150,000 to individuals across the United States.

WHAT THEY FUND

Transportation support and services to special needs individuals, families, and organizations throughout the United States.

GUIDELINES

Contact organization for specific details.

APPLICATION PROCESS

If you would like to submit your preliminary request for funds so that we have it on file, please submit your contact information electronically through the website.

115 E 30TH ST, FL 1
NEW YORK, NY 10016
WWW.MODESTNEEDS.ORG

*MAIL-IN APPLICATIONS ARE NOT ACCEPTED,
MUST BE DONE ONLINE
*NO PHONE CALLS DUE TO SMALL STAFF

ABOUT MODEST NEEDS ORGANIZATION

Founded in 2002, Modest Needs is a non-profit organization with a unique, threefold mission. Modest Needs exists:

1. To responsibly provide short-term financial assistance to individuals and families in temporary crisis who, because they are working and live just above the poverty level, are ineligible for most types of conventional social assistance but who (like many of us) are living one or two lost paychecks away from the kind of financial catastrophe that eventually leads to homelessness;
2. To lessen the burden of state and federal agencies charged with the care of the truly indigent by doing everything in our power to stop these at-risk households from slipping into the cycle of poverty, despite the burden posed by an unanticipated, emergency expense; and
3. To promote compassion and generosity on the part of individual persons living in the United States and Canada, the areas that we serve, by standing as a living testament to the power of human kindness to change lives, no matter how much (or how little) a person has to share.

GUIDELINES

We provide detailed information regarding our grant qualification guidelines in our Frequently Asked Questions for Applicants, but generally, if an applicant's responses to the questions we ask in our online application indicate that the applicant's household meets our employment and income guidelines, Modest Needs will always give that applicant the opportunity to apply for a Self-Sufficiency grant.

Applicants should keep in mind that, during the application process, they will be asked to document information regarding their identities, incomes, employment, and the expense for which they are applying for Modest Needs' help to afford.

APPLICATION PROCESS

Must apply online.

CHECKLIST

- ___ Determine what A.T. your child needs.
- ___ Get a cost estimate – a price quote.
- ___ Take a picture of your child with the A.T. item.
- ___ Get letter of medical necessity – L.M.N.
- ___ Gather insurance/financial documents needed.
- ___ Submit price quote and L.M.N. to insurance.
- ___ Research funding sources for best match.
- ___ Choose your top 5 matches.
- ___ Call each funding sources chosen.
- ___ Complete all forms required by funder.
- ___ Write a compelling ask letter – include photo.
- ___ Call funder if it's a no, ask why and reapply.
- ___ If you get a no, send a thank you letter.
- ___ IF FUNDED !!!! Send a THANK YOU LETTER

NOTES

EMAIL: INFO@MOLLYTANGO.ORG
PHONE: 203-403-7070

P.O. BOX 15
RIDGEFIELD, CT 06877
WWW.MOLLYTANGO.ORG

CHECKLIST

CHECKLIST

- ___ Determine what A.T. your child needs.
- ___ Get a cost estimate – a price quote.
- ___ Take a picture of your child with the A.T. item.
- ___ Get letter of medical necessity – L.M.N.
- ___ Gather insurance/financial documents needed.
- ___ Submit price quote and L.M.N. to insurance.
- ___ Research funding sources for best match.
- ___ Choose your top 5 matches.
- ___ Call each funding sources chosen.
- ___ Complete all forms required by funder.
- ___ Write a compelling ask letter – include photo.
- ___ Call funder if it's a no, ask why and reapply.
- ___ If you get a no, send a thank you letter.
- ___ IF FUNDED !!!! Send a THANK YOU LETTER

NOTES

ABOUT THE THE MOLLY ANN TANGO FOUNDATION

The Molly Ann Tango Foundation was formed when Molly passed away and her father and mother, Todd Tango and Cathy Tango-Dykes, wanted to help other families who have children with special needs. The organization's goal is to give guidance and financial support to such families.

"It's hard enough, many times, taking care of a child with special needs. Then it seems that having the words 'special needs' added to the items that are needed to care for your child makes the cost go up. We want to help families facing those costs meet them."
– Cathy Tango-Dykes.

WHAT THEY FUND

The Molly Ann Tango Foundation helps finance the purchase of much-needed medical equipment and services when insurance is exhausted and other social programs are not available.

GUIDELINES

- The child must be 21 years of age or younger.
- The child must have a special need.

APPLICATION PROCESS

Complete the application on the website and either email or mail it to the organization.

6520 N. ANDREWS AVENUE
FORT LAUDERDALE, FL 33309

WWW.MSFOCUS.ORG/ASSISTIVE-TECHNOLOGY-PROGRAM.ASPX
TOLL FREE: 888-673-6287
EMAIL: SUPPORT@MSFOCUS.ORG

ABOUT THE MULTIPLE SCLEROSIS FOUNDATION
– ASSISTIVE TECHNOLOGY GRANT

The Multiple Sclerosis Foundation is a service-based, publicly funded 501(c)(3) nonprofit organization, with national headquarters in Fort Lauderdale, Florida. Established in 1986, the Multiple Sclerosis Foundation provides a comprehensive approach to helping people with MS maintain their health and well-being.

WHAT THEY FUND

The Multiple Sclerosis Foundation’s Assistive Technology Program may provide a product, locate a product or help with funding for a wide range of devices that allow individuals with MS to function more independently in daily living activities, as well as recreational, educational and vocational activities, including:

- Aids for daily living
- Orthotics
- Communication devices
- Seating, positioning and mobility devices
- Computers and computer aids
- Aids for vision and hearing
- Environmental control systems
- Cooling aids
- Architectural and vehicle modifications

GUIDELINES

The individual must be diagnosed with MS or be the parent of a minor child with MS.

- The applicant must be over 18 years of age.
- The individual must have no existing financial net (such as Medicaid or private insurance) to cover the request.
- The individual must grant the Multiple Sclerosis Foundation the right to use his/her name and photograph for promotional purposes.
- The individual must be a resident of the United States.
- Request must be for specific goods or services.

APPLICATION PROCESS

The application process requires verification of a diagnosis of MS and a brief essay from the applicant explaining how the request will enhance his/her quality of life. Applications are accepted from June 1 to September 1 of each year.

CHECKLIST

- ___ Determine what A.T. your child needs.
- ___ Get a cost estimate – a price quote.
- ___ Take a picture of your child with the A.T. item.
- ___ Get letter of medical necessity – L.M.N.
- ___ Gather insurance/financial documents needed.
- ___ Submit price quote and L.M.N. to insurance.
- ___ Research funding sources for best match.
- ___ Choose your top 5 matches.
- ___ Call each funding sources chosen.
- ___ Complete all forms required by funder.
- ___ Write a compelling ask letter – include photo.
- ___ Call funder if it’s a no, ask why and reapply.
- ___ If you get a no, send a thank you letter.
- ___ IF FUNDED !!!! Send a THANK YOU LETTER

NOTES

CHECKLIST

HTTP://WWW.MSFOCUS.ORG/BRIGHTER-TOMORROW-GRANT.ASPX
TOLL FREE: 888-673-6287
E-MAIL: SUPPORT@MSFOCUS.ORG

6520 NORTH ANDREWS AVENUE
FORT LAUDERDALE, FLORIDA 33309

CHECKLIST

CHECKLIST

- ___ Determine what A.T. your child needs.
- ___ Get a cost estimate – a price quote.
- ___ Take a picture of your child with the A.T. item.
- ___ Get letter of medical necessity – L.M.N.
- ___ Gather insurance/financial documents needed.
- ___ Submit price quote and L.M.N. to insurance.
- ___ Research funding sources for best match.
- ___ Choose your top 5 matches.
- ___ Call each funding sources chosen.
- ___ Complete all forms required by funder.
- ___ Write a compelling ask letter – include photo.
- ___ Call funder if it's a no, ask why and reapply.
- ___ If you get a no, send a thank you letter.
- ___ IF FUNDED !!!! Send a THANK YOU LETTER

NOTES

ABOUT THE MULTIPLE SCLEROSIS FOUNDATION – BRIGHTER TOMORROW GRANT

The Multiple Sclerosis Foundation is a service-based, publicly funded 501(c)(3) nonprofit organization, with national headquarters in Fort Lauderdale, Florida. Established in 1986, the Multiple Sclerosis Foundation provides a comprehensive approach to helping people with MS maintain their health and well-being. Families can receive programming and support to keep them self-sufficient and their homes safe, while educational programs heighten public awareness and promote understanding about the disease. Their priority is to serve with empathy, resourcefulness and responsibility.

WHAT THEY FUND

The goal of the grant is to provide individuals with MS for goods or services to improve their quality of life by enhancing safety, self-sufficiency, comfort or well-being.

Recipients of the Multiple Sclerosis Foundation's Brighter Tomorrow Grant have received appliances, televisions, furniture, hobby supplies, retreats and various home modifications.

GUIDELINES

- The individual must be diagnosed with MS, or be the parent of a minor child with MS.
- The applicant must be over 18 years of age.
- The individual must have no existing financial net (such as Medicaid or private insurance) to cover the request.
- The individual must grant the Multiple Sclerosis Foundation the right to use his/her name and photograph for promotional purposes.
- The individual must be a resident of the United States.
- Request must be for specific goods or services.
- Cash, medications or items available through current programs are not included.

APPLICATION PROCESS

Complete the application on the website. Applications are accepted from June 1 to September 1 of each year.

6520 N. ANDREWS AVENUE
FORT LAUDERDALE, FL 33309-2130
[HTTP://WWW.MSFOCUS.ORG/COMPUTER-GRANT-PROGRAM.ASPX](http://www.msfocus.org/computer-grant-program.aspx)

PROGRAM SERVICES ASSISTANCE, MS HELPLINE
TOLL FREE: 888-673-6287
FORT LAUDERDALE AREA: 954-776-6805
FAX: 954-351-0630 E-MAIL: SUPPORT@MSFOCUS.ORG

ABOUT THE MULTIPLE SCLEROSIS FOUNDATION – COMPUTER GRANT

The Multiple Sclerosis Foundation is a service-based, publicly funded 501(c)(3) nonprofit organization, with national headquarters in Fort Lauderdale, Florida. Established in 1986, the Multiple Sclerosis Foundation provides a comprehensive approach to helping people with MS maintain their health and well-being. Families can receive programming and support to keep them self-sufficient and their homes safe, while educational programs heighten public awareness and promote understanding about the disease. Their priority is to serve with empathy, resourcefulness and responsibility.

WHAT THEY FUND

The Multiple Sclerosis Foundation's Computer Grant Program provides refurbished desktop computers for individuals with MS on limited or fixed incomes. For those who do not know how to use a computer, training may be provided.

GUIDELINES

- The individual must be diagnosed with MS, or be the parent of a minor child with MS.
- The applicant must be over 18 years of age.
- The individual must have no existing financial net (such as Medicaid or private insurance) to cover the request.
- The individual must grant the Multiple Sclerosis Foundation the right to use his/her name and photograph for promotional purposes.
- The individual must be a resident of the United States.
- Request must be for specific goods or services.
- Cash, medications or items available through current programs are not included.

APPLICATION PROCESS

The application process requires verification of a diagnosis of MS and a brief essay from the applicant explaining how a computer will enhance his/her quality of life. If you would like to apply for a computer grant, complete the application on the website. Applications are accepted from June 1 to September 1 of each year.

CHECKLIST

- ___ Determine what A.T. your child needs.
- ___ Get a cost estimate – a price quote.
- ___ Take a picture of your child with the A.T. item.
- ___ Get letter of medical necessity – L.M.N.
- ___ Gather insurance/financial documents needed.
- ___ Submit price quote and L.M.N. to insurance.
- ___ Research funding sources for best match.
- ___ Choose your top 5 matches.
- ___ Call each funding sources chosen.
- ___ Complete all forms required by funder.
- ___ Write a compelling ask letter – include photo.
- ___ Call funder if it's a no, ask why and reapply.
- ___ If you get a no, send a thank you letter.
- ___ IF FUNDED !!!! Send a THANK YOU LETTER

NOTES

NATIONAL HELPLINE: 888-MSFOCUS
954-776-6805
EMAIL: SUPPORT@MSFOCUS.ORG

6520 NORTH ANDREWS AVENUE
FORT LAUDERDALE, FL 33309-2132
WWW.MSFOCUS.ORG

CHECKLIST

- ___ Determine what A.T. your child needs.
- ___ Get a cost estimate – a price quote.
- ___ Take a picture of your child with the A.T. item.
- ___ Get letter of medical necessity – L.M.N.
- ___ Gather insurance/financial documents needed.
- ___ Submit price quote and L.M.N. to insurance.
- ___ Research funding sources for best match.
- ___ Choose your top 5 matches.
- ___ Call each funding sources chosen.
- ___ Complete all forms required by funder.
- ___ Write a compelling ask letter – include photo.
- ___ Call funder if it's a no, ask why and reapply.
- ___ If you get a no, send a thank you letter.
- ___ IF FUNDED !!!! Send a THANK YOU LETTER

NOTES

ABOUT MULTIPLE SCLEROSIS FOUNDATION – HOMECARE GRANT PROGRAM

The MSF is a service-based, non-profit organization. With national headquarters in Fort Lauderdale, Florida, the MSF serves the nation from one central location. By eliminating the need for branch offices, we are able to maintain a more cost-effective and efficient operation while maintaining the highest quality service. Networking with independent, grassroots organizations gives us a local presence in communities around the nation.

WHAT THEY FUND

The MSF understands the daily needs and challenges that must be met by individuals with MS and their caregivers. In order to meet these needs in the most timely and efficient manner, the *MSF Home Care Assistance Grant Program* serves as a liaison between the patient and the local resources that are available to meet his or her specific needs. Should resources within the patient's community be unavailable, direct support will be *provided on a temporary basis through the MSF Home Care Assistance Grant Program*.

Available Services include

- Home Care,
- Therapy Visits,
- Respite Care

GUIDELINES

For more information on the *MSF Home Care Assistance Grant Program* or to access these services, call: (888) MSFOCUS (673-6287).

APPLICATION PROCESS

The *MSF Home Care Assistance Grant Program* will send the patient or other responsible party an application by mail. Applications for the *MSF Home Care Assistance Grant Program* are available online or via postal mail. Upon review, the Home Care Coordinator will determine what services will be provided through the MSF or if a referral to another resource is needed.

NATIONAL HEADQUARTERS
3300 E. SUNRISE DRIVE
TUCSON, AZ 85718

WWW.MDA.ORG
(800) 572-1717
MDA@MDAUSA.ORG

ABOUT THE MUSCULAR DYSTROPHY ASSOCIATION – EQUIPMENT ASSISTANCE

The Muscular Dystrophy Association is the world’s leading nonprofit health agency dedicated to finding treatments and cures for muscular dystrophy, amyotrophic lateral sclerosis (ALS) and other neuromuscular diseases. It does so by funding worldwide research; by providing comprehensive health care services and support to MDA families nationwide; and by rallying communities to fight back through advocacy, fundraising and local engagement.

WHAT THEY FUND

To the extent feasible and when available, the program provides good-condition, gently used wheelchairs and other medical equipment, such as shower chairs, hospital beds, walkers and canes, communication devices and similar items. MDA offers assistance with the cost of repairs and/or modifications to all types of durable medical equipment needed in connection with your or your loved one’s neuromuscular disease.

GUIDELINES

MDA’s national equipment program is open to anyone — regardless of age, employment or insurance coverage — for whom medical equipment has been recommended and prescribed by an MDA clinic doctor in relation to a neuromuscular disease diagnosis.

APPLICATION PROCESS

Contact your **local MDA office** for more information. See website for local chapter location.

CHECKLIST

- ___ Determine what A.T. your child needs.
- ___ Get a cost estimate – a price quote.
- ___ Take a picture of your child with the A.T. item.
- ___ Get letter of medical necessity – L.M.N.
- ___ Gather insurance/financial documents needed.
- ___ Submit price quote and L.M.N. to insurance.
- ___ Research funding sources for best match.
- ___ Choose your top 5 matches.
- ___ Call each funding sources chosen.
- ___ Complete all forms required by funder.
- ___ Write a compelling ask letter – include photo.
- ___ Call funder if it’s a no, ask why and reapply.
- ___ If you get a no, send a thank you letter.
- ___ IF FUNDED !!!! Send a THANK YOU LETTER

NOTES

CHECKLIST

WWW.MDA.ORG
(800) 572-1717
MDA@MDAUSA.ORG

NATIONAL HEADQUARTERS
3300 E. SUNRISE DRIVE
TUCSON, AZ 85718

CHECKLIST

CHECKLIST

- ___ Determine what A.T. your child needs.
- ___ Get a cost estimate – a price quote.
- ___ Take a picture of your child with the A.T. item.
- ___ Get letter of medical necessity – L.M.N.
- ___ Gather insurance/financial documents needed.
- ___ Submit price quote and L.M.N. to insurance.
- ___ Research funding sources for best match.
- ___ Choose your top 5 matches.
- ___ Call each funding sources chosen.
- ___ Complete all forms required by funder.
- ___ Write a compelling ask letter – include photo.
- ___ Call funder if it's a no, ask why and reapply.
- ___ If you get a no, send a thank you letter.
- ___ IF FUNDED !!!! Send a THANK YOU LETTER

NOTES

ABOUT THE MUSCULAR DYSTROPHY ASSOCIATION – FAMILY FUND

The Muscular Dystrophy Association is the world's leading nonprofit health agency dedicated to finding treatments and cures for muscular dystrophy, amyotrophic lateral sclerosis (ALS) and other neuromuscular diseases. It does so by funding worldwide research; by providing comprehensive health care services and support to MDA families nationwide; and by rallying communities to fight back through advocacy, fundraising and local engagement.

WHAT THEY FUND

MDA Family Fund provides funding for services and equipment.

GUIDELINES

MDA's national family fund is open to anyone — regardless of age, employment or insurance coverage — for whom medical equipment has been recommended and prescribed by an MDA clinic doctor in relation to a neuromuscular disease diagnosis.

APPLICATION PROCESS

Contact your **local MDA office** for more information. See website for local chapter locations.

MY GATEWAY TO OVERCOMING AUTISM FOR LIFE
P.O. BOX 531
MONMOUTH JUNCTION, NJ 08852

877-88-MYGOAL
WWW.MYGOALAUTISM.ORG
EMAIL: INFO@MYGOALAUTISM.ORG

ABOUT MYGOAL INC.

"MyGOAL Inc. is a 501(c) (3) nonprofit organization that exists to provide assistance to caregivers of individuals on the Autism Spectrum. The primary focus of MyGOAL is to help families with little economic power access the same therapies and programs as those with financial capabilities.

WHAT THEY FUND

MyGOAL Inc. is proud to offer a grant program for treatments (including vitamins and other nutritional needs) that may not otherwise be covered privately or by other third-party funding sources such as school districts, county programs, insurance, and/or other grant making entities. Although awarded to the primary caregiver, it is with the understanding that the grant will be used to benefit the individual(s) with Autism Spectrum Disorders.

GUIDELINES

Contact organization for guidelines.

APPLICATION PROCESS

Applications must be mailed or emailed to the organization. Incomplete applications will not be considered.

CHECKLIST

- ___ Determine what A.T. your child needs.
- ___ Get a cost estimate – a price quote.
- ___ Take a picture of your child with the A.T. item.
- ___ Get letter of medical necessity – L.M.N.
- ___ Gather insurance/financial documents needed.
- ___ Submit price quote and L.M.N. to insurance.
- ___ Research funding sources for best match.
- ___ Choose your top 5 matches.
- ___ Call each funding sources chosen.
- ___ Complete all forms required by funder.
- ___ Write a compelling ask letter – include photo.
- ___ Call funder if it's a no, ask why and reapply.
- ___ If you get a no, send a thank you letter.
- ___ IF FUNDED !!!! Send a THANK YOU LETTER

NOTES

TEL: (877) 622-2884
WWW.NATIONALAUTISMASSOCIATION.ORG

HELPING HAND PROJECT
ONE PARK AVENUE, SUITE 1
PORTSMOUTH, RI 02871

CHECKLIST

CHECKLIST

- ___ Determine what A.T. your child needs.
- ___ Get a cost estimate – a price quote.
- ___ Take a picture of your child with the A.T. item.
- ___ Get letter of medical necessity – L.M.N.
- ___ Gather insurance/financial documents needed.
- ___ Submit price quote and L.M.N. to insurance.
- ___ Research funding sources for best match.
- ___ Choose your top 5 matches.
- ___ Call each funding sources chosen.
- ___ Complete all forms required by funder.
- ___ Write a compelling ask letter – include photo.
- ___ Call funder if it's a no, ask why and reapply.
- ___ If you get a no, send a thank you letter.
- ___ IF FUNDED !!!! Send a THANK YOU LETTER

NOTES

ABOUT THE HELPING HAND PROJECT (NATIONAL AUTISM ASSOCIATION)

With greater autism numbers come greater need for services. Unfortunately, most insurance plans do not cover many necessary treatments. NAA's Helping Hand Program was developed as a financial aid tool for families that need it most. The program helps qualified families pay for medical services used to treat individuals diagnosed with autism.

WHAT THEY FUND

The Helping Hand Project provides families with financial assistance in getting necessary medical treatment, lab testing and physician-recommended supplements and therapies for their child with autism. Do not apply for this grant if you are seeking funds for camp tuition, respite care, fencing, trampolines, swing sets, trips to Disney World, etc.

GUIDELINES

Annual net income must be under \$50,000
Birth to age 21
Reside in the United States of America
Diagnosed with an autism spectrum disorder

APPLICATION PROCESS

Application form is available on website. It must be filled out clearly and completely. Mail the completed application and supporting documents to:
NATIONAL AUTISM ASSOCIATION
HELPING HAND PROJECT
One Park Avenue, Suite 1
Portsmouth, RI 02871
Tel: (877) 622-2884

WEST CHESTER, PA 19382
WWW.CRISTINA.ORG

PHONE: 203-863-9100
SEE WEBSITE FOR EMAIL CONTACT FORM.

ABOUT THE NATIONAL CRISTINA FOUNDATION

Founded in 1984, the National Cristina Foundation promotes the reuse of technology to give people with disabilities, students at risk and economically disadvantaged people the opportunity, through training, to lead more independent and productive lives. The National Cristina Foundation’s Cristina Network is a community of hundreds of organizations across the nation. The organizations have been pre-screened to verify that they are a 501(c)(3) nonprofit charity or school and are working to help people in need benefit from technology training and support.

WHAT THEY FUND

Organizations with nonprofit 501(c)(3) status, public schools and public agencies need to register to be a partner in the Cristina Network. Information about how to register as a partner is on the organization’s website.

GUIDELINES

Contact the National Cristina Foundation for specific guidelines.

APPLICATION PROCESS

Contact the National Cristina Foundation for specific information.

CHECKLIST

- ___ Determine what A.T. your child needs.
- ___ Get a cost estimate – a price quote.
- ___ Take a picture of your child with the A.T. item.
- ___ Get letter of medical necessity – L.M.N.
- ___ Gather insurance/financial documents needed.
- ___ Submit price quote and L.M.N. to insurance.
- ___ Research funding sources for best match.
- ___ Choose your top 5 matches.
- ___ Call each funding sources chosen.
- ___ Complete all forms required by funder.
- ___ Write a compelling ask letter – include photo.
- ___ Call funder if it’s a no, ask why and reapply.
- ___ If you get a no, send a thank you letter.
- ___ IF FUNDED !!!! Send a THANK YOU LETTER

NOTES

CHECKLIST

CHECKLIST

- ___ Determine what A.T. your child needs.
- ___ Get a cost estimate – a price quote.
- ___ Take a picture of your child with the A.T. item.
- ___ Get letter of medical necessity – L.M.N.
- ___ Gather insurance/financial documents needed.
- ___ Submit price quote and L.M.N. to insurance.
- ___ Research funding sources for best match.
- ___ Choose your top 5 matches.
- ___ Call each funding sources chosen.
- ___ Complete all forms required by funder.
- ___ Write a compelling ask letter – include photo.
- ___ Call funder if it's a no, ask why and reapply.
- ___ If you get a no, send a thank you letter.
- ___ IF FUNDED !!!! Send a THANK YOU LETTER

NOTES

ABOUT THE NATIONAL ORGANIZATION FOR RARE DISORDERS

The National Organization for Rare Disorders (NORD), a 501(c)(3) organization, is a unique federation of voluntary health organizations dedicated to helping people with rare “orphan” diseases and assisting the organizations that serve them. NORD is committed to the identification, treatment and cure of rare disorders through programs of education, advocacy, research and service. Any disease affecting fewer than 200,000 Americans is considered rare. There are nearly 7,000 such diseases affecting nearly 30 million Americans. NORD represents all patients and families in the United States affected by rare diseases.

WHAT THEY FUND

NORD offers programs to help patients access certain medications. These include free-drug, co-pay assistance, early and expanded access, emergency access and travel/lodging assistance.

GUIDELINES

- The individual must have an applicable diagnosis or physician referral.
- The individual must be a United States resident.
- The individual must meet NORD’s financial need criteria.

APPLICATION PROCESS

To apply for assistance or ask questions, contact a NORD representative with questions. See website for email submittal form or contact NORD.

700 CHILDREN'S DRIVE
COLUMBUS, OHIO 43205

WWW.NATIONWIDECCHILDRENS.ORG
PHONE: 614.722.2000

ABOUT NATIONWIDE CHILDREN'S HOSPITAL

At Nationwide Children's we are creating the future of pediatric health care. We consider every detail, every decision, and every aspect of the care we provide for every child. From the child who comes to us with pediatric cancer, congenital heart disease, or cystic fibrosis. To the child who comes to us with a sprain, a broken bone, or a simple fever. Here, the future health and potential of all children, is being shaped at The Children's Hospital. Here, our doctors are revolutionizing your child's health and the health of future generations.

WHAT THEY FUND

Healthy Start and Healthy Families are programs offer free (or low cost) health care coverage to families, children under age 19, and pregnant women. Coverage includes doctor visits, hospital care, and pregnancy related services. It will pay for medicine, vision, dental, substance abuse, mental health services and much more. Healthy Start is designed to keep working families working.

GUIDELINES

To Qualify for Healthy Start

- For children - must be at or below 200% of the FPL.
- For pregnant women - must be at or below 150% of the FPL.
- To Qualify for Healthy Families - must be at or below 100% of the Federal Poverty Level (FPL).
- Children and families with incomes between 151% - 200% of the federal poverty levels cannot have creditable health insurance at the time of application to be eligible for healthy start.

APPLICATION PROCESS

To get an application you can connect with the Ohio Department of Job and Family Services (ODJFS) in three ways:

- Call 1-800-324-8680 or TDD 1-800-292-3572
- Call Nationwide Children's at 614-722-9133 or 1-888-851-7590
- Visit their website:
<http://jfs.ohio.gov/OHP/consumer.stm>.

CHECKLIST

- ___ Determine what A.T. your child needs.
- ___ Get a cost estimate – a price quote.
- ___ Take a picture of your child with the A.T. item.
- ___ Get letter of medical necessity – L.M.N.
- ___ Gather insurance/financial documents needed.
- ___ Submit price quote and L.M.N. to insurance.
- ___ Research funding sources for best match.
- ___ Choose your top 5 matches.
- ___ Call each funding sources chosen.
- ___ Complete all forms required by funder.
- ___ Write a compelling ask letter – include photo.
- ___ Call funder if it's a no, ask why and reapply.
- ___ If you get a no, send a thank you letter.
- ___ IF FUNDED !!!! Send a THANK YOU LETTER

NOTES

TEL: (978) 422-9064 VOICE OR TDD
 FAX: (978) 422-3255
 EMAIL:INFO@NEADS.ORG

P.O. BOX 1100
 PRINCETON, MA 01541
 WWW.NEADS.ORG

CHECKLIST

- ___ Determine what A.T. your child needs.
- ___ Get a cost estimate – a price quote.
- ___ Take a picture of your child with the A.T. item.
- ___ Get letter of medical necessity – L.M.N.
- ___ Gather insurance/financial documents needed.
- ___ Submit price quote and L.M.N. to insurance.
- ___ Research funding sources for best match.
- ___ Choose your top 5 matches.
- ___ Call each funding sources chosen.
- ___ Complete all forms required by funder.
- ___ Write a compelling ask letter – include photo.
- ___ Call funder if it's a no, ask why and reapply.
- ___ If you get a no, send a thank you letter.
- ___ IF FUNDED !!!! Send a THANK YOU LETTER

NOTES

ABOUT NEADS (NATIONAL EDUCATION FOR ASSISTANCE DOG SERVICES)

NEADS (National Education for Assistance Dog Services, also known as Dogs for Deaf and Disabled Americans), is a 501(c)(3) non-profit organization that was established in 1976. Our Assistance Dogs become an extension of their handlers and bring freedom, physical autonomy and relief from social isolation to their human partners. Service Dogs assist children with a physical disability by performing tasks that the child cannot do or has trouble doing.

WHAT THEY FUND

NEADS places Assistance Dogs with children age 12 and up with the partnership of a parent or guardian (also known as a facilitator). This facilitator must live with the client and accompany him or her in all public places whenever the dog is present. Although the child is the main caregiver for the dog and does most of the work with the dog, the facilitator may take on some responsibility for assisting the child in the care, health and safety of the dog. Ultimately, the facilitator must make sure that the dog's needs are being met and that all training criteria are adhered to. [Facilitated service dogs do not attend school with children](#), since the facilitator must always accompany the dog and client in public places. After the child reaches the age of 15, young clients often mature enough to use their dog without the use of a facilitator, and may be retested and recertified to do so.

GUIDELINES

The average cost of raising and training a NEADS dog is over \$25,000. We ask our clients to fundraise or contribute a \$9,500 donation to NEADS. The balance is covered through additional donations made to the NEADS organization. We believe that it is important for our clients to participate in the fundraising process.

APPLICATION PROCESS

1. Fill out the proper application
2. Interview with our staff
3. Pay or get funding
4. Train on our campus
5. Graduate

549 MILLBURN AVE
SHORT HILLS, NJ, 07078
HTTP://WWW.NEW-EYES.ORG

PHONE 973-376-4903
INFO@NEW-EYES.ORG

ABOUT THE CHILDREN WITH SPECIAL NEEDS FUND

New Eyes empowers children and adults in the United States and overseas with the improved vision they need to pursue a better quality of life for themselves and their communities. 11 million people in the United States struggle with uncorrected vision and have no resources to buy eyeglasses. Uncorrected vision problems can seriously affect a person's life.

- For children, not having glasses can lead to poor self esteem, failure in the classroom, developmental delays, learning disabilities, social maladjustment, and even juvenile delinquency.
- For adults, the lack of corrective glasses can mean the difference between employment and unemployment.
- For seniors, poor vision can limit their ability to read medicine labels, navigate stairs and perform other tasks required to lead an independent life.

WHAT THEY FUND

A New Eyes voucher typically covers only the cost of a basic pair of single or lined bifocal eyeglasses.

GUIDELINES

- Meet the U.S. Poverty guidelines.
- Have had a recent eye exam. New Eyes does not pay for eye exams. Contact us if you need assistance in locating a source of free or low-cost eye exams.
- Have no other resources available to them to pay for glasses, including federal or state programs or assistance from local charitable organizations.

APPLICATION PROCESS

The application must be fully completed by both the social service agency and the applicant. Visit their website for more specific details.

CHECKLIST

- ___ Determine what A.T. your child needs.
- ___ Get a cost estimate – a price quote.
- ___ Take a picture of your child with the A.T. item.
- ___ Get letter of medical necessity – L.M.N.
- ___ Gather insurance/financial documents needed.
- ___ Submit price quote and L.M.N. to insurance.
- ___ Research funding sources for best match.
- ___ Choose your top 5 matches.
- ___ Call each funding sources chosen.
- ___ Complete all forms required by funder.
- ___ Write a compelling ask letter – include photo.
- ___ Call funder if it's a no, ask why and reapply.
- ___ If you get a no, send a thank you letter.
- ___ IF FUNDED !!!! Send a THANK YOU LETTER

NOTES

CHECKLIST

CHECKLIST

- ___ Determine what A.T. your child needs.
- ___ Get a cost estimate – a price quote.
- ___ Take a picture of your child with the A.T. item.
- ___ Get letter of medical necessity – L.M.N.
- ___ Gather insurance/financial documents needed.
- ___ Submit price quote and L.M.N. to insurance.
- ___ Research funding sources for best match.
- ___ Choose your top 5 matches.
- ___ Call each funding sources chosen.
- ___ Complete all forms required by funder.
- ___ Write a compelling ask letter – include photo.
- ___ Call funder if it's a no, ask why and reapply.
- ___ If you get a no, send a thank you letter.
- ___ IF FUNDED !!!! Send a THANK YOU LETTER

NOTES

ABOUT THE OBIE HARRINGTON-HOWES FOUNDATION

In 1997, Obie Harrington-Howes was paralyzed in a swimming accident at Jones Beach, New York. Obie's spinal cord injury prompted an immediate outpouring of concern from many of his friends who had come to know him through his involvement in philanthropic work and town athletic organizations. In response to the multitude of people who expressed their desire to help, the Obie Harrington-Howes Foundation, a tax-exempt public charity, was formed in 1998. In the past 14 years, the Obie Harrington-Howes Foundation has helped more than 250 individuals with spinal cord injuries in the state of Connecticut. The organization has established itself as a vital financial resource for individuals with spinal cord injuries, and no other organization provides similar grass roots support for this population. As an advocate, compassionate peer mentor and heart and soul of the organization, Obie spends countless hours visiting and counseling newly injured individuals and their families.

WHAT THEY FUND

- Wheelchairs, including sports wheelchairs
- Assorted durable medical equipment
- Computers and printers
- Tuition assistance
- Therapeutic leg braces
- Exercise equipment for rehabilitation
- Beds
- Ramps
- Donations towards the purchase of vehicles facilitating return to work or school
- Computerized speech augmentation devices
- Minor home renovations
- Door openers

GUIDELINES

Contact the Obie Harrington-Howes Foundation for specific guidelines.

APPLICATION PROCESS

Call the Obie Harrington-Howes Foundation to request an application.

8161 NORMANDALE BOULEVARD
MINNEAPOLIS, MN 55437
WWW.PARENTCENTERNETWORK.ORG

PHONE: 952-838-9000
TOLL FREE: 888-248-0822
EMAIL: ALLIANCE@TAALLIANCE.ORG

ABOUT THE PACER CENTER

The PACER Center's mission is to expand opportunities and enhance the quality of life of children and young adults with all disabilities and their families, based on the concept of parents helping parents. The ALLIANCE National Parent Technical Assistance Center (NPTAC), a project of the PACER Center, provides Parent Centers, Parent Training and Information Centers and Community Parent Resource Centers with innovative technical assistance, up-to-date information and high quality resources and materials. A major goal of NPTAC is to build the capacity of Parent Centers in order to improve results for children with disabilities up to 26 years of age in rural, urban and suburban areas and from underrepresented and underserved populations.

WHAT THEY FUND

The PACER Center offers over 40 specialty projects created to provide assistance to families of children with disabilities on a variety of special issues, including children with special health needs, assistive technology, social inclusion for children with disabilities, bullying prevention, transition issues and much more.

GUIDELINES

Contact the PACER Center for specific guidelines.

APPLICATION PROCESS

Contact the PACER Center for specific information.

CHECKLIST

- ___ Determine what A.T. your child needs.
- ___ Get a cost estimate – a price quote.
- ___ Take a picture of your child with the A.T. item.
- ___ Get letter of medical necessity – L.M.N.
- ___ Gather insurance/financial documents needed.
- ___ Submit price quote and L.M.N. to insurance.
- ___ Research funding sources for best match.
- ___ Choose your top 5 matches.
- ___ Call each funding sources chosen.
- ___ Complete all forms required by funder.
- ___ Write a compelling ask letter – include photo.
- ___ Call funder if it's a no, ask why and reapply.
- ___ If you get a no, send a thank you letter.
- ___ IF FUNDED !!!! Send a THANK YOU LETTER

NOTES

WWW.PARKERSPURPOSE.NET
EMAIL: PARKERSPURPOSE@GMAIL.COM

1056 HAZEL STREET
FREMONT, OH 43420
PHONE: (419) 334-7275

CHECKLIST

- ___ Determine what A.T. your child needs.
- ___ Get a cost estimate – a price quote.
- ___ Take a picture of your child with the A.T. item.
- ___ Get letter of medical necessity – L.M.N.
- ___ Gather insurance/financial documents needed.
- ___ Submit price quote and L.M.N. to insurance.
- ___ Research funding sources for best match.
- ___ Choose your top 5 matches.
- ___ Call each funding sources chosen.
- ___ Complete all forms required by funder.
- ___ Write a compelling ask letter – include photo.
- ___ Call funder if it's a no, ask why and reapply.
- ___ If you get a no, send a thank you letter.
- ___ IF FUNDED !!!! Send a THANK YOU LETTER

NOTES

ABOUT PARKER'S PURPOSE

The mission of Parker's Purpose is as follows: As individuals of Parker's Purpose we commit as part of our team to provide the highest level of service to individuals or groups in need. We will perform our service with integrity and respect to all individuals or groups and also hope to foster a positive self worth and self esteem to the individual giving. We will strive to provide funds and professional services, regardless of race, color and/or religion, as representatives of Parker's Purpose.

WHAT THEY FUND

We provide monetary assistance up to \$1000. These funds can be used as the recipient deems fit to help with their situation.

GUIDELINES

- Any family who has a minor (18 and under) with a life altering illness or disability that is in an immediate financial crisis due to unforeseen medical expenses.
- Families who live in Ohio will be first priority in providing assistance but will extend outside the state if deemed necessary.
- A recipient may only receive a grant once in a two year time span.

APPLICATION PROCESS

Application can be completed online or downloaded and printed.

CONTACT IS THROUGH WEBSITE ONLY

ABOUT PARTNERSHIP FOR PRESCRIPTION ASSISTANCE

The Partnership for Prescription Assistance brings together America’s biopharmaceutical companies, doctors, patient advocacy organizations and civic groups to help low-income, uninsured patients get free or nearly free brand-name medicines.

Our mission is to increase awareness of patient assistance programs and boost enrollment of those who are eligible. We offer a single point of access to more than 475 public and private programs, including nearly 200 offered by biopharmaceutical companies. We have already helped nearly 9.5 million Americans get free or reduced-cost prescription medicines.

WHAT THEY FUND

The Partnership for Prescription Assistance helps qualifying patients without prescription drug coverage get the medicines they need for free or nearly free.

GUIDELINES

Each patient assistance program has its own eligibility criteria. Complete the application process to see if you are eligible for one or more patient assistance programs. Please note that there some instances in which Medicaid beneficiaries may be eligible for patient assistance programs.

APPLICATION PROCESS

You can obtain an application through the Partnership for Prescription Assistance program portal. It will gather information needed to determine if you might qualify for an assistance program and provide you with the forms you need to apply.

CHECKLIST

- ___ Determine what A.T. your child needs.
- ___ Get a cost estimate – a price quote.
- ___ Take a picture of your child with the A.T. item.
- ___ Get letter of medical necessity – L.M.N.
- ___ Gather insurance/financial documents needed.
- ___ Submit price quote and L.M.N. to insurance.
- ___ Research funding sources for best match.
- ___ Choose your top 5 matches.
- ___ Call each funding sources chosen.
- ___ Complete all forms required by funder.
- ___ Write a compelling ask letter – include photo.
- ___ Call funder if it’s a no, ask why and reapply.
- ___ If you get a no, send a thank you letter.
- ___ IF FUNDED !!!! Send a THANK YOU LETTER

NOTES

CHECKLIST

CHECKLIST

- ___ Determine what A.T. your child needs.
- ___ Get a cost estimate – a price quote.
- ___ Take a picture of your child with the A.T. item.
- ___ Get letter of medical necessity – L.M.N.
- ___ Gather insurance/financial documents needed.
- ___ Submit price quote and L.M.N. to insurance.
- ___ Research funding sources for best match.
- ___ Choose your top 5 matches.
- ___ Call each funding sources chosen.
- ___ Complete all forms required by funder.
- ___ Write a compelling ask letter – include photo.
- ___ Call funder if it's a no, ask why and reapply.
- ___ If you get a no, send a thank you letter.
- ___ IF FUNDED !!!! Send a THANK YOU LETTER

NOTES

ABOUT PATIENT ADVOCATE FOUNDATION

Patient Advocate Foundation (PAF) is a national 501 (c) (3) non-profit organization which provides professional case management services to Americans with chronic, life threatening and debilitating illnesses. PAF case managers serve as active liaisons between the patient and their insurer, employer and/or creditors to resolve insurance, job retention and/or debt crisis matters as they relate to their diagnosis also assisted by doctors and healthcare attorneys. Patient Advocate Foundation seeks to safeguard patients through effective mediation assuring access to care, maintenance of employment and preservation of their financial stability.

WHAT THEY FUND

The PAF Co-Pay Relief Program, one of the self-contained divisions of PAF, provides direct financial assistance to insured patients (including Medicare Part D beneficiaries) who meet certain qualifications to help them pay for the prescriptions and/or treatments they need. This assistance helps patients afford the out-of-pocket costs for these items that their insurance companies require.

GUIDELINES

- Patient should be insured and insurance must cover the medication for which patient seeks assistance.
- Patient must have a confirmed diagnosis of the disease/ illness for which they seek financial assistance.
- Patient must reside and receive treatment in the United States.
- Patient's income must fall below 400% of the **Federal Poverty Guideline (FPG)** with consideration of the **Cost of Living Index (COLI)** and the number in the household.

APPLICATION PROCESS

- Patients may apply via the **Patient Online Application Portal** available 24 hours a day.
- Medical Providers may apply on behalf of their patients via the **Provider Online Application Portal** available 24 hours a day.
- Pharmacies may apply on behalf of their patients via the **Pharmacy Online Application Portal** available 24 hours a day.
- The program offers personal service to all patients through the use of an Application Specialist, personally guiding patients through the enrollment process toll free at **866-512-3861, Option 1.**

PO BOX 221858
CHARLOTTE, NC 28222

866-316-PANF (7263)
CONTACT@PANFOUNDATION.ORG

ABOUT PATIENT NETWORK FOUNDATION

The Patient Access Network Foundation (PAN) facilitates access to medical treatment for patients with chronic or life-threatening illness. PAN is dedicated to overcoming financial and other barriers to treatment, and works efficiently and collaboratively to help patients receive prescribed treatments and the care that best meets their needs. Since October 2004, PAN has awarded hundreds of millions of dollars in co-payment assistance to patients in need.

WHAT THEY FUND

PAN Foundation can consider for payment any co-payment, deductible, or co-insurance amount for medications that are used to treat the disease for which you have been awarded assistance. Medications that treat the side effects of your diagnosis are not covered, and charges for office visits and administration are not typically covered.

GUIDELINES

In order for patients to qualify for co-payment assistance with Patient Access Network, they must meet the following eligibility criteria:

- Patient is insured and insurance covers the medication for which the patient seeks assistance.
- The medication must treat the disease directly.
- Patient's income must be below a designated percentage of the Federal Poverty Level, depending on individual fund requirements.
- Patient must reside and receive treatment in the US. They do not need to be a US citizen.

APPLICATION PROCESS

Click here to apply online by answering basic questions about yourself and your household. You will need your most recent income documentation, your insurance cards, and your doctor's information. Once you have submitted the online application, you will be notified immediately on the screen whether your application has been approved. Once approved, you will be mailed a confirmation letter with eligibility dates and billing information.

Call toll-free at 1-866-316-PANF(7263) to speak with a case manager (English or Spanish speaker) who can help you through the application process and answer any questions. The case manager will ask some simple questions to determine if you qualify and will ask that you authorize the application through a virtual signature. The case manager will share your eligibility determination with you instantly on the same phone call. If you are not comfortable with virtual signature, we will mail a pre-filled application for you to sign. Complete that application and mail it or fax it to PAN.

CHECKLIST

- ___ Determine what A.T. your child needs.
- ___ Get a cost estimate – a price quote.
- ___ Take a picture of your child with the A.T. item.
- ___ Get letter of medical necessity – L.M.N.
- ___ Gather insurance/financial documents needed.
- ___ Submit price quote and L.M.N. to insurance.
- ___ Research funding sources for best match.
- ___ Choose your top 5 matches.
- ___ Call each funding sources chosen.
- ___ Complete all forms required by funder.
- ___ Write a compelling ask letter – include photo.
- ___ Call funder if it's a no, ask why and reapply.
- ___ If you get a no, send a thank you letter.
- ___ IF FUNDED !!!! Send a THANK YOU LETTER

NOTES

WWW.PJJRAF.ORG
TELEPHONE (313) 934-6950

PO BOX 04422
DETROIT, MI 48204

CHECKLIST

CHECKLIST

- ___ Determine what A.T. your child needs.
- ___ Get a cost estimate – a price quote.
- ___ Take a picture of your child with the A.T. item.
- ___ Get letter of medical necessity – L.M.N.
- ___ Gather insurance/financial documents needed.
- ___ Submit price quote and L.M.N. to insurance.
- ___ Research funding sources for best match.
- ___ Choose your top 5 matches.
- ___ Call each funding sources chosen.
- ___ Complete all forms required by funder.
- ___ Write a compelling ask letter – include photo.
- ___ Call funder if it's a no, ask why and reapply.
- ___ If you get a no, send a thank you letter.
- ___ IF FUNDED !!!! Send a THANK YOU LETTER

NOTES

**ABOUT PERVIS JACKSON JR.,
AUTISM FOUNDATION**

Everyone who knew Pervis Jackson personally knew that along with being a star performer on stage that off stage he was a star human being. He was an extremely generous and kind-hearted man. His acceptance of and love for Pervis Jr. who was handicapped by autism knew no bounds. Pervis wanted to start a fund to help needy parents of children with disabilities to get respite or other support services. It is in his honor that we establish the Pervis Jackson Jr. Autism Foundation.

Our Mission: To provide a spoonful of comfort to the parents of children handicapped by autism and other disabilities.

Our Vision: Parents impacted positively which creates a paradigm shift in how they care for their children with autism and other disabilities.

WHAT THEY FUND

Our Goal: To provide mini-grants to pay for services directly to parents. Grants can be used for:

- Camp Sessions
- Respite of Parent's Choice
- Cleaning Help
- Cooking Help
- Spa Day
- Urgent Bills
- Other Parent Needs

GUIDELINES

Contact organization for specific information.

APPLICATION PROCESS

Application form can be submitted electronically on the web.

625 WEST TOWN STREET
COLUMBUS, OH 43215

PHONE: 614.221.6367
FAX: 614.221.1577 625 WEST

ABOUT PILOT DOGS – GUIDE DOGS FOR THE BLIND

Pilot Dogs are available to legally blind individuals who would benefit from such dogs. An individual is considered legally blind if the visual acuity in their better eye is 20/200 with the best possible correction, or their visual field is 20 degrees or less.

WHAT THEY FUND

A sightless person who is physically and mentally capable of receiving benefit from the Pilot Dog may apply. Students of all races and creeds are served after being approved by the school's Student Selection Committee.

GUIDELINES

New students coming for their first guide dog will be required to live on-site for a 28-day familiarity and training session. Those who are seeking a second or third guide dog will only stay on site for two weeks.

APPLICATION PROCESS

1. Please complete the application form in typing or in legible pen and ink. Answer all questions as fully as possible.
2. Please give as references persons, other than family members, who know you well, whose judgment concerning your living conditions, character and personal habits can be respected.
3. A full length snapshot taken recently should accompany the return of the application. These can be ordinary camera shots, but must be full length, and at as close a view as possible to show height and weight proportions.
4. The medical form is to be completed by your physician.

CHECKLIST

- ___ Determine what A.T. your child needs.
- ___ Get a cost estimate – a price quote.
- ___ Take a picture of your child with the A.T. item.
- ___ Get letter of medical necessity – L.M.N.
- ___ Gather insurance/financial documents needed.
- ___ Submit price quote and L.M.N. to insurance.
- ___ Research funding sources for best match.
- ___ Choose your top 5 matches.
- ___ Call each funding sources chosen.
- ___ Complete all forms required by funder.
- ___ Write a compelling ask letter – include photo.
- ___ Call funder if it's a no, ask why and reapply.
- ___ If you get a no, send a thank you letter.
- ___ IF FUNDED !!!! Send a THANK YOU LETTER

NOTES

CHECKLIST

EMAIL: INFO@PRAYERCHILD.ORG
3903 E. HUBER ST. MESA, AZ 85205

ADMINISTRATOR: LAURA WASHINGTON
PHONE: 480-634-6086

CHECKLIST

- ___ Determine what A.T. your child needs.
- ___ Get a cost estimate – a price quote.
- ___ Take a picture of your child with the A.T. item.
- ___ Get letter of medical necessity – L.M.N.
- ___ Gather insurance/financial documents needed.
- ___ Submit price quote and L.M.N. to insurance.
- ___ Research funding sources for best match.
- ___ Choose your top 5 matches.
- ___ Call each funding sources chosen.
- ___ Complete all forms required by funder.
- ___ Write a compelling ask letter – include photo.
- ___ Call funder if it's a no, ask why and reapply.
- ___ If you get a no, send a thank you letter.
- ___ IF FUNDED !!!! Send a THANK YOU LETTER

NOTES

ABOUT PRAYER CHILD FOUNDATION

Founded in 2000 by Karen and Curt Waisath, the Prayer Child Foundation is a 501(c)(3) that seeks to make a difference in the lives of children with physical and emotional challenges by providing financial support, opportunity for involvement to help others and a hope for a positive future. The Prayer Child Foundation is managed by an all-volunteer staff, directed by Karen Waisath, President of the Foundation. Many children, by no fault of their own, are in need of help each and every day. Many of the children and their parents pray daily for a healthier life. The mission of the Prayer Child Foundation is to have a hand in answering their prayers and helping these children to have the joys of a normal childhood.

WHAT THEY FUND

The Foundation seeks to provide assistance to living children that are eighteen years old and younger with physical and emotional challenges.

GUIDELINES

- The need must align with the mission of the Prayer Child.
- Child must be under 18 years of age.
- Must be suffering due to no fault of their own, physically, mentally or emotionally.

APPLICATION PROCESS

Application must be submitted online.

PO BOX 5930
MIDLOTHIAN, VA 23112

FAX: (804) 744-5407
EMAIL: PSIOPS@UNEEDPSI.ORG

ABOUT PSI

Patient Services, Inc. (PSI) is the “ground breaking” 501(c)(3) non-profit, charitable organization of its kind. Over two decades ago, we recognized the importance of providing a “safety net” for patients with chronic illnesses who were struggling to keep up with expensive premiums and copayments. Since 1989 we have led the charge to provide much needed patient assistance, soliciting donations to fund thousands of patients and their families in a myriad of disease areas. Our caring staff is committed to supporting people with expensive chronic illnesses and conditions through locating solutions with health insurance and assisting with premiums and prescription copayments to facilitate positive health and well-being.

WHAT THEY FUND

Families affected by the listed Supported Illnesses are eligible to apply. Assistance is determined using a sliding scale that includes several factors such as household income, number of dependents, and the state in which you live.

You are welcome to contact a Patient Service Representative (PSR) if you should have questions about your assistance. You can reach us by calling 800-366-7741.

GUIDELINES

PSI has a quick online qualification tool available for you to determine if you may qualify for assistance before completing the application. Assistance is based on your household income. Qualification criteria vary by program. Determine if you may qualify by using our Income Prescreening Tool.

APPLICATION PROCESS

Applying for assistance should not require hours of endless paperwork. At PSI, we respect your personal time and know that spending time with family and friends is what really matters. That’s why we’ve created a quick online application process that is user friendly and easy to complete. The PSI family is committed to meeting your needs as quickly as possible! Applying for PSI assistance online allows for quicker processing of your request and as an added benefit, helps our environment by reducing paper.

CHECKLIST

- ____ Determine what A.T. your child needs.
- ____ Get a cost estimate – a price quote.
- ____ Take a picture of your child with the A.T. item.
- ____ Get letter of medical necessity – L.M.N.
- ____ Gather insurance/financial documents needed.
- ____ Submit price quote and L.M.N. to insurance.
- ____ Research funding sources for best match.
- ____ Choose your top 5 matches.
- ____ Call each funding sources chosen.
- ____ Complete all forms required by funder.
- ____ Write a compelling ask letter – include photo.
- ____ Call funder if it’s a no, ask why and reapply.
- ____ If you get a no, send a thank you letter.
- ____ IF FUNDED !!!! Send a THANK YOU LETTER

NOTES

CHECKLIST

TEL: (781) 356-4300 FAX: (781) 356-4551
 WWW.RTMAF.ORG
 EMAIL: INFO@RTMAF.ORG

PO BOX 850376
 175 CAMPANELLI
 BRAINTREE, MA 02185-0376

CHECKLIST

CHECKLIST

- ___ Determine what A.T. your child needs.
- ___ Get a cost estimate – a price quote.
- ___ Take a picture of your child with the A.T. item.
- ___ Get letter of medical necessity – L.M.N.
- ___ Gather insurance/financial documents needed.
- ___ Submit price quote and L.M.N. to insurance.
- ___ Research funding sources for best match.
- ___ Choose your top 5 matches.
- ___ Call each funding sources chosen.
- ___ Complete all forms required by funder.
- ___ Write a compelling ask letter – include photo.
- ___ Call funder if it's a no, ask why and reapply.
- ___ If you get a no, send a thank you letter.
- ___ IF FUNDED !!!! Send a THANK YOU LETTER

NOTES

ABOUT THE RAY TYE MEDICAL AID FOUNDATION

My husband was a man who adored ritual, celebration and tradition. He found such joy in helping to prepare for gatherings. He loved to set the table, polish the wine glasses and help with the dishes. He was all about being together and cherishing happy moments. As a man he was gentle, understanding and always affectionate; he was infinitely supportive. He was soft spoken (except while watching the Red Sox) and looked forward to small pleasures like a bowl of popcorn or a glass of freshly-squeezed juice. It was so easy to make him happy.

We humans strive for perfection but find its grasp illusive. Few among us reach the height of its calling, but I can tell you as Ray's wife that he attained a pinnacle of that great virtue, inspiring us to follow his lead in our dealings with the people we meet in this journey called life. Let me assure you that the work of The Ray Tye Medical Aid Foundation will continue with the same spirit, the same vigor and the same compassion it had during my husband's lifetime. He remains our guiding spirit; he was truly a light upon this earth and now shines on us from his eternal home. As hard as it is without him, we will move onward as Ray would have wished.

WHAT THEY FUND

The Ray Tye Medical Aid Foundation's charter and mission is dedicated to funding in-hospital life saving medical treatment and surgeries for those who do not have medical insurance, and for which no other financial resources are available.

APPLICATION PROCESS

The application form can be found on the website. It can be submitted electronically or downloaded and saved as a WORD document to fax or email at a later date.

P.O. BOX 42886
CINCINNATI, OH 45242

WWW.RXHOPE.COM
EMAIL: CUSTOMERSERVICE@RXHOPE.COM
PHONE: 877-267-0517

ABOUT RX HOPE

RxHope advocates for and helps people who need to get their medications for free or at a low cost. As an integral part of the Triplefin group of companies, RxHope is a highly professional team of caring and concerned people dedicated to making the patient assistance process as easy and comfortable as possible for the patient, the healthcare provider and the pharmaceutical company. RxHope is the largest independent web-based patient assistance resource that processes, fulfills and tracks the requests of people in need.

WHAT THEY FUND

Patient Assistance Programs are designed to support low income United States residents with free or low cost prescriptions. The programs usually cover brand name drugs only and are administered individually by the pharmaceutical companies that manufacture the drugs.

GUIDELINES

Contact RxHope for specific guidelines.

APPLICATION PROCESS

A physician, physician assistant, office manager or social worker can access the Patient Assistance Application link on the website, choose from the available products, fill out the application and mail or fax the application for signature verification to the proper address. Some products do not require a fax or mail and can be completed electronically. All information is sent to the pharmaceutical manufacturer for final approval and shipping.

CHECKLIST

- ___ Determine what A.T. your child needs.
- ___ Get a cost estimate – a price quote.
- ___ Take a picture of your child with the A.T. item.
- ___ Get letter of medical necessity – L.M.N.
- ___ Gather insurance/financial documents needed.
- ___ Submit price quote and L.M.N. to insurance.
- ___ Research funding sources for best match.
- ___ Choose your top 5 matches.
- ___ Call each funding sources chosen.
- ___ Complete all forms required by funder.
- ___ Write a compelling ask letter – include photo.
- ___ Call funder if it's a no, ask why and reapply.
- ___ If you get a no, send a thank you letter.
- ___ IF FUNDED !!!! Send a THANK YOU LETTER

NOTES

CHECKLIST

WWW.RSKFOUNDATION.ORG
 EMAIL: HELPINGFAMILIES@RSKFOUNDATION.ORG
 PHONE: 302-539-3181

P.O. BOX 30647
 WILMINGTON, DE 19805

CHECKLIST

- ___ Determine what A.T. your child needs.
- ___ Get a cost estimate – a price quote.
- ___ Take a picture of your child with the A.T. item.
- ___ Get letter of medical necessity – L.M.N.
- ___ Gather insurance/financial documents needed.
- ___ Submit price quote and L.M.N. to insurance.
- ___ Research funding sources for best match.
- ___ Choose your top 5 matches.
- ___ Call each funding sources chosen.
- ___ Complete all forms required by funder.
- ___ Write a compelling ask letter – include photo.
- ___ Call funder if it's a no, ask why and reapply.
- ___ If you get a no, send a thank you letter.
- ___ IF FUNDED !!!! Send a THANK YOU LETTER

NOTES

ABOUT THE RYAN SCOTT KAPPES FOUNDATION

The Ryan Scott Kappes Foundation is a nonprofit organization that was founded by Karie and Scott Kappes in memory of their son Ryan. A few hours after Ryan was born, doctors realized that he had a congenital heart defect. Ryan's condition required major surgery just days after birth to reverse his aorta and pulmonary artery, and he passed away two months later. During Ryan's hospitalization, Karie and Scott stayed at the hospital and spent every available moment by Ryan's side. They quickly realized that many children were alone at the hospital due to the financial strain extended hospitalizations impose on families with critically ill children. The realization that many families are separated due to financial constraints was the catalyst for starting the Ryan Scott Kappes Foundation. The organization's mission is to provide financial assistance to families of critically ill children so that the family can remain together during extended hospitalizations.

WHAT THEY FUND

The Ryan Scott Kappes Foundation provides grants to help with travel, lodging and living expenses for qualified participants.

GUIDELINES

Contact the Ryan Scott Kappes Foundation for specific guidelines.

APPLICATION PROCESS

Contact the Ryan Scott Kappes Foundation for specific information.

290 GEER ROAD
LEBANON, CT 06249

WWW.SAVETHEKID.ORG
EMAIL: INFO@SAVETHEKID.ORG
PHONE: 860-444-5373

ABOUT SAVE THE KID FUND

Save The Kid Fund is a charity dedicated to improving the lives of children by providing them with financial support for adaptive equipment, medical treatments, medications or opportunities they may not otherwise receive. The organization was founded in 1985 by Mike, a member of the Health Physics Department at Millstone Nuclear Power Station. When Connecticut passed a bottle deposit bill, Mike suggested that the soda can refund money be used to sponsor a child through Save The Children, Inc. As soda can donations grew, Save The Kid Fund was formed, and a children’s charity was born.

WHAT THEY FUND

Save The Kid Fund’s Freedom Program provides adaptive bicycles to children who cannot ride regular bicycles.

GUIDELINES

Contact Save The Kid Fund for specific guidelines.

APPLICATION PROCESS

Contact Save The Kid Fund for specific information.

CHECKLIST

- ___ Determine what A.T. your child needs.
- ___ Get a cost estimate – a price quote.
- ___ Take a picture of your child with the A.T. item.
- ___ Get letter of medical necessity – L.M.N.
- ___ Gather insurance/financial documents needed.
- ___ Submit price quote and L.M.N. to insurance.
- ___ Research funding sources for best match.
- ___ Choose your top 5 matches.
- ___ Call each funding sources chosen.
- ___ Complete all forms required by funder.
- ___ Write a compelling ask letter – include photo.
- ___ Call funder if it’s a no, ask why and reapply.
- ___ If you get a no, send a thank you letter.
- ___ IF FUNDED !!!! Send a THANK YOU LETTER

NOTES

CHECKLIST

CALL 800-777-8552
 FAX: 734-427-8552
 WWW.SEEDLINGS.ORG

P.O. BOX 51924
 LIVONIA, MI 48151-5924

CHECKLIST

CHECKLIST

- ___ Determine what A.T. your child needs.
- ___ Get a cost estimate – a price quote.
- ___ Take a picture of your child with the A.T. item.
- ___ Get letter of medical necessity – L.M.N.
- ___ Gather insurance/financial documents needed.
- ___ Submit price quote and L.M.N. to insurance.
- ___ Research funding sources for best match.
- ___ Choose your top 5 matches.
- ___ Call each funding sources chosen.
- ___ Complete all forms required by funder.
- ___ Write a compelling ask letter – include photo.
- ___ Call funder if it's a no, ask why and reapply.
- ___ If you get a no, send a thank you letter.
- ___ IF FUNDED !!!! Send a THANK YOU LETTER

NOTES

ABOUT THE SEEDLINGS BRAILLE BOOKS FOR CHILDREN

This program was originally called “Anna’s Book Angel Project” and was named in memory of our Director’s 19-year-old daughter who was killed by a drunk driver in 2001. Each year, blind children who were registered received one free book in Anna’s name, but now we want to do even more.

WHAT THEY FUND

Blind children in the U.S. and Canada can receive **two** free Braille books per year.

GUIDELINES

Must be a resident of the U.S. or Canada.
 Must be under 21 years of age.

APPLICATION PROCESS

Complete the REGISTRATION FORM & WISH LIST FOR FREE BOOKS on our website.

711 INDIAN ROAD
GLENVIEW, IL 60025

WWW.SILENTSTARS.ORG
PHONE: 847-644-6591

ABOUT SILENT STARS FOUNDATION

Silent Stars Foundation is a 501(c)(3) organization founded to raise awareness of childhood apraxia of speech and raise funds for apraxia research. Apraxia is a weakness in motor planning, and children with apraxia have trouble imitating and repeating the movements that come naturally to other children.

WHAT THEY FUND

Provide AAC devices for children who cannot afford them.

GUIDELINES

Contact Silent Stars Foundation for specific guidelines.

APPLICATION PROCESS

Contact Silent Stars Foundation for specific information.

CHECKLIST

- ___ Determine what A.T. your child needs.
- ___ Get a cost estimate – a price quote.
- ___ Take a picture of your child with the A.T. item.
- ___ Get letter of medical necessity – L.M.N.
- ___ Gather insurance/financial documents needed.
- ___ Submit price quote and L.M.N. to insurance.
- ___ Research funding sources for best match.
- ___ Choose your top 5 matches.
- ___ Call each funding sources chosen.
- ___ Complete all forms required by funder.
- ___ Write a compelling ask letter – include photo.
- ___ Call funder if it's a no, ask why and reapply.
- ___ If you get a no, send a thank you letter.
- ___ IF FUNDED !!!! Send a THANK YOU LETTER

NOTES

CHECKLIST

WWW.SMALLSTEPSINSPEECH.ORG
 EMAIL: APPLY@SMALLSTEPSINSPEECH.ORG
 FAX: 856-632-7741

ATTN: SERVICE COMMITTEE
 P.O. BOX 65
 EAGLEVILLE, PA 19408

CHECKLIST

- ___ Determine what A.T. your child needs.
- ___ Get a cost estimate – a price quote.
- ___ Take a picture of your child with the A.T. item.
- ___ Get letter of medical necessity – L.M.N.
- ___ Gather insurance/financial documents needed.
- ___ Submit price quote and L.M.N. to insurance.
- ___ Research funding sources for best match.
- ___ Choose your top 5 matches.
- ___ Call each funding sources chosen.
- ___ Complete all forms required by funder.
- ___ Write a compelling ask letter – include photo.
- ___ Call funder if it's a no, ask why and reapply.
- ___ If you get a no, send a thank you letter.
- ___ IF FUNDED !!!! Send a THANK YOU LETTER

NOTES

ABOUT SMALL STEPS IN SPEECH

The motivation behind Small Steps in Speech is to remember Staff Sgt. Marc J. Small. Marc was a Special Forces Operational Detachment-Alpha team medical sergeant who was killed while serving his country in Afghanistan. Marc planned on marrying Amanda Charney, a school-based speech and language pathologist specializing in early childhood development and developmental disorders. Marc had dreams of Amanda opening her own private practice and came up with the name "Small Steps in Speech" to symbolize her soon-to-be last name along with the small steps children must take to build their communication skills. When the heart breaking news came of Marc's passing, Amanda believed that starting this nonprofit foundation seemed like a good way to keep Marc Small's memory alive.

WHAT THEY FUND

Small Steps in Speech funds for speech therapy.

GUIDELINES

- Grants are awarded to children 22 years of age or younger.
- Grants are awarded to children who are legal United States citizens.

APPLICATION PROCESS

Completed applications may be mailed, emailed or faxed to Small Steps in Speech.

2405 GRAND BOULEVARD, SUITE 300
KANSAS CITY, MO 64108
WWW.SMILESCHANGELIVES.ORG

EMAIL: INFO@SMILESCHANGELIVES.ORG
TOLL FREE: 888-900-3554
PHONE: 816-421-4949

ABOUT SMILES CHANGE LIVES

The Virginia Brown Community Orthodontic Partnership was established in 1997 as a community-based orthodontic program to help children from low income families, whose self-esteem was impacted by having crooked teeth, receive orthodontic treatment. Now known as Smiles Change Lives, it has grown into a national organization with close to 750 orthodontists participating in the program. To date, over 5,000 children nationwide have received life-changing orthodontic treatment through Smiles Change Lives.

Smiles Change Lives matches children who need orthodontic treatment with caring orthodontists willing to provide such treatment. Each family must agree to abide by the program's rules and contribute a set amount to the organization to be approved for the program. Smiles Change Lives uses these funds to recruit more doctors willing to treat more children. In this way, each family truly pays it forward.

WHAT THEY FUND

Smiles Change Lives funds for orthodontic treatment for children from low income families.

GUIDELINES

- The child must be between 10 and 18 years of age.
- The child must have no more than four baby teeth.
- The child's general dentist must certify that the child has good dental hygiene.
- The child's cavities must be filled.
- The child must not be currently wearing braces.
- The family must have a total household income at or below 200% of the Federal Poverty Level.
- The family must be willing to pay the \$30 application fee and the \$600 required financial contribution per child.

APPLICATION PROCESS

Complete the application on the website.

CHECKLIST

- ___ Determine what A.T. your child needs.
- ___ Get a cost estimate – a price quote.
- ___ Take a picture of your child with the A.T. item.
- ___ Get letter of medical necessity – L.M.N.
- ___ Gather insurance/financial documents needed.
- ___ Submit price quote and L.M.N. to insurance.
- ___ Research funding sources for best match.
- ___ Choose your top 5 matches.
- ___ Call each funding sources chosen.
- ___ Complete all forms required by funder.
- ___ Write a compelling ask letter – include photo.
- ___ Call funder if it's a no, ask why and reapply.
- ___ If you get a no, send a thank you letter.
- ___ IF FUNDED !!!! Send a THANK YOU LETTER

NOTES

CHECKLIST

WWW.STARKEYHEARINGFOUNDATION.ORG
EMAIL: INFO@STARKEYFOUNDATION.ORG
PHONE: 866-354-3254

6700 WASHINGTON AVENUE SOUTH
EDEN PRAIRIE, MN 55344

CHECKLIST

- ___ Determine what A.T. your child needs.
- ___ Get a cost estimate – a price quote.
- ___ Take a picture of your child with the A.T. item.
- ___ Get letter of medical necessity – L.M.N.
- ___ Gather insurance/financial documents needed.
- ___ Submit price quote and L.M.N. to insurance.
- ___ Research funding sources for best match.
- ___ Choose your top 5 matches.
- ___ Call each funding sources chosen.
- ___ Complete all forms required by funder.
- ___ Write a compelling ask letter – include photo.
- ___ Call funder if it's a no, ask why and reapply.
- ___ If you get a no, send a thank you letter.
- ___ IF FUNDED !!!! Send a THANK YOU LETTER

NOTES

ABOUT STARKEY HEARING FOUNDATION

William F. Austin founded Starkey Hearing Foundation in 1984 with the premise: "Alone we can't do much, but together we can change the world." At this year's Clinton Global Initiative Annual Meeting, he reported on the "So the World May Hear" Commitment to Action: give one million people hearing aids within the decade. The organization's goal is to pursue its mission with commitment so that future generations can live in a world with more caring and peace.

WHAT THEY FUND

The Hear Now Program is committed to assisting United States residents, who have hearing loss but no resources to acquire hearing aids. Starkey Hearing Foundation provides the hearing aids and runs the program.

GUIDELINES

Contact Starkey Hearing Foundation for specific guidelines.

APPLICATION PROCESS

Contact Starkey Hearing Foundation for specific information.

400 WATER STREET, SUITE 250
ROCHESTER, MI 48307

WWW.SUITEDREAMSPROJECT.ORG
EMAIL: INFO@SDREAMS.ORG
PHONE: 248-601-0799

ABOUT THE SUITE DREAMS PROJECT

The Suite Dreams Project is a unique and innovative program of the General Sports Foundation, a Michigan nonprofit organization. The organization's mission is to bring comfort and joy to children affected by serious medical conditions by creating healing environments in their homes, hospitals and communities that improve their quality of life and speed up their recovery.

The Sweet Dreams Project utilizes the assistance of designers, artisans and volunteers to create these unique environments complete with healing elements specific to the needs of each child. The organization assists in procuring any furniture, materials and equipment necessary to create the suite of each child's dream.

WHAT THEY FUND

The Suite Dreams Project transforms bedrooms and other areas into beautiful healing spaces where children with life-threatening illnesses can rest and recover.

GUIDELINES

- The child must be under 18 years of age.
- The child must demonstrate a medical and economic need for this environment.

APPLICATION PROCESS

Contact the Suite Dreams Project for specific information.

CHECKLIST

- ___ Determine what A.T. your child needs.
- ___ Get a cost estimate – a price quote.
- ___ Take a picture of your child with the A.T. item.
- ___ Get letter of medical necessity – L.M.N.
- ___ Gather insurance/financial documents needed.
- ___ Submit price quote and L.M.N. to insurance.
- ___ Research funding sources for best match.
- ___ Choose your top 5 matches.
- ___ Call each funding sources chosen.
- ___ Complete all forms required by funder.
- ___ Write a compelling ask letter – include photo.
- ___ Call funder if it's a no, ask why and reapply.
- ___ If you get a no, send a thank you letter.
- ___ IF FUNDED !!!! Send a THANK YOU LETTER

NOTES

(360) 293-5609
 INFO@SUMMITDOGS.ORG
 SUMMITDOGS.ORG

PO BOX 699
 ANACORTES, WA 98221

CHECKLIST

CHECKLIST

- ___ Determine what A.T. your child needs.
- ___ Get a cost estimate – a price quote.
- ___ Take a picture of your child with the A.T. item.
- ___ Get letter of medical necessity – L.M.N.
- ___ Gather insurance/financial documents needed.
- ___ Submit price quote and L.M.N. to insurance.
- ___ Research funding sources for best match.
- ___ Choose your top 5 matches.
- ___ Call each funding sources chosen.
- ___ Complete all forms required by funder.
- ___ Write a compelling ask letter – include photo.
- ___ Call funder if it's a no, ask why and reapply.
- ___ If you get a no, send a thank you letter.
- ___ IF FUNDED !!!! Send a THANK YOU LETTER

NOTES

ABOUT SUMMIT ASSISTANCE DOGS

Through innovative partnerships with community organizations and volunteers, Summit carefully selects and trains dogs to assist with tasks that allow their partners to lead lives of greater independence. These tasks might include retrieving dropped objects, opening doors, retrieving an emergency telephone, or alerting a person who is hard of hearing to sounds. Perhaps even more important, our dogs help diminish depression, anxiety and loneliness by providing unconditional love and companionship.

WHAT THEY FUND

We give the gift of independence and increased self-reliance to people living with various disabilities. Our highly-skilled mobility, hearing and therapy dogs assist our clients with daily tasks and partner with them to live life with renewed confidence.

GUIDELINES

Anyone who can demonstrate a real need for and intent to use the services of an assistance dog can qualify. We have no upper or lower age limits, but applicants must demonstrate sufficient maturity and decision-making ability to manage a dog independently and ensure its quality of life. Therapy or service dogs for young children must be under the stewardship of a responsible adult.

We make placements primarily in the Pacific Northwest, but nationwide placement may be considered when follow-up care for the partnership can be assured.

Eligibility for our program will be determined by the Client Services.

APPLICATION PROCESS

There are several steps to the application process. Please see website for specific details.

PO BOX 767
FRAMINGHAM, MA 01701

508-270-8855 (PHONE)
508-270-6868 (FAX)
WWW.FLUTIEFOUNDATION.ORG

ABOUT THE DOUG FLUTIE, JR. FOUNDATION FOR AUTISM, JOEY'S FUND FAMILY GRANT PROGRAM

The Doug Flutie, Jr. Foundation for Autism was established by NFL quarterback Doug Flutie and his wife, Laurie, in honor of their son, Doug, Jr. who was diagnosed with autism at the age of three. Doug and Laurie are fortunate to have the resources to provide their son with the educational opportunities, special equipment and tools necessary for Doug, Jr. to live a happy and rewarding life. They realize, however, that there are thousands of families of children with autism who struggle every day to pay for similar services. Their primary objective is to provide families with a place to turn when they are in need of support and autism resources.

WHAT THEY FUND

Respite care
Computer software
Recreational programs
Medical bills
Horseback riding lessons
Therapies
Educational consultant's fees
Legal fees related to advocacy
Educational evaluations
Camp tuition
Art classes
Safety-related items such as fencing and service dogs
Social skills training books and educational videos
Music Classes/Instruments

GUIDELINES

Eligible families have a family member (or members) medically diagnosed with Autism Spectrum Disorder and reside in New England (Massachusetts, Connecticut, Rhode Island, Vermont, New Hampshire & Maine). Please note, we can only accept one application per family, up to \$3000.

APPLICATION PROCESS

The Joey's Fund Family Grant application will be available again in early February 2016. Please check the website for updated information.

CHECKLIST

- ___ Determine what A.T. your child needs.
- ___ Get a cost estimate – a price quote.
- ___ Take a picture of your child with the A.T. item.
- ___ Get letter of medical necessity – L.M.N.
- ___ Gather insurance/financial documents needed.
- ___ Submit price quote and L.M.N. to insurance.
- ___ Research funding sources for best match.
- ___ Choose your top 5 matches.
- ___ Call each funding sources chosen.
- ___ Complete all forms required by funder.
- ___ Write a compelling ask letter – include photo.
- ___ Call funder if it's a no, ask why and reapply.
- ___ If you get a no, send a thank you letter.
- ___ IF FUNDED !!!! Send a THANK YOU LETTER

NOTES

CHECKLIST

- ___ Determine what A.T. your child needs.
- ___ Get a cost estimate – a price quote.
- ___ Take a picture of your child with the A.T. item.
- ___ Get letter of medical necessity – L.M.N.
- ___ Gather insurance/financial documents needed.
- ___ Submit price quote and L.M.N. to insurance.
- ___ Research funding sources for best match.
- ___ Choose your top 5 matches.
- ___ Call each funding sources chosen.
- ___ Complete all forms required by funder.
- ___ Write a compelling ask letter – include photo.
- ___ Call funder if it's a no, ask why and reapply.
- ___ If you get a no, send a thank you letter.
- ___ IF FUNDED !!!! Send a THANK YOU LETTER

NOTES

ABOUT THE GWENDOLYN STRONG FOUNDATION

The Gwendolyn Strong Foundation's "SMA Community Grants" program will make financial grant contributions toward uncovered, tangible expenses associated with the challenges of SMA. While we can't fund projects in their entirety, we can help families reach their fundraising goals and hopefully feel less stress in getting their child or themselves what they need so they can live life to the fullest.

WHAT THEY FUND

All grant purposes will be considered, but some examples of categories that we're specifically interested in funding include:

- Wheelchair repairs or modifications
- Home modifications
- Accessible vehicles
- Standers, specialized wheelchairs, etc.
- Assistive technology
- Funeral expenses

GUIDELINES

Grant requests **MUST** meet ALL of the following to be considered:

1. The applicant **MUST** have SMA.
2. The purpose of the grant **MUST** be for something tangible that is typically not covered by insurance and/or other resources (federal, state, local, etc.).
3. The applicant, or others on their behalf, **MUST** be actively fundraising for the purpose of the grant.

Because expenses are so great, we ask that applicants are concurrently raising money for themselves through local community fundraisers. Friends and family can be doing this on your behalf. You will be asked to include a link or flyer to your personal fundraising efforts, how much is needed, and how much has already been raised.

APPLICATION PROCESS

Application must be submitted online. See website for link.

C/O HIKE BOARD EXECUTIVE SECRETARY
530 ELLIOTT STREET
COUNCIL BLUFFS, IA 51503

WWW.THEHIKEFUND.ORG

ABOUT THE HIKE FUND INC.

The HIKE Fund, Inc. was created in 1986 by Job's Daughters International to provide hearing and/or assistive listening devices to children in need. The organization has awarded many types of devices including, but not limited to, hearing aids, FM systems, closed caption converters, tactile units, alerting systems and specialized sports equipment to aid children with hearing loss in communication.

WHAT THEY FUND

The purpose of the HIKE Fund, Inc. is to provide hearing devices for children with hearing losses whose parents are unable to financially meet this special need.

GUIDELINES

- The child must be under 20 years of age.
- The child must have a need for a hearing aid or an assistive listening device.
- The child must have a financial need.

APPLICATION PROCESS

Complete the application on the website and mail it to the organization.

CHECKLIST

- ___ Determine what A.T. your child needs.
- ___ Get a cost estimate – a price quote.
- ___ Take a picture of your child with the A.T. item.
- ___ Get letter of medical necessity – L.M.N.
- ___ Gather insurance/financial documents needed.
- ___ Submit price quote and L.M.N. to insurance.
- ___ Research funding sources for best match.
- ___ Choose your top 5 matches.
- ___ Call each funding sources chosen.
- ___ Complete all forms required by funder.
- ___ Write a compelling ask letter – include photo.
- ___ Call funder if it's a no, ask why and reapply.
- ___ If you get a no, send a thank you letter.
- ___ IF FUNDED !!!! Send a THANK YOU LETTER

NOTES

CHECKLIST

- ___ Determine what A.T. your child needs.
- ___ Get a cost estimate – a price quote.
- ___ Take a picture of your child with the A.T. item.
- ___ Get letter of medical necessity – L.M.N.
- ___ Gather insurance/financial documents needed.
- ___ Submit price quote and L.M.N. to insurance.
- ___ Research funding sources for best match.
- ___ Choose your top 5 matches.
- ___ Call each funding sources chosen.
- ___ Complete all forms required by funder.
- ___ Write a compelling ask letter – include photo.
- ___ Call funder if it's a no, ask why and reapply.
- ___ If you get a no, send a thank you letter.
- ___ IF FUNDED !!!! Send a THANK YOU LETTER

NOTES

ABOUT THE M.O.R.G.A.N. PROJECT

The M.O.R.G.A.N. Project is a 501(c)(3) nonprofit organization, established by Robert and Kristen Malfara in honor of their son Morgan, who has a rare form of leukodystrophy. The organization promotes awareness and facilitates support for parents caring for children with special health care needs. To enhance the quality of life for these special families, the organization acts as a reference source for information, financial resources, used equipment exchanges, research and clinical studies, support groups and more.

WHAT THEY FUND

The M.O.R.G.A.N. Project carries a revolving list of items that continually varies.

GUIDELINES

Contact organization for specific guidelines.

APPLICATION PROCESS

Visit the website to apply, and submit applications electronically.

C/O COMMUNITY FOUNDATION OF SOUTH
GEORGIA (CFSG)
PO BOX 2654 THOMASVILLE, GA 31799

(229) 228-5088 PHONE
(888) 544-2317 TOLL FREE
(229) 228-0848 FAX

ABOUT THE OLIVE YOU FOUNDATION FUND

The Olive You Foundation was created in honor of Maggie and Luke Tarpley. Both had speech difficulties at an early age, but with ongoing therapy and support they found their voices. OU assists in helping children with speech and language disorders by funding supplemental therapies and treatments. OU also assists charitable organizations who serve children with communicative disorders.

Our purpose is to provide grants to help children who have speech and language disorders. Our goal is to allow children with communication difficulties the chance to better express themselves. The Olive You Foundation strives to provide children the opportunity to receive assistance to help improve their communication.

WHAT THEY FUND

We help pay for children with speech and language issues to receive the therapy treatments that are so necessary.

GUIDELINES

Contact organization for specific information.

APPLICATION PROCESS

Contact organization for specific information.

CHECKLIST

- ___ Determine what A.T. your child needs.
- ___ Get a cost estimate – a price quote.
- ___ Take a picture of your child with the A.T. item.
- ___ Get letter of medical necessity – L.M.N.
- ___ Gather insurance/financial documents needed.
- ___ Submit price quote and L.M.N. to insurance.
- ___ Research funding sources for best match.
- ___ Choose your top 5 matches.
- ___ Call each funding sources chosen.
- ___ Complete all forms required by funder.
- ___ Write a compelling ask letter – include photo.
- ___ Call funder if it's a no, ask why and reapply.
- ___ If you get a no, send a thank you letter.
- ___ IF FUNDED !!!! Send a THANK YOU LETTER

NOTES

WWW.THEWAYOUTFITTERS.COM
EMAIL: INFO@THEWAYOUTFITTERS.COM
PHONE: 830-792-9140

1123 ENCINO LOOP
KERRVILLE, TX 78028

CHECKLIST

- ___ Determine what A.T. your child needs.
- ___ Get a cost estimate – a price quote.
- ___ Take a picture of your child with the A.T. item.
- ___ Get letter of medical necessity – L.M.N.
- ___ Gather insurance/financial documents needed.
- ___ Submit price quote and L.M.N. to insurance.
- ___ Research funding sources for best match.
- ___ Choose your top 5 matches.
- ___ Call each funding sources chosen.
- ___ Complete all forms required by funder.
- ___ Write a compelling ask letter – include photo.
- ___ Call funder if it's a no, ask why and reapply.
- ___ If you get a no, send a thank you letter.
- ___ IF FUNDED !!!! Send a THANK YOU LETTER

NOTES

ABOUT THE WAY OUTFITTERS

The Way Outfitters provides wholesome outdoor adventure experiences of hunting, fishing and other activities for disabled, disadvantaged and terminally ill children and veterans. The adventure experiences are intended to provide education and excitement while exposing participants and staff to positive values. The Way Outfitters is a faith- based program, and Christian values are offered by the event staff and volunteers with parental approval.

WHAT THEY FUND

The Way Outfitters provides all activity costs for the guests and their parents or guardians.

GUIDELINES

- The child must have a serious disability or a terminal illness.
- Veterans must have a serious disability or a terminal illness.

APPLICATION PROCESS

Acceptance is based on the cost needed for the activity selected and if donations are on hand to cover the costs. Applicants are encouraged to check on availability and if there is a waiting list prior to completing the entire application form. This can be done by filling out the form on the website or contacting The Way Outfitters.

PO BOX 1080
AMHERST, MA 01004

INFO@THINKALIVE.ORG
WWW.THINKALIVE.ORG
(505) 470-3296

ABOUT THE THINK ALIVE FOUNDATION

Growing up, I was constantly reminded of my Cerebral Palsy. My classmates tied their shoes and ran off to the playground while I sadly waited as Ms. McTaggart, my teacher, tied mine for me. Tired of such embarrassment, I became determined to overcome the barriers of my disability and become “normal” like my friends. My work began immediately. After weeks of focused effort, I tied my very first shoe by myself. Exhilarated from this triumph, I realized that setting small, reachable goals was the key to redefining my disability.

Each achievement propelled me to pursue greater heights. Diligence, hard work, and time allowed me to succeed in activities I never thought I could: I became a starter on my high school’s Varsity basketball team. I soon eyed two very expensive new goals: to compete in the Paralympics and move on to college. Despite my disability, I was determined achieve my newest personal aspirations.

The Achievement Grant is a micro-granting program designed to provide financing for the goals of disabled adolescents. Most importantly, these grants are meant for those at all levels of individual development.

WHAT THEY FUND

Lessons, equipment, travel expenses, entrance fees, and other costs associated with personal passions, aspirations or goals are acceptable. Grants can be in the athletic, artistic, musical/ theater, or almost any other unique arena.

GUIDELINES

Youth 21 years of age and under with a documented disability are eligible.

APPLICATION PROCESS

The application can be submitted online or printed and mailed to the address above.

CHECKLIST

- ___ Determine what A.T. your child needs.
- ___ Get a cost estimate – a price quote.
- ___ Take a picture of your child with the A.T. item.
- ___ Get letter of medical necessity – L.M.N.
- ___ Gather insurance/financial documents needed.
- ___ Submit price quote and L.M.N. to insurance.
- ___ Research funding sources for best match.
- ___ Choose your top 5 matches.
- ___ Call each funding sources chosen.
- ___ Complete all forms required by funder.
- ___ Write a compelling ask letter – include photo.
- ___ Call funder if it’s a no, ask why and reapply.
- ___ If you get a no, send a thank you letter.
- ___ IF FUNDED !!!! Send a THANK YOU LETTER

NOTES

CHECKLIST

CHECKLIST

- ___ Determine what A.T. your child needs.
- ___ Get a cost estimate – a price quote.
- ___ Take a picture of your child with the A.T. item.
- ___ Get letter of medical necessity – L.M.N.
- ___ Gather insurance/financial documents needed.
- ___ Submit price quote and L.M.N. to insurance.
- ___ Research funding sources for best match.
- ___ Choose your top 5 matches.
- ___ Call each funding sources chosen.
- ___ Complete all forms required by funder.
- ___ Write a compelling ask letter – include photo.
- ___ Call funder if it's a no, ask why and reapply.
- ___ If you get a no, send a thank you letter.
- ___ IF FUNDED !!!! Send a THANK YOU LETTER

NOTES

ABOUT THE TRAVELERS PROTECTIVE ASSOCIATION OF AMERICA

The Travelers Protective Association of America consists of Divisions (States), each composed of Posts in various cities, with National Headquarters in St. Charles, Missouri. There are no paid salesmen or recruiting costs; growth is achieved by the voluntary efforts of existing members, one member inviting their friends and family to participate.

The society's purposes are a threefold blend of benefits for its members, their families and for the community, functioning in these major areas of Fraternalism, Safety Project and Community Service and Membership Benefits.

WHAT THEY FUND

financial aid to people who suffer deafness or hearing impairment and who need assistance in obtaining mechanical devices, medical or specialized treatment or specialized education as well as speech classes, note takers, interpreters, etc. and in other areas of need **that are directly related to hearing impairment.**

GUIDELINES

See application for specific guidelines.

APPLICATION PROCESS

Application is available through the website. Complete the application and mail it to:
Scholarship Trust for the Hearing Impaired
2041 Exchange Drive, Saint Charles,
Missouri 63303

HEMENWAY & BARNES LLP
60 STATE STREET, 8TH FLOOR
BOSTON, MA 02109

WWW.TRAVISROYFOUNDATION.ORG
PHONE: 617-619-8257 FAX: 617-227-0781
EMAIL: INFO@TRAVISROYFOUNDATION.ORG

ABOUT TRAVIS ROY FOUNDATION

Moments into his first collegiate game as a Boston University freshman, Travis Roy, a young hopeful in the world of hockey, was driven into the boards in a freak accident and was paralyzed. Though imprisoned for months in a hospital bed, then confined to a wheelchair, Travis gradually found the grit and the will to reclaim for himself a fulfilling and productive life. Ultimately, as Travis's struggle became national news, an entire country became his fan club – cheering him on as he adjusted to daily life and rooting for him when he established the Travis Roy Foundation, which is dedicated to research and one-on-one assistance for spinal injury cases. The organization is dedicated to enhancing the life of individuals with spinal cord injuries and their families by providing adaptive equipment and to finding a cure through increased funding of research, resulting in self-reliance and the ability to be as independent as possible.

WHAT THEY FUND

The Travis Roy Foundation currently funds only for necessary equipment, such as wheelchairs, beds, home modifications and more. Temporarily there is no funding available for recreational equipment.

GUIDELINES

- The individual must reside in the United States.
- The individual must be paraplegic or quadriplegic due to a spinal cord injury.
- The individual must demonstrate financial need.
- Grants available up to \$7,500.

APPLICATION PROCESS

Complete the application on the website and mail it to the organization's address.

CHECKLIST

- ___ Determine what A.T. your child needs.
- ___ Get a cost estimate – a price quote.
- ___ Take a picture of your child with the A.T. item.
- ___ Get letter of medical necessity – L.M.N.
- ___ Gather insurance/financial documents needed.
- ___ Submit price quote and L.M.N. to insurance.
- ___ Research funding sources for best match.
- ___ Choose your top 5 matches.
- ___ Call each funding sources chosen.
- ___ Complete all forms required by funder.
- ___ Write a compelling ask letter – include photo.
- ___ Call funder if it's a no, ask why and reapply.
- ___ If you get a no, send a thank you letter.
- ___ IF FUNDED !!!! Send a THANK YOU LETTER

NOTES

CHECKLIST

- ___ Determine what A.T. your child needs.
- ___ Get a cost estimate – a price quote.
- ___ Take a picture of your child with the A.T. item.
- ___ Get letter of medical necessity – L.M.N.
- ___ Gather insurance/financial documents needed.
- ___ Submit price quote and L.M.N. to insurance.
- ___ Research funding sources for best match.
- ___ Choose your top 5 matches.
- ___ Call each funding sources chosen.
- ___ Complete all forms required by funder.
- ___ Write a compelling ask letter – include photo.
- ___ Call funder if it's a no, ask why and reapply.
- ___ If you get a no, send a thank you letter.
- ___ IF FUNDED !!!! Send a THANK YOU LETTER

NOTES

ABOUT TRIUMPH FOUNDATION

Triumph Foundation is a 501(c) (3) nonprofit organization whose mission is to help individuals with spinal cord injuries triumph over their disability, minimize the obstacles they must face and inspire them to keep moving forward with their lives by pushing themselves to get better every day.

WHAT THEY FUND

Triumph Foundation helps people plan home modifications for wheelchair accessibility, assists people with financial constraint, expands disabled sports and fitness opportunities and provides mentorship and advocacy.

GUIDELINES

Contact Triumph Foundation for specific guidelines.

APPLICATION PROCESS

Contact Triumph Foundation for specific information.

PO BOX 740849
ARVADA, CO 80006
WWW.TWOANGELSFUNDATION.ORG

PHONE: 720-940-6078
EMAIL: INFO@TWOANGELSFUNDATION.ORG

ABOUT THE TWO ANGELS FOUNDATION, INC.

The Two Angels Foundation, Inc. was organized in the memory of Allyson and Rachel Mohatt, who were both diagnosed with nemaline myopathy, a rare form of muscular dystrophy. Providing them with the most normal life possible was their family's primary goal before they both passed away at the age of five. Because Allyson and Rachel touched so many lives, friends and family came together to form the Two Angels Foundation, Inc. Because obtaining funding for adaptive equipment can be a financial burden for many families, the organization will help purchase adaptive equipment for home and school.

WHAT THEY FUND

The Two Angels Foundation, Inc. helps families purchase recreational adaptive equipment for physically disabled children and equipment to allow those children to participate at school.

GUIDELINES

Contact the Two Angels Foundation, Inc. for specific guidelines.

APPLICATION PROCESS

Complete the application on the website, or download it and mail to the organization.

CHECKLIST

- ___ Determine what A.T. your child needs.
- ___ Get a cost estimate – a price quote.
- ___ Take a picture of your child with the A.T. item.
- ___ Get letter of medical necessity – L.M.N.
- ___ Gather insurance/financial documents needed.
- ___ Submit price quote and L.M.N. to insurance.
- ___ Research funding sources for best match.
- ___ Choose your top 5 matches.
- ___ Call each funding sources chosen.
- ___ Complete all forms required by funder.
- ___ Write a compelling ask letter – include photo.
- ___ Call funder if it's a no, ask why and reapply.
- ___ If you get a no, send a thank you letter.
- ___ IF FUNDED !!!! Send a THANK YOU LETTER

NOTES

CHECKLIST

- ___ Determine what A.T. your child needs.
- ___ Get a cost estimate – a price quote.
- ___ Take a picture of your child with the A.T. item.
- ___ Get letter of medical necessity – L.M.N.
- ___ Gather insurance/financial documents needed.
- ___ Submit price quote and L.M.N. to insurance.
- ___ Research funding sources for best match.
- ___ Choose your top 5 matches.
- ___ Call each funding sources chosen.
- ___ Complete all forms required by funder.
- ___ Write a compelling ask letter – include photo.
- ___ Call funder if it's a no, ask why and reapply.
- ___ If you get a no, send a thank you letter.
- ___ IF FUNDED !!!! Send a THANK YOU LETTER

NOTES

ABOUT UNITED HEALTHCARE CHILDREN'S FOUNDATION

The United Healthcare Children's Foundation is a 501(c)(3) nonprofit charity dedicated to enhancing the quality of children's lives. The organization provides financial assistance to help families gain access to medically related services that are not covered, or not fully covered, by the available commercial health insurance plan, and that may have the potential to significantly enhance children's clinical conditions.

WHAT THEY FUND

The United Healthcare Children's Foundation provides financial assistance toward the family's share of the cost of medical services.

GUIDELINES

- The child must be 16 years of age or younger.
- The child must live in the United States and receive and pay for care/items in the United States.
- The child must be covered by a commercial health insurance plan.
- Limits for the requested service are either exceeded or no coverage is available and/or the costs are a serious financial burden on the family.

APPLICATION PROCESS

Complete the application on the website. Note that once an application is started, progress cannot be saved and accessed later.

4601 WILSHIRE BOULEVARD, SUITE 260
LOS ANGELES, CA 90010

PHONE: 800-359-3722
FAX: 517-335-8055
EMAIL: CSNFUND@MICHIGAN.GOV

ABOUT VARIETY – THE CHILDREN’S CHARITY OF THE U.S.

The chapters of Variety – The Children’s Charity are a multi-million dollar philanthropic organization with locations throughout the United States. Starting with a baby left on the doorsteps of a movie theater in 1928, the organization has continued to be a group of local business men and women, many of whom hail from the theater and movie business, reaching out to children in need.

Variety’s National Mobility Program provides much needed assistance to children with mobility concerns. These children want to be active members of their communities, but they need what many people take for granted: access. For children with disabilities, this means having the freedom to go where they want to. With the advent of many new mobility technologies, this access is becoming available to more and more children. The goal of the Mobility Program is to see that they get it.

WHAT THEY FUND

Examples include:

- Electric and manual wheelchairs
- Stair glides
- Ramps
- Van lifts
- Adaptive car seats
- Strollers
- Walkers
- Stenders
- Adaptive bicycles and tricycles
- Bath equipment
- Assistive technology
- House modifications in cases where the family owns the home

GUIDELINES

- The child must be 21 years of age or younger.
- The family’s need must not be met by any other source, including family, school, insurance and service program resources.

APPLICATION PROCESS

Check website for local chapters. If a Variety chapter exists in the child’s area, the family may apply there. If not, the family may apply with U.S. Variety. Print the application found online, fill out completely and mail it. Contact the organization for assistance.

CHECKLIST

- ___ Determine what A.T. your child needs.
- ___ Get a cost estimate – a price quote.
- ___ Take a picture of your child with the A.T. item.
- ___ Get letter of medical necessity – L.M.N.
- ___ Gather insurance/financial documents needed.
- ___ Submit price quote and L.M.N. to insurance.
- ___ Research funding sources for best match.
- ___ Choose your top 5 matches.
- ___ Call each funding sources chosen.
- ___ Complete all forms required by funder.
- ___ Write a compelling ask letter – include photo.
- ___ Call funder if it’s a no, ask why and reapply.
- ___ If you get a no, send a thank you letter.
- ___ IF FUNDED !!!! Send a THANK YOU LETTER

NOTES

CHECKLIST

- ___ Determine what A.T. your child needs.
- ___ Get a cost estimate – a price quote.
- ___ Take a picture of your child with the A.T. item.
- ___ Get letter of medical necessity – L.M.N.
- ___ Gather insurance/financial documents needed.
- ___ Submit price quote and L.M.N. to insurance.
- ___ Research funding sources for best match.
- ___ Choose your top 5 matches.
- ___ Call each funding sources chosen.
- ___ Complete all forms required by funder.
- ___ Write a compelling ask letter – include photo.
- ___ Call funder if it's a no, ask why and reapply.
- ___ If you get a no, send a thank you letter.
- ___ IF FUNDED !!!! Send a THANK YOU LETTER

NOTES

ABOUT WALKING WITH ANTHONY

Tragically thousands of individuals with SCI (Spinal Cord Injury) are needlessly trapped in a wheelchair. Every day medical establishments tell these individuals that they will never walk again.

Although proven therapies and solutions for those with SCI are already in existence, they are unavailable to the average person. Insurance does not cover it. It takes hundreds of thousands of dollars to get just one victim out of a wheelchair. This astronomical cost is what prohibits many people from the reality of walking again.

Walking With Anthony's mission is to forever change the recovery outcome of spinal cord injury, currently perceived as unchangeable.

WHAT THEY FUND

Provide Financial Assistance to Individuals with SCI.

GUIDELINES

See website for specific guidelines.

APPLICATION PROCESS

Print and mail the completed application to the address above.

1976 S. PINELLAS AVE.
TARPON SPRINGS, FL 34689

WWW.WHEELCHAIRS4KIDS.ORG
727-946-0963
INFO@WHEELCHAIRS4KIDS.ORG

ABOUT THE WHEELCHAIRS 4 KIDS

Wheelchairs 4 Kids is a 501 (c) (3) nonprofit organization dedicated to improving the lives of children with physical disabilities. Many children faced with living with physical disabilities are in wheelchairs that are too small, in disrepair, or do not fit the needs of the child. Children outgrow their wheelchairs before government or insurance programs will allow for a replacement. Not only is it unsafe for a child to be in a chair that is inadequate for their needs, but it can impact their health in numerous ways including scoliosis, respiratory problems and pressure sores. In addition, families are faced with trying to care for their special needs children in homes that have not been modified to meet their specific circumstances. Imagine trying to lift your teenager in and out of bed or a bathtub without assistive devices or a modified bathroom. Picture a child in a home where they can't get upstairs. Our name may be Wheelchairs 4 Kids, but we do so much more. We have provided custom wheelchairs, widened doors, built ramps and provided wheelchair lifts and carriers for vehicles. We have given children standers and gait trainers and even installed a stairlift allowing a child to reach the second level of their home. Everyone at Wheelchairs 4 Kids is working hard to address this much neglected need.

WHAT THEY FUND

We provide wheelchairs, gait trainers, AFO's, hooyer lifts, bathing solutions, vehicle modifications (contingent on the type of vehicle) and some home modifications providing the family owns the home.

GUIDELINES

The child must be under the age of 21 and have a member of their medical team verify their medical condition and mobility needs. Every situation is unique and it is our goal to work together with the family to ensure that the best solution is reached. If covered by Medicaid or another insurer, we do request that proof of denial accompany the application.

APPLICATION PROCESS

If you know of a child that may benefit from our services, please visit the referral page and send us the information. You must be able to provide accurate contact information for the parents or guardian.

CHECKLIST

- ___ Determine what A.T. your child needs.
- ___ Get a cost estimate – a price quote.
- ___ Take a picture of your child with the A.T. item.
- ___ Get letter of medical necessity – L.M.N.
- ___ Gather insurance/financial documents needed.
- ___ Submit price quote and L.M.N. to insurance.
- ___ Research funding sources for best match.
- ___ Choose your top 5 matches.
- ___ Call each funding sources chosen.
- ___ Complete all forms required by funder.
- ___ Write a compelling ask letter – include photo.
- ___ Call funder if it's a no, ask why and reapply.
- ___ If you get a no, send a thank you letter.
- ___ IF FUNDED !!!! Send a THANK YOU LETTER

NOTES

PHONE: 503-257-1401
 WWW.WHEELTOWALK.COM
 EMAIL: INFO@WHEELTOWALK.COM

PO BOX 20146
 PORTLAND, OREGON 97294

CHECKLIST

CHECKLIST

- ___ Determine what A.T. your child needs.
- ___ Get a cost estimate – a price quote.
- ___ Take a picture of your child with the A.T. item.
- ___ Get letter of medical necessity – L.M.N.
- ___ Gather insurance/financial documents needed.
- ___ Submit price quote and L.M.N. to insurance.
- ___ Research funding sources for best match.
- ___ Choose your top 5 matches.
- ___ Call each funding sources chosen.
- ___ Complete all forms required by funder.
- ___ Write a compelling ask letter – include photo.
- ___ Call funder if it's a no, ask why and reapply.
- ___ If you get a no, send a thank you letter.
- ___ IF FUNDED !!!! Send a THANK YOU LETTER

NOTES

ABOUT THE WHEEL TO WALK FOUNDATION

When Sandy Getman's granddaughter was diagnosed with spinal muscular atrophy at the age of two, she knew she had to do something. Sandy held her first fundraiser and brought in \$200, and she was thrilled to be able to donate that money to the Muscular Dystrophy Association. Since then, the Wheel to Walk Foundation was formed. The organization focuses on helping disabled children by purchasing medical equipment when they are denied by their insurance company. To date, the organization has helped over 1,000 children and their families get the essential equipment needed to help with day-to-day activities.

WHAT THEY FUND

The Wheel to Walk Foundation purchases items such as shower chairs, therapy bikes, special beds, communication devices, speech therapy, wheelchairs and more that insurance companies have denied. The organization strongly believes that no child or young adult with special needs should go without items that could improve the quality of his or her daily life.

GUIDELINES

The child must be under 21 years of age.

APPLICATION PROCESS

Contact the Wheel to Walk Foundation for more information.

P.O. BOX 975
CHEEKTOWAGA, NY 14225

WWW.WHEELSWITHWINGS.ORG
716-668-4SCI (4724)

ABOUT WHEELS WITH WINGS

Wheels With Wings Foundation is a recognized 501(c)(3) nonprofit organization developed to assist individuals who have suffered a spinal cord injury and their families, to Rise Above and recover from this catastrophic injury. Individual grant awards, education, resources, awareness and advocacy are ways Wheels With Wings will work on improving the lives of people with this injury to become independent and productive and truly make a difference.

Natalie Marie Barnhard PTA, LMT, is the president and founder of the Wheels With Wings Foundation, who suffered a spinal cord injury while at work in 2004. Early on in Natalie's recovery process, the Wheels With Wings Foundation became a vision and personal goal. Experiencing firsthand how challenging it can be to obtain critical items such as intense rehabilitation therapy, home modifications and other equipment that is needed as a result of a spinal cord injury, motivated her to start such a foundation.

WHAT THEY FUND

Wheels With Wings Foundation grants may be used to obtain and/or repair equipment such as wheelchairs, standers, FES bikes, vehicle modifications, computers or other adaptive equipment to aide in personal independence, as prescribed by a licensed medical professional.

Wheels With Wings Foundation grants may be used for various home modifications such as ramps, lifts, or bathroom modifications.

Wheels With Wings Foundation grants may be used for various types of rehabilitation programs under the supervision of a licensed doctor, physical therapist or other medical professional.

GUIDELINES

- Applicants must have experienced a spinal cord injury resulting in paraplegia or quadriplegia and such injuries have resulted in substantially interfering with personal independence.
- Applicants must demonstrate a financial need.
- Applicants must reside in the United States.
- There is no age requirement for applicants.

APPLICATION PROCESS

See website for more details and the application is available for download.

CHECKLIST

- ___ Determine what A.T. your child needs.
- ___ Get a cost estimate – a price quote.
- ___ Take a picture of your child with the A.T. item.
- ___ Get letter of medical necessity – L.M.N.
- ___ Gather insurance/financial documents needed.
- ___ Submit price quote and L.M.N. to insurance.
- ___ Research funding sources for best match.
- ___ Choose your top 5 matches.
- ___ Call each funding sources chosen.
- ___ Complete all forms required by funder.
- ___ Write a compelling ask letter – include photo.
- ___ Call funder if it's a no, ask why and reapply.
- ___ If you get a no, send a thank you letter.
- ___ IF FUNDED !!!! Send a THANK YOU LETTER

NOTES

Community Service Organizations

There is another great funding source right in your local communities, quite a few as a matter of fact. They are Community Service Organizations. I actually call them “Grand Poobahs” or “the Water Buffalo’s.” If you know what that means, then you’re old enough to have watched the Flinstones cartoon.

Fred and Barney were members of their local Water Buffalo club. They wore these really cool furry hats that were huge and meant to make them look like big deals. Fred Flintstone was the head of the organization and they called him “The Grand Poobah.”

When someone asks me what is a Community Service Organization, I say, “Oh they are like the Grand Poobahs.” I just always thought that was funny !

There are many community service organizations in the town where you live. You may have a few of them or may even have them all. They are a great resource as most of them help those with special needs. They help people dealing with challenges in their communities; and they all fund for different things.

A helpful tip: If you know someone that is a member, ask them for help. They can approach the board of directors of the organization on your behalf. Its always better to get help if you personally know an actual member. **The other tip:** become a member if you know they fund for what you need; and besides it really is a great way to give back to your local community. You will also meet a bunch of really giving people.

Call your local Chamber of Commerce or your Visitor’s Bureau and ask them if they have a list of fraternal orders or social service organizations. Scan your local paper and look for stories on organizations that have helped people in your community. Don’t forget another great funding source could be your own church, or another church in your community may help too. Most have a fund that that is just for helping family members of churches.

You need to call or research each one, look at the national level first and call. They will give you the local chapter in your area. Most of these types of organization have a national office. Some of these organizations have a National focus on a particular disability. Others will fund devices for a specific child that is known to the local club. Some of these groups will do an actual fundraiser just for your child as well. These types of funding sources are also great because they usually meet on a monthly

basis or more and that helps your chances of not having to wait months to find out if they will fund your child's Assistive Technology.

Here are examples of the most well-knowns Community Service Organizations:

Jaycees

Lions

Rotary

Kiwanis

Eagles

Sertomas

Loyal Order of the Moose

Elks

Pilot Clubs

Zonta

College Student Organizations - Sororities and Fraternities

Telephone Pioneers

Hospital Auxiliaries

Local Unions

Catholic Charities

Lutheran Social Services

Knights of Columbus

Masons Grotto

Veterans of Foreign Wars

Soroptomists

High School Groups - Like the Key Clubs

Special Interest Groups

Churches

Coupons and
Advertisements
from
Supportive
Corporations



NOT JUST A PRETTY BASE.

The F5 Corpus® goes beyond good looks to stretch the boundaries of logic. How can a smaller footprint offer greater stability, or a lower seat-to-floor height allow you to reach higher? How can faster still be more powerful at low speeds, or a completely rigid frame offer a stable, comfortable ride?

Experience it at permobil.com

permobil

THE POWER OF MOBILITY™

Creative Mobility

A Positive Spin on Adaptive Bikes & Trikes



WORLD'S LEADING EXPERTS IN ADAPTIVE CYCLING

Benefits Of Adaptive Cycling

- Improved strength & flexibility
- Cardio & circulatory health
- Self-esteem
- Emotional health
- Socialization
- Peer integration
- Independent mobility
- Increased range of motion
- Improved gait
- Better balance

1-800-711-BIKE
HAL@CREATIVEMOBILITY.NET

LET'S GET STARTED!

Give us a call or email us today to set up a no-obligation fitting appointment. We will help you find the best cycling solution.

Abilities EXPO

*Serving the Community
Since 1979*



THE FUNDING GUIDE
TITLE
SPONSOR

Explore new products, experience the fun!

- Leading-Edge Products
- State-of-the-Art Tech
- Assistance Animals
- Adaptive Sports
- Inclusive Dance
- Vital Services
- Fun for the Kids
- Essentials for Seniors
- Info-packed Workshops



FREE
ADMISSION



www.AbilitiesExpo.com
Register online for priority access

Los Angeles

New York Metro

Chicago

Houston

Boston

Bay Area

DC Metro

The Easiest to Use, Go Anywhere Solution for **Foot Drop**

The
WalkAide®
System



Unlike other Foot Drop devices, the WalkAide® only requires a simple leg cuff – no controllers to carry, no fuss. Wear any shoes, or none at all. The patented system helps stimulate the nerves that lift the foot, providing better mobility and a more natural stride.

For FREE information or to find a provider near you, visit **walkaide.com** or call **800-560-4354**.



Like us at facebook.com/WalkAide

Enhanced Mobility and a
Natural Stride with WalkAide®

THE FUNDING GUIDE
**CHAMPION
SPONSOR**





imagine
possibilities



Accessibility. Mobility. Freedom.

Where could you go in a wheelchair van? Whether it's the grocery store or a family road trip, a VMI van opens doors to so many possibilities!

At VMI, our specialized team of customer advocates are ready to help you find the information you need to get into a wheelchair van, and on your way to independence. Let us help you determine your list of essentials and options for your van and find a local dealer to work with - we will help you make your dream of owning a wheelchair van a reality.

Talk to a Customer Advocate

PHONE

855-VMI-VANS (864-8267)

Monday - Friday, 6AM - 6PM MST

Saturday, 7:30AM - 3:30PM MST

EMAIL

CustomerAdvocate
@vantagemobility.com

We respond within 24 hours!

VMI's 3 Ramp Conversion Types

Northstar™

Power In-Floor Ramp



Northstar E™

Manual In-Floor Ramp



Summit™

Power Fold-Out Ramp



vmivans.com | 855-VMI-VANS



CapeAble®

Sensory Products

The Science Behind the Comfort

Our patent-pending technology evenly distributes weight within a two inch square and simulates Deep Pressure Touch Stimulation (DPTS). This consistent compression propels your brain to release serotonin, dopamine, and endorphins. The result is improved focus, a sense of calm, lower blood pressure, and deeper REM sleep.

Weighted Items and Wearables

Capes, Sashes, Scarves, Wraps, Lap Pads, and Blankets

Our weighted items and wearables are designed to integrate with your daily activities at school, in therapy, at play, and at home. Multiple CapeAble items can be used together to provide the personal sensory input that your body requires.

- 100% recycled glass pellets
- Machine wash and machine dry
- Every item is reversible
- Hidden magnetic closures
- Easy on and off
- Sensory friendly plush fabric



Magnetic Embroidered Patches -

Emotion Collection - a child inspired and therapist tested tool that provides sensory rich play and fosters discussions about emotions and feelings. Embedded magnets interplay with other CapeAble items.



- **Magnetic Fidget** - an amazing manipulative that can fold and connect in countless ways. Widely used by Therapists and Educators. Facilitates auditory processing and focus.

Visit us at
www.capeable.com
For more information



Find us on
Facebook

Mention this ad for free shipping

Contact us at 260-494-7460 • marna@capeable.com

snugTM VEST



**NEW
Assistive
Technology!**

**Inflatable vest
that hugs you, to
reduce anxiety
for kids and
adults of all
abilities.
(Doesn't use
weights -
it uses air!)**



Order Snug VestTM
& take **\$40 OFF**

Coupon code: TFG

Enter discount code at store check-out or
contact us at info@snugvest.com for all questions!

www.snugvest.com



“ The results are phenomenal.

It calms him down, it comforts him. It's very fast-acting.
He pumps it up and he feels good. And unlike medication,
it doesn't have any side effects. Its wearable therapy. ”

David Neagly, Father of Danny, a young man with many amazing abilities!

What is Snug Vest?

Snug Vest is a therapeutic technology that provides Deep Pressure Therapy. It's a vest that inflates to simulate a hug! The pressure on the torso induces a calming and relaxing effect.

- Regulates the sensory system
- Scientifically proven to reduce cortisol an indicator of stress
- Reduces severity and frequency of tantrums and meltdowns
- Helps increase focus and attention
 - Aids in body and spacial awareness
- No negative side-effects!

How is it different?

- Adjustable pressure
- Evenly-distributed pressure to the back, sides & shoulders
- Can be controlled by user
- Safety: no pressure on stomach or chest
- Discrete and stylish - can wear it anywhere

- Versatile: length & width adjustability
- Durable & washable
- Child and adult sizes.

Who uses?

Individuals living with: SPD, ASD, CP, Downs, Anxiety challenges, TBI, other neurological, developmental, & mental health challenges.



THE **NEW ECONOMY** Awards
Most Innovative Deep Pressure Company



Saint Romain



ADAPTIVE EATING UTENSILS



Easy Eat Suitcase

Included:

- Non-slip plate 9 1/4"
- Glass 5.4 oz
- Knife, spoon, fork
- Two handle support
- Bowl 15.2 oz with lid
- Non-slip support for glass

Material: copolyester and polypropylene, BPA and phthalate free.

Suitcase Available at: **FLAGHOUSE.**
www.flaghouse.com



FOR ADDITIONAL PRODUCTS PLEASE CONTACT



1 888 956 6866

156 Lawrence Paquette, Champlain, NY 12919



LATHERMITTS

by LATHERUP co.

What are **LatherMitts**?

LatherMitts are revolutionary bath gloves with thoughtfully incorporated design elements making bathtime safer, faster, and easier.

What makes **LatherMitts** different than a washcloth or loofah gloves?

LatherMitts, unlike a traditional washcloth or loofah glove, combine neoprene and french terry cloth materials with the loofah glove design for an improved bathtime experience. Even when wet, the hypoallergenic neoprene makes it easier to grip grab bars and other bathing aids. For caregivers, it grips equally well on skin without irritation. The plush french terry cloth is not only softer, thicker, and more absorbent than a washcloth, but allows full use of both hands to speed up the bathing process.

Who would find **LatherMitts** useful?

LatherMitts are ideal for caregivers assisting anyone from infants to seniors, with a disability. They are also great for anyone living independently with decreased hand function. You will never need to worry about dropping your LatherMitts!

What styles and sizes do **LatherMitts** come in?

Currently, we offer unbleached white cotton in a glove style ranging from adult small to extra-large sizes, but the product line will be expanding in August 2016 to offer:

- Mitt style
- Children's sizes in glove and mitt style
- Different sustainable materials options
- Different color options

Where can I buy **LatherMitts**?

LatherMitts can be purchased through our website at www.latherup.co, Amazon (Prime eligible) and Etsy.

To stay up to date on LatherUp Co. find us on:





The

Bike Rack

The Complete Cycling Experience



THEBIKERACK.COM

630-584-6588

2930 CAMPTON HILLS RD. | ST. CHARLES, ILLINOIS

**AMAZING SELECTION OF BIKES
FOR CYCLIST OF ALL ABILITIES**



TREK

Electra

**HOME OF CREATIVE MOBILITY
ADAPTIVE CYCLING SPECIALISTS
ADVANCED BIKE FITTING
PRESSURE MAPPING
VIDEO MOTION CAPTURE**



**MIDWEST BEST SELECTION OF RECUMBENT TRIKES
ICE - CATRIKE - HASE - GREENSPEED
SUN - TERRA TRIKE**



projectmobility

Cycles for Life



Our mission is to provide adaptive bikes and cycling opportunities to improve the quality of life for children, adults, and wounded service members with emotional and physical challenges.



What We Do

Adaptive bike events and clinics for adults, children and wounded service members

In-Service and training with therapists, doctors, and case managers

Technical, mechanical and ride support for adaptive bikes and cycling events throughout the United States

Cycling events to raise money and awareness for adaptive cycling

Our Story

Hal Honeyman, founder of Project Mobility, has been involved with bicycles as a sport, business, and recreation for over forty years. Hal's interest in "adaptive cycling" - bicycles for people with disabilities - was spurred when his own son Jacob was diagnosed with Cerebral Palsy.

Hal wanted to find a way for Jacob to enjoy cycling with the family. After Jacob's needs were met, Hal found specialized bikes for other disabled children and began creating specialized bikes when other bikes were not available or did not exist for that particular disability.

What started out as a simple vision to get Jacob on a bike is now seeing thousands of children and adults experiencing the freedom of mobility.

(630) 762-9807 | projectmobility.org

NEVER MISS A MOMENT

Every day the professionals at MobilityWorks evaluate and find solutions for our clients who seek greater independence.

As the nation's largest mobility dealer, we offer:

- Chrysler, Dodge, Ford, Honda and Toyota new and pre-owned accessible vehicles
- The latest in adaptive technology including transfer and turning seats, scooter lifts and hand controls
- Financing options to fit your personal needs
- Service and Maintenance
- Rental Vans
- 24-hour Roadside Assistance

Contact us today so we can evaluate your needs and find a solution that best fits your lifestyle.

Find a location near you at
www.mobilityworks.com
or call toll-free **1-877-275-4907**.



Minivans



SUVs



Trucks

USA's largest accessible van dealer!

MobilityWorks®
MAKING THE WORLD ACCESSIBLE

THE FUNDING GUIDE
CHAMPION
SPONSOR



Get in the game.


Whether you're on the court, the track or the road,
Invacare® Top End® products help you get in the game!

Out-perform your competitors with the:

- Invacare® Top End® Force™ RX Handcycle
- Invacare® Top End® Force™-3 Handcycle
- Invacare® Top End® Pro™-2 All Sport Wheelchair
- Invacare® Top End® Eliminator™ OSR Racing Wheelchair
- Invacare® Top End® Pro™ Basketball Wheelchair

For more information visit, www.topendwheelchair.com or call 1-800-532-8677.







LIFTKAR[®] PT



Give Your Family The Freedom They Deserve!

LIFTKAR PT is a battery powered, attendant operated, stair climber for all ages! Use inside and outdoors. Works on angled, curved and straight stairs...and yes, even carpet! Use with or without a wheelchair. Lightweight and easy to disassemble, fits compactly into the car. No modifications to home, school, church, business, airplanes and RV's.



For more information call **615.530.1374**
Or view our website www.mobilitylifter.com



This guide is for both beginners and seasoned Preppers. It will aid you in planning, shopping and tracking your supplies. It will help newbies get started and experts be more organized. Do you know how much bleach is needed to purify water? It's in here. Know what to pack into a first aid kit? Yep, got that too. When you're told to evacuate, what do you do first? You'll find that here also. This guide can help you overcome the fear of getting started. It can also give you the edge you need to survive when disaster strikes.

—Todd Jones

EFFECTIVE TACTICS is a website, blog, and Internet talk show centered on making preparedness fun and simple. Hosted by Todd Jones and Melanie Davis, subjects related to prepping, disaster readiness, and personal safety are covered in short, entertaining presentations, making the subject approachable, as many feel overwhelmed at the thought of being, "Fully Prepped?". EFFECTIVE TACTICS shares instructions, tips, product reviews, inventor interviews, as well as featuring expert guests in various preparedness fields.



EFFECTIVE TACTICS

MAKING PREPAREDNESS FUN AND SIMPLE

Ralph's Riders Foundation



Ralph's Riders Foundation is dedicated to enabling individuals with spinal cord injuries and other mobility impairments to achieve their highest level of independence, health and personal fulfillment by providing peer guidance, resource information and a supporting network within the community. Ralph's Riders is a non-profit 501(c)3 organization



Founded in 2008 by Mayra Fornos in Los Angeles, **RALPH'S RIDERS FOUNDATION** was created in honor of her late husband Ralph, who lived with a spinal cord injury for more than 20 years. Ralph dedicated his life to helping people with disabilities succeed and the vision and goals of **RALPH'S RIDERS**, is to continue his legacy helping people improve their quality of life after sustaining a spinal cord or life altering injury. All **RIDERS** benefited from peer guidance after their injury and have a strong commitment to help others in the same manner. **RIDERS** offer inspirational guidance and provide information on any issue that will help others achieve their highest level of independence, health and fulfillment, such as providing information regarding:

- Personal Health
- Medical Supplies
- Assistive Technology
- Career and Education
- Recreational and Athletic Activities
- Relationship and Social Lifestyles
- Network and Community Involvement



BRIANA WALKER

"I share my contagious rebellion and inspiring courage with thousands - teaching them the principles - no matter what life throws at you - choose to dance anyways!"

ROBERT ROHAN

"I face challenges every day because of the life that has been given to me. The love of my friends, family, children and wife inspire me to fight each and every day like it was my last. I feel blessed to be a person who lives life to the fullest with a spinal cord injury."



ERNIE ESPINOZA

"Wanting to help the disabled is why I am a RIDER. Since becoming injured, I have always had questions that needed answers. When I finally found people that could provide those answers, we became friends. These people are now the nucleus of Ralph's Riders"

CASSANDRA TANG

"Living with a spinal cord injury is a challenge, where each day is a learning experience for me. Having gone through the experiences that I've had, I learned that life is a gift. I live each day to the fullest and as meaningful as it can be."



www.ralphsriders.org

info@ralphsriders.org

(310) 929-5083



Bring the Disability Community within your Reach!

Disability Resource Link helps new and existing clients achieve their sales and marketing objectives by effectively reaching the disability community through face-to-face contact, print, broadcast, and digital media throughout the United States.


This is a large and growing community that spans all demographics and can be difficult to identify.

We help educate clients on their cost-effective options for reaching this community.

We understand the value of sharing knowledge and building productive relationships through targeted networking. Where the right people come together for the right reasons.

Here are a few examples of what we can do for you:

- Introduce manufacturers to dealers
- Staff your booth with professionals when you are short-handed.
- Create media plans to best advertise your products and or services to your target audience
- Find sales representatives for your product
- Connect non-profits with sponsorships



Integrity



Personal Service

Attention to Detail



(310) 867-9123



valerie@disabilityresourcelink.com



www.disabilityresourcelink.com



THRIVE IN YOUR WORLD AFTER BREATHING IN OURS



Vitaeris 320



Committed to delivering **the most trusted hyperbaric chambers** in the world.

Call Us: 877.789.0123

oxyhealth.com

**No balance? No arms? No legs? No strength?
No problem!**



Greenspeed

Greenspeed has been building special trikes for people with special needs for over 25 years. So whatever your challenge, Greenspeed can help you enjoy all the vast benefits cycling has to offer. We have built special trikes for people without the use of their legs or/and arms, and many, many other disabilities. Most of these people have had enormous improvements in their health and wellbeing, simply from being active. In particular people who have had difficulty walking have made spectacular improvements in both strength and coordination with regular exercise from riding a Greenspeed trike.



"Riding Greenspeed recumbent trikes has given me back my life, big time. My wife and I now have a caravan and each year spend the winter months touring tropical northern Australia cycling everywhere once we setup camp. I could not have done this 6 years ago. My neurologist, cardiologist and MS rehabilitation team are all absolutely delighted with my improved health and mobility. I am the big winner here, when you have lost mobility and health to the stage I had and then turn this around, well sometimes I need to pinch myself to be sure I am not dreaming!"
- Peter James.

"This journey was probably the most severe test run any trike could endure, and the Magnum stood up admirably." - Paul Pritchard, after touring the Himalayas - www.trikesrw.com

"The sudden acceleration, light and positive steering, fast cornering and powerful braking are an experience not to be missed. The Greenspeed is an electrifying ride, making my sluggish body feel like a powerful engine." – Jim McGurn.

**To find out more, please check out – www.gsusa.net – www.GsTrikes.com – www.greenspeed.com.au
Greenspeed USA, 3030 Cally Lane, Highland, IL, 62249, USA Phone: 618-514-3955
Greenspeed Australia, Units 4&5/31 Rushdale Street, Knoxfield, Victoria, AUSTRALIA Phone: 03 9753 3644**



It's a
nu day in
mobility.



With a strong local focus, we aim to be the most responsive and innovative complex wheelchair company to do business with. As a loyal and helpful partner for our customers, we're here to move lives forward for years to come. Visit www.Numotion.com.

numotion[®]
Mobility starts here.

Clearbrook Services and Supports Grow Along with Your Child



For more than 60 years, Clearbrook has provided specialized programming for children with special needs and their families.

- Early Intervention
- Child and Family Connections
- CHILD Therapy Services
- Home-Based Services
- Transition Programming
- Respite Care and Other Resources



With programs in [14 counties](#), [50 locations](#) and services available in [160+ communities](#), Clearbrook is a recognized leader in the field of intellectual/developmental disabilities. Let us help serve your family!

Learn more by visiting www.clearbrook.org or call 847.870.7711



Which Ramp is Right for YOU?

National Ramp's three unique ramp choices allow you to choose the ramp that's right for you!



ALUMINUM

The only open mesh aluminum ramp on the market! Our aluminum ramps are guaranteed not to rust, rot, or splinter; making them 100% maintenance free. They are completely recyclable, and powder coated options are available. The safest ramp surface in the industry.



STEEL

An aesthetically pleasing, yet economical ramp solution, our steel ramps feature a modular design that allows virtually any configuration, and a 3 year warranty. All components are coated with a durable powder coated finish, textured for slip resistance. Steel ramps are 20% less than aluminum!



WOOD

An affordable, all natural ramp solution, our wood ramps enhance the natural beauty of any home. Ramps are constructed of kiln-dried, premium pressure-treated southern yellow pine. They can be painted or stained to match any existing deck porch, and vertical pickets and steps are available. Wood ramps are 40% less than aluminum!



nati^{on}alRAMP *Your Freedom. Your Choice.*

p: 877.884.RAMP (7267) | e: sales@nationalramp.com | www.nationalramp.com

Connecting the Community in Southern California



For more information and for your FREE subscription,
visit thehubsocal.com



ERIN Layne-MARTINEZ

Freelance Graphic & Web Designer

GRAPHIC DESIGN



Offering a Full line of Graphic Design Services

No matter the size of your project or company.

- From logos to full branding concepts
- From non-profits to corporate.

Web Design & Social Media



Get More Exposure with Web Design and Social Media

An important aspect to any business or project

- Has further reach than your average regional advertising
- Allow me to show you how I can visually represent your business.

SPECIAL PRICING

Non-Profits & Veteran Organizations

As a Marine veteran, non-profits and veteran organizations have a special place in my heart, so I have special discounts as well!

Don't fall in those categories? Just mention this ad!



ERINLayneMARTINEZ.COM





Adaptive Training Wheels and Wheel Stabilizer Kits

Fits 16" - 29" bikes
Compatible with most bikes
Heavy duty construction
Convenient
Reasonably priced
Proudly manufactured in the USA

Applications for all ages
No specialty bikes needed
Solid and stable
Quick on/off for travel
Affordable trike alternative
Highest safety standards

Safe. Secure. Fun!



What are you waiting for?
Join the thousands who have discovered FATWHEELS!



Visit Us Today
www.fatwheels.com

Call Us Today!
734-414-1999





The Kids Equipment Network

Our Mission:

The Kids Equipment Network (TKEN) is a 501c3 charitable organization dedicated to connecting children with special needs, from birth to 21 years of age, whose families have insufficient or no funding, with needed new or refurbished durable medical and adaptive equipment at no cost. Referrals are received from a number of sources including: health care professionals, social service providers, teachers, families with a disabled member or friend, medical suppliers, manufacturer's representatives as well as individuals surfing the internet for charitable organizations. Donations of equipment are from stated sources plus numerous more. TKEN has served over 800 children since its inception in 2005.

www.tken.org 630-766-0505 #8

Like us on Facebook!






REPRESENTING AND ADVOCATING FOR THE SPINAL CORD INJURY COMMUNITY
FOR OVER 23 YEARS

SPEARHEADING AND CUSTOMIZING

THE BEST POSSIBLE LEGAL TEAM FOR YOUR
SPINAL CORD OR LIFE ALTERING INJURY CASE



SELECTED

- ✓ 2015 Ranked First Tier - Best Law Firms (US News & World Reports)
- ✓ 2015 Super Lawyers List Southern California
- ✓ 2015 Best Lawyers in America in the Practice Personal Injury and Medical Malpractice
- ✓ 2015 Top Women Attorneys (as published in Los Angeles Magazine)



FOUNDER OF RALPH'S RIDERS FOUNDATION

A 501(c)(3) non-profit organization dedicated to assist individuals with spinal cord injuries by providing peer guidance, resource information and a supporting network within the community. Founded by Mayra in honor of her late husband Ralph who suffered a C5/6 spinal cord injury in an accident.

"Her life experiences and first hand knowledge of the effects of spinal cord injury have given her the ability to relate..."
- client testimonial

TRUSTED IN THE SPINAL CORD INJURY COMMUNITY - JUST ASK ABOUT MAYRA

FREE CONSULTATION

(310) 204-3529

NO FEE UNTIL RECOVERY

HABLAMOS ESPAÑOL

707 WILSHIRE BLVD SUITE 3600 - LOS ANGELES, CA 90017

WWW.FORNOSLAW.COM

*Delivering Independent Mobility
Gaining Access to Every Aspect of Life*
Lifting Wheelchairs...and Spirits



**ACCESS
ELEVATOR INC**

Professional Sales, Installation, Rental and Service of a
Full Range of Mobility and Accessibility Lifts



Residential Home Elevators, Stairlifts, Vertical Platform Lifts, Ceiling Lifts, Wheelchair Ramps and More
(800) 454-3828 www.allaboutaccess.net 5% for all Angie's List members



**SERVICE, EXPERIENCE, PERFORMANCE
AND VALUE THAT YOU CAN COUNT ON.
OUR PROMISE TO YOU.**

Ki **Mobility**
Better by Design



www.kimobility.com



BUILDERS OF FINE QUALITY ACCESSIBLE WATER CRAFT

ADA Boats, Inc. is a veteran owned business that builds accessible boats for those in wheelchairs or with other mobility challenges. The latest 2015 model "Independence", is USCG inspected and meets proposed ADA standards. It can be boarded by someone in a manual or electric wheelchair without the need to be transferred. With a rated capacity of over 2000 lbs., no one gets left on the shore. Independence is a light weight and easily trailerable by a minivan, small SUV or a pickup truck. Designed for inland waters, it can be powered by most anything from a 55 lb. thrust electric trolling motor to a 15 hp gas outboard. Because ADA Boats builds to order, we have the flexibility to accessorize and modify our boats to suit the needs of each customer.



Contact us at
1627 Stewart Road
Freeland, WA 98249
Phone: 360-929-1984
Email: mmayes@adaboats.com
www.adaboats.com



WEIGHING YOUR CHILD SHOULD BE *easy*



LilypadTM scales

\$30 OFF*

Home Wheelchair Scale

How do you know if your child is eating the right amount if you can't weigh him? Let Lilypad be your guide.


Weigh your child easily at home with our portable home wheelchair scale.

www.lilypadscales.com

*Use code "**FUNDINGGUIDE**" on our website for \$30 off a Lilypad Scale! Or give us a call 1-855-590-5459

GLADTM

GAIT LIFT ASSISTIVE DEVICE



Our patented GLAD Belts are the first of their kind, a multi-functional tool that addresses virtually all the difficulties associated with restricted mobility, ambulation and transfer both for patients and caregivers. The GLAD Belt makes the process of moving more comfortable, and encourages safety and security for all involved. For more info be sure to visit us online.



TOLL FREE:
855.396.8800
sales@gladbelt.com



MINI



www.gladbelt.com



“Because of JACO,
my life is independent.”

Laura Bairett, 18

Discover more at
KinovaRobotics.com

KINOVA
ROBOTICS




**Risk-free Delivery
Nationwide**

In-house Financing

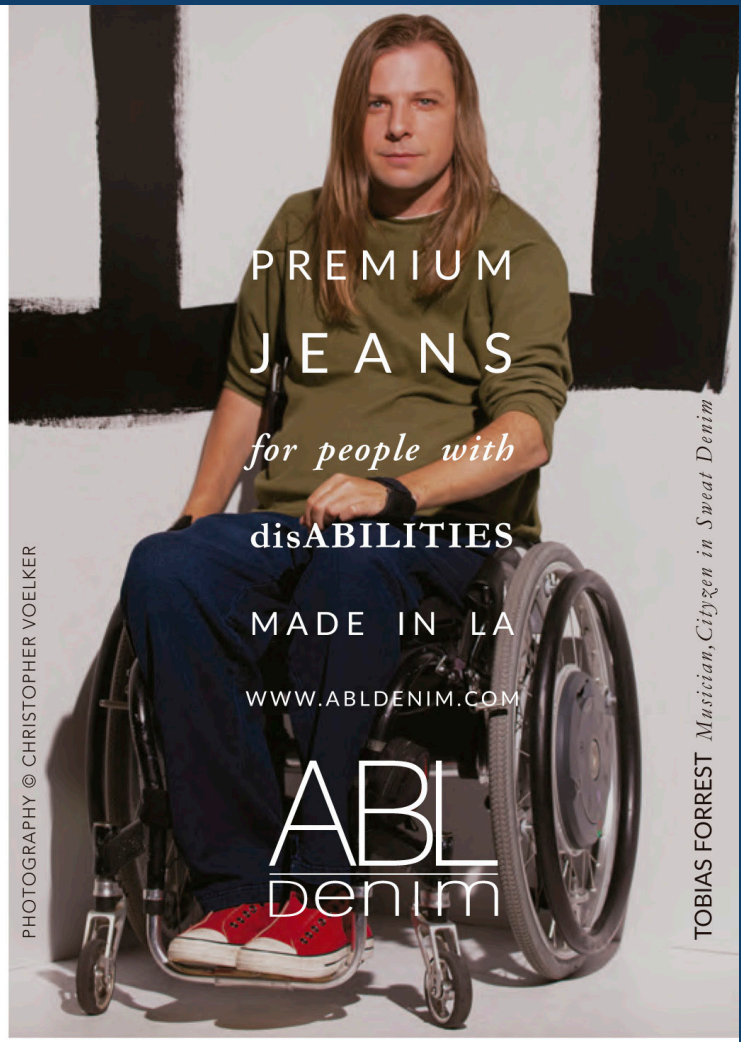
100+ Vans in Stock

**24 Hour
Emergency Hotline**

**Service Anywhere
in the U.S.**



800-775-8267



PREMIUM
JEANS

for people with
disABILITIES

MADE IN LA

WWW.ABLDENIM.COM

ABL
denim

PHOTOGRAPHY © CHRISTOPHER VOELKER

TOBIAS FORREST *Musician, Cityzen in Sweat Denim*

Triumph Press is a resource for those who have the passion to tell their stories and change the world through what they have learned.

With personalized service that is both affordable and **HIGH QUALITY,**

Triumph Press assists people to make their books as excellent as the message they have to share.

To learn how you can join the Triumph Press Library, go to

www.TriumphPress.com

As Far as the empty Title Sponsor page,
let's put this message there:

Thank You Page for Our Title Sponsors

If you would like to become a
Title Sponsor, contact Tamara@YourDisabilityFundingSpecialist.com

Maximize Your Potential!



- Online Exercise Program
 - Video-On-Demand
- Fun and Challenging for *ANY* Ability!
 - Multiple Workouts
- Minimal Equipment
 - Developed by a Physical Therapist
- Affordable Monthly Subscription
 - No Fees/Contracts!

www.scitotalfitness.com
kristin@scitotalfitness.com



Discover the
Profound Books in
the Triumph Press
Library!

Triumph Press is a resource for those who have the passion to tell their stories and change the world through what they have learned.

With personalized service that is both affordable and HIGH QUALITY, Triumph Press assists people to make their books as excellent as the message they have to share.



To learn how you can join the Triumph Press Library, go to
www.TriumphPress.com



Stair Lifts

Auto Lifts

Ramps

Porch Lifts

Total Mobility Solutions

*Our team is ready
to assist you!*

Little Changes Can Make a Big Difference.

Call us today
for a **FREE**
Home Evaluation

847-868-3884

SALES • SERVICE • RENTALS



**COMMERCIAL
& RESIDENTIAL**

2541 Technology Dr., Suite 409 • Elgin, IL 60124 • 847-868-3884

chicago.101mobility.com

101 Mobility of Chicago is an independently owned and operated franchise business.



Find Your Freedom!

Imagine those first few moments — watching a little girl with Cerebral Palsy who has never had the chance to ride a bike before. With her mother at her side, she gently pushes the pedals for the first time, picks up a little speed, and realizes that she can ride a bike — her bike — like any other kid.

Freedom Concepts is dedicated to these moments, designing and building adaptive tricycles and adaptive seating to help kids be kids. To let people enjoy the simple joy of movement. To create a **cycle of mobility**.



The Gift of Mobility is for Everyone!

Children who have been told that they will never be able to ride a bike have been able to defy the experts with our adaptive tricycles. Our adaptive tricycles have been able to help children with:

- Cerebral Palsy
- Rett Syndrome
- Muscular Dystrophy
- Spina Bifida
- Angelman Syndrome
- Visual Impairment
- Traumatic Brain Injuries
- Autism
- Many Other Disabilities



Call Us Today To Learn More: 1.800.661.9915
freedomconcepts.com

SHIELD YOUR CHILD FROM

Recurrent Urinary Tract Infections

with

ellura[™]
36mg PAC DMAC
Proanthocyanidins



FEVER

PAIN

NAUSEA

VOMITING

ellura is comprised of naturally sourced standardized bioactive Proanthocyanidins. **ellura** contains no artificial preservatives, colors or sweeteners and no corn, dairy, soy, wheat, yeast or gluten. You can trust **ellura** to aid in maintaining your normal *bacteria-free* urinary tract without unwanted additives or antibiotics.

UTIs in Children

- Urinary tract infections affect about 3% of children in the United States every year.
- UTIs account for more than 1 million visits to pediatricians' offices every year.

Signs and Symptoms

- Symptoms range from slight burning with urination or unusual smelling urine to severe pain and high fever.
- In infants or young children, warning signs include irritability, not eating, nausea, vomiting, diarrhea or just not seeming healthy.
- Older children may complain of pain in the middle and lower abdomen, urinate often, express pain when urinating or produce only a few drops of urine.

Proof

In a large randomized controlled trial for infants and children, **ellura** was equivalent to a commonly used antibiotic (Trimethoprim) in maintaining an infection-free urinary tract.

Jose Uberos, Mercedes Nogueras-Ocana et al. ellura vs. trimethoprim in the prophylaxis of recurrent urinary tract infections among children with Urinary Reflux: (192 children/1 year) a controlled trial; University Clinical Hospital Granada, Spain, Open Access Journal of Clinical Trials 2012:4, p.31-38.

*These statements have not been evaluated by the FDA. This product is not intended to diagnose, treat, cure or prevent any disease.

TRÖPHIKÖS
nutritive health

The Funding Guide Partnership Offer: Initial 30-count box **1/2 OFF**.
3 subsequent orders are **\$10.00 off**. Use coupon code **TFG10** at checkout.
Purchase at myellura.com or call 877.421.7160

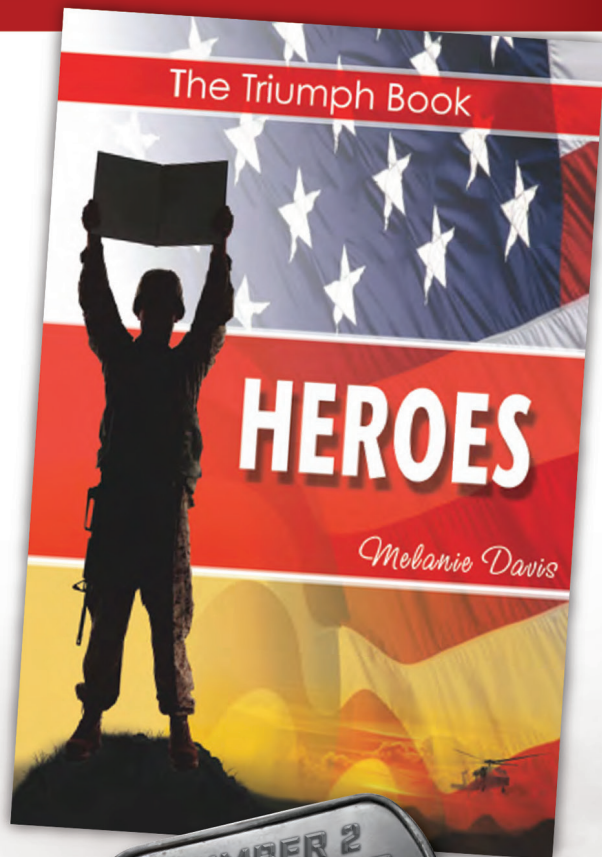
THE TRIUMPH BOOK: HEROES

Epic first person stories which increase appreciation and support for our veterans while helping them win their battles after the war.



“I wrote *HEROES* to increase love and support for our veterans, but then discovered it is a powerful tool for them to find hope and guidance through their personal battles. The audio book version of *HEROES* dramatizes and brings the stories to life while reaching those veterans who have difficulty reading due to PTSD and Traumatic Brain Injuries. There are many veteran support organizations excited to distribute the book to the veterans they serve and to share it with their donors.”

Melanie Davis, bestselling author
of *The Triumph Book: HEROES*



The e-book and audio version of *HEROES* are being given free to veteran nonprofits to use as an incentive reward encouraging more donations to their causes. Many notable speakers and celebrities are lending their talent to the recording of the audio book!

Visit www.TheTriumphBook.com to hear a sample story

“Every American should read this book.”

“...thank you for the tears, the laughter, the anger and mostly the hope that we can be helped!”

“Exciting, informative, touching, and educational.”

Lift & Care® Systems *as versatile as a pair of hands*



SUREHANDS® transferring solutions are designed to enable users and caregivers to maximize abilities and function.



The versatility of SUREHANDS® innovative safe patient care options always places the user's needs and safety first, while assisting in...

SUREHANDS LIFT & CARE SYSTEMS

1-800-724-5305

website: www.surehands.com

Call today for your free catalog or to request a free home demo.

- activities for daily living
- bathing • hygiene care
- repositioning • transferring
- accessing pools & spas
- exercising, ambulating and standing
- *a back-saver for caregivers*

10% OFF ALL ORDERS! USE CODE: FUND1

TRANSFORM YOUR RIDE

- Customize and Detail Your Ride
- Easy to Install and Transport
- Variety of Sizes and Characters
- No Sharp Corners – Recommended for ALL AGES



www.rollingbuddies.com



Find us on Social Media!





Who Else Wants a Service Dog for their Child?

As a parent of a child with special needs you are constantly looking for how to best help your child. You look for the right doctors, the right schools. You go to therapist appointments, you invest in expensive equipment, medications, and so much more.



More and more parents, just like you, are discovering what a service dog can do for their child, their family, their home life, and their life in public.

Whether it's helping a child deal with tantrums, heading off melt downs before they occur, balancing a child who struggles to walk, tracking down a child who runs away, retrieving items for a child in a wheelchair, alerting to potential high or low blood sugar levels, alerting you to a seizure or other such service task these dogs can be invaluable.

But the process isn't always easy and it isn't for everyone.

What you're looking for is a caring dog trainer who has been there. A trainer who can help you know what breed is right for you, what breed is wrong. What training you'll need and what training will ruin your chances of having a dog. You're looking for a trainer with a wide variety of experience not only training high level dogs but also helping these dogs fit into a family.

At the end of the day...what you're really looking for is a feeling of safety and security.

You want to know that if you start heading down the path of a service dog that you will end up with the right dog, the right training, and the perfect dog that can serve your child for the next decade.

WE CAN HELP YOU.

Having trained and placed dogs all over the world we can help you get the right dog for your situation.

- We can train dogs for children:
- With autism and aspergers
- With PTSD or other anxiety challenges
- With diabetes or seizures
- With mobility challenges
- And more...

As a reader of this book we'd love to gift you a FREE phone consultation to talk about your needs. Here's how you can redeem it:

Call or email and ask for your Service Dog Consult and mention this book to get that consult for free (we typically charge \$97 as an initial consult).



Call 801-895-2731

Email info@TytheDogGuy.com

I look forward to talking with you soon!

3wheelsx365days

THRIVE CYCLING^{llc}

"Continue the Adventure"

We design and develop recumbent trike equipment to help you stay active! Check out our website!

*When you want to
"Continue the Adventure"
using Assistive Arms for your
recumbent trike come visit us in
Portland
Oregon!
Come
ride the
Alinker!*



www.3x365continue.com

(971)266-3574



Give Your Child the Choice for Independent Living at Home

.....
With self-direction your child can live at home, where they are comfortable, while receiving the care they need from someone you choose, know, and trust.



"My daughter has multiple health problems and I get to keep her home, with a family member to bath and care for her and I don't have to worry if she is getting great care when I have to be away."

— Parent of self-direction participant

PCG | **Public Partnerships**
Supporting Choice. Managing Cost.™

For more information on self-direction, call
PCG Public Partnerships at 855-243-8775.
www.publicpartnerships.com

Mobility Vehicle Loans

Amer1can
CREDIT UNION



Let American 1 Credit Union make life more accessible with an affordable mobility vehicle loan. American 1 has auto loan experts with extensive experience in financing mobility vehicle loans.

rates as low as

2.49% APR*

Amer1can
CREDIT UNION

www.american1cu.org • 888.213.2848

*2.49% Annual Percentage Rate (APR) listed is based on credit score and term, and is subject to approval. Ask for details. Federally Insured by NCUA.

A simple, portable,
seating & positioning
cushion that provides
increased comfort
and postural support.

Precious Ideas
for your little one!

Precious Ideas



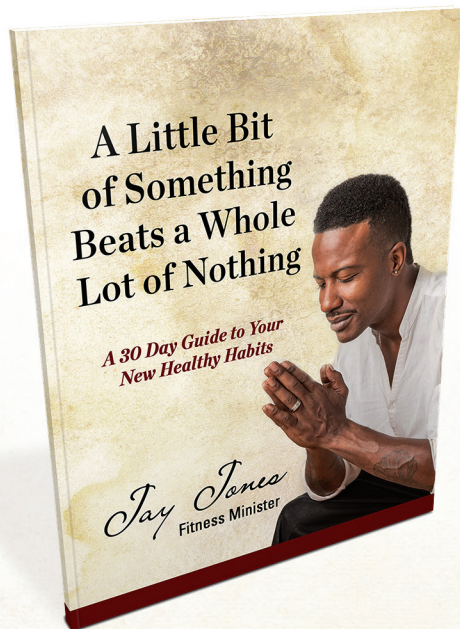
Highchairs



Strollers

Shopping Carts

For more information please visit us at:
www.preciousideas.net



I highly recommend this great workbook to improve the health and lives of Caregivers who are always putting off their own care!

–Tamara Simmons

EXCLUSIVE
Your Disability Funding
Specialist Offer

Use the code:
alittlebit

AND SAVE \$5!

at www.ALittleBitofSomething.Today

VALET® PLUS Pediatrics



Fully-Automatic Turning Vehicle Seats

Transport infants and young children in car seats safely and easily with the Valet® Plus.

844-755-5543



 **BRUNO**
for your independence
bruno.com

Appendix

The Appendix includes the following:

- A sample of a Letter of Medical Necessity (LMN)
- A few samples of Ask Letters
- A few samples of Thank You Letters
- Examples of flyers that were used for Community Fundraising Events

These samples are a good resource for you to use as you are going through my funding process.

This Letter of Medical Necessity example is for a 7 year old girl named Sarah with Cerebral Palsy. Fill in with your child's info and how the benefits will change per the assistive technology you are requesting. The information should come from your child's doctor or therapist.

Letter of Medical Necessity

Date: (Month Day, Year) January 1, 2016

Name: (First Last) Sarah Smith

DOB: (Month Day, Year) July 1, 2008

Equipment Requested: (Item that you are requesting) Freedom Concepts DCP 16 Foot Powered Mobility Device

To whom it may concern:

(Name) Sarah is a (age) 7 year old girl with a (medical diagnosis) medical diagnosis of Cerebral Palsy. With the proper support of her trunk and feet, she is able to move her legs reciprocally on a therapeutic mobility device and move independently! We are recommending a (put the item that you are requesting here) Freedom Concepts DCP 16 Foot Powered Mobility Device for several medical reasons.

***Explain in detail how the following would help the individual.
The example below is for an adaptive bicycle***

1. **Cardiovascular Health:** The therapeutic mobility device gives Sarah the opportunity to strengthen her cardiopulmonary system by using her larger leg muscles for repetitive motions. Also, promoting better breathing and respiratory activity.
2. **Joint Range of Motion:** Sarah's range of motion will increase especially in her hips and knees through the pedaling action. This will prevent lower extremity contractures and orthopedic deformities.
3. **Muscle Strengthening:** Resistive training of anti-gravity muscles through pushing the pedals repetitively.
4. **Coordination:** Improving hand/eye activities with the need to brake at the appropriate times.

(Item that you are requesting) The Freedom Concepts DCP 16 Foot Powered Mobility Device is also being recommended for its long-term benefits of:

1. **Self-Esteem:** Allowing Sarah to participate in activities her peers are able to do, giving her confidence, increased social opportunities, and opportunity for cognitive growth.
2. **Independence:** Sarah is able to pedal this therapeutic mobility device independently and she experiences great success and freedom.

If you have questions regarding this recommendation, please contact me. Thank you for promoting a healthy lifestyle for Sarah by giving her a safe and healthy way to move.

Sincerely,
Name and Affiliation

June 4, 2010

St. Peters

1891 Kaneville Road

Geneva, IL 60137

Dear Giving Committee;

Jacob is one of triplets born 13 weeks prematurely. While all three had long and complicated NICU stays, Jacob's complications from his prematurity have caused life-long disabilities. Jacob has quad spastic CP with Dystonia, Hydrocephalus requiring a VP shunt, Cortical Visual Impairment, Optic Nerve Atrophy, extreme Myopia, and oral aversions and oral motor difficulties that require him to be fed through a g-tube. Jacob also has a wide variety of seizure types due to his global brain damage. Jacob requires equipment for mobility and for positioning and cannot walk, talk or sit unassisted. Jacob takes 6 different medications throughout his day to lessen spasticity and dystonic movement, prevent seizures and reduce acid reflux.

Although Jacob is the absolute joy of our lives, we've lived through many grief stages that we could never have even imagined when entering the world of parenting a multiply disabled child. First there was the daily renewing grief of not knowing if our extremely medically fragile newborns would live to see the next day. Next was the grief of realizing that our dreams for our second-born son would never come true. As Jacob entered the special education system, we grieved over how others labeled Jacob and underestimated his abilities. Entering into his teens, we grieved over the realization that we would soon be caring for a multiply disabled adult son. Last fall we started a whole new grief, the grief over realizing that OUR aging bodies will not allow us to care for Jacob as he needs to be cared for.

Jacob now weighs about 80lbs. At 15 years old he's almost 5' tall and growing quickly. With his spasticity and long, lanky limbs, he's been hard to lift and carry for a while. Last fall, my back started giving me problems. In January, I had to have surgery to repair discs and remove bone from my lower back. It was also discovered recently that I have bulging discs in my thoracic and my cervical spine and more bony growth in my neck. I can no longer lift Jacob.

To complicate things, our oldest son, Dane, had a horrible car accident just after Thanksgiving last year and has permanent damage to his right foot. Hal is now the sole lifter in the household. I worry about Hal's back and his ability to lift and carry Jacob solo. Now, equipment enabling Jacob to stay at home with us is essential. We need major home modifications plus mobility and positioning equipment just to take care of Jacob's daily needs.

We are just overwhelmed at the cost and have become extremely fearful that we will fail Jacob as we age. Imagine the grief of facing the decision to institutionalize a child. With all that we've gone through in Jacob's 15 years of life, this is one grief that I cannot face.

While our insurance has covered some of Jacob's basic needs and we have gotten some equipment through a state of Illinois program, there is still so much more that Jacob needs so that he can be cared for in his home by his loving family. Both my husband and I work but we are firmly middle class. Jacob's medical needs in the past have used up all college savings for my other three children. Hal has taken money out of a meager retirement fund several times to pay for Jacob's overwhelming medical debt. We are faced with increasing need for costly equipment and nothing left to fund that equipment. Your program would mean so much to us.

Thank you,

Hal and Julie Honeyman



May 2, 2013

Disabled Children's Relief Fund
P.O. Box 89
Freeport, New York 11520

Dear Committee Members,

Ethan is fourteen years old and has Cerebral Palsy. Cognitively, he is age appropriate but physically challenged. He is constantly striving to be "like all the other kids". This has always been his outlook towards having a disABILITY.

Ethan has an incredible sense of humor and is quite popular! He is always positive, happy and upbeat! He has always felt that he was chosen by God to have Cerebral Palsy to reach out to people that lose sight of how blessed they are, and to be accepting of others.

Privacy – Ethan is capable of showering himself, now he will be able to dry himself as well. This will eliminate towel-drying him in private places that are hard to reach in a shower chair. It will also help his dignity remain intact.

Safety – The Tornado Body Dryer will decrease the amount of water on the floor after the shower. This is safer for Ethan and his caregiver. Ethan will be dry in order to remove him from his chair, which reduces the risk of him slipping out of his caregiver's grasp.

The warmth of the blowing air will relax Ethan's muscles for easier dressing upon completing his shower.

Independence – Ethan will be capable of operating this unit himself. The dryer will allow him and his shower chair to be dry when exiting the shower. This decreases Ethan's dependence on a caregiver for another duty!

These are three of the most important elements of showering: safety, privacy and independence. This is a win/win situation for all involved. Safety is high priority for both Ethan and his caregiver, while privacy and independence boost his self-esteem and give him an even greater sense of taking responsibility for his own care.

Please consider all the benefits of the Tornado Body Dryer. This is an incredibly amazing piece of equipment with so many benefits.

Thank you for considering this application on behalf of my son, Ethan Blankenhagen.

Sincerely,
Mary Anne Schwingle

303 High Street
PO Box 321
La Moille, IL 61330



(Date)

(Organization Name)

(Address)

(City, State, Zip)

RE: Ethan Blankenhagen, Big Time Rush concert

Dear Committee Members,

Ethan is like any other teenager; he likes video games, sports, movies and music.

Big Time Rush is a “boy band” that is featured in a weekly series on Nickelodeon. Ethan has practically memorized every episode! They are funny, typical teenagers and it seems like each show has a moral lesson in it; which I appreciate as a parent. The show also features their songs on it each week, as they are a “group of guys from Minnesota moving to L.A. to make it big”!

Big Time Rush has become Ethan’s favorite band! We have every CD, download, Wii dance game, posters, etc.; anything Big Time Rush, he has it! They produce clean, fun music with a great beat and wholesome messages.

Ethan would like to attend a Big Time Rush concert and meet the guys in the band. It’s ALL he talks about! He looks at them like friends he already has without meeting them! Attending a concert and meeting Kendall, James, Carlos and Logan would truly be a pinnacle in Ethan’s memory bank for life!

Thank you for your hard work and open hearts to fulfill dreams for our very special children; and thank you for considering Ethan’s dream wish!

Sincerely,

Mary Anne Schwingle



One of my greatest heartbreaks, as a parent of a multiply disabled child, is not being able to give my son everything he needs. Jacob is one of triplets born 13 weeks prematurely. Jacob has cerebral palsy, hydrocephalus and a seizure disorder, is legally blind, uses a g-tube for nutrition and has scoliosis. His needs are astronomical. We are confined by family finances and what our insurance will cover. Unfortunately, this isn't always enough.

We started researching Hyperbaric Oxygen Therapy when Jacob, now 10, was 4 years old. The articles and antidotal stories sounded promising but the therapy was very expensive and our insurance would not cover it. We added it to the list of things we wanted to try for Jacob but couldn't afford. Somehow, we hoped to find a way to give Jacob that chance. Around Christmas time of last year, we heard a portable chamber was being brought into our area. Not only was it within our physical grasp, but it was going to be much more affordable. We still weren't in the financial position to pay for treatments, but at least it was looking more feasible.

This is when the generosity of others comes into play. Through your generosity, we were able to get Jacob into the chamber. We immediately saw a change in Jacob's level of alertness. As my husband put it, Jacob seemed more animated. After a dozen dives, Jacob became more vocal. He was able to answer questions with a shorter processing time. He actually initiated conversation. Each day Jacob added new words to his spoken vocabulary. After 19 dives, Jacob pretended to blow out candles on a picture of a birthday cake. He had not been able to coordinate his mouth, lips and breath to do this before we started HBOT, even though we had worked on it for years. We saw a lessening of the spasticity that prevents him from moving easily. He was able to walk more easily. His left hand became less fisted. By the end of Jacob's first 40 dives, he was actually using his left hand as a primary hand in some activities. The improvements we dreamed of were now a reality.

Jacob has just started his second round of 40 dives. He was so excited to get back into the chamber again. I can tell he feels better when he's taking treatments just by his reaction to entering the chamber. I look forward to the days ahead and am excited to start seeing further improvements. Jacob will always be a wonderfully happy and loving little man. He is so aware and proud of his accomplishments. Through your generosity, he will be given an opportunity to develop faster and further. I look forward to January 31st when Jacob will blow out his own eleven birthday candles for the first time. I thank you for making this possible.

Julie and Hal
Mom and Dad to Jacob

August 19, 2014

(Organization Name)

(Address)

(City, State, Zip)

RE: Ethan Blankenhagen, Big Time Rush concert

Dear Committee Members,

I want to thank you for selecting Ethan to receive a wish from your organization. It was truly highlight of his young life! Front row tickets to an amazing concert, a meet and greet session with the band and a beautiful hotel room! It was the PERFECT weekend! Our family enjoyed it more than I can put into words!

Watching Ethan during the concert was priceless! He was completely awestruck with the entire experience! The security team treated Ethan like he was the rock star! We were escorted everywhere we went, from the moment we entered the venue. We were taken through private tunnels, had access to a private bathroom and led directly to our front row seats!

A-M-A-Z-I-N-G!!!!

The Meet and Greet was the most amazing moment of Ethan's life!!! He was mesmerized with meeting such "famous" people and the way they treated him! The band was amazing; fist bumping, hugging, really conversing with Ethan and giving him the time he needed to answer! Kendall, James, Carlos and Logan were truly a testament to making a child's dream come true! Kendall (Ethan's favorite band member) even gave Ethan a guitar pick right out of his pocket to have as a souvenir!

Thank you for making Ethan's dream come true! It was truly amazing and will forever be one his most unforgettable moments in life!

Sincerely,

Mary Anne Schwingle

March 31, 2013

(Organization Name)

(Address)

(City, State, Zip)

RE: Ethan Blankenhagen

Dear Committee Members,

First, I want to thank you for selecting Ethan as a recipient of your very generous donation. We are so fortunate to have been taken in by your organization and blessed with your generosity.

Second, Ethan's elevator has been installed and I must say it has opened up a whole new world for us! Ethan now has access to the full basement, which includes a play room, a therapy room and an accessible bathroom. It has a walk-out basement which he can easily access to go outside.

What a difference this is making for our daily lives! He has gained so much independence and self-esteem with this addition to our home.

Thank you again for your bigheartedness and kindness towards our very special kids. We often talk about giving back and your organization has shown us that our world has some very special people in it; the members of your organization definitely fit in a class all their own!

Sincerely,

Mary Anne Schwingle

June 29, 2013

(Organization Name)

(Address)

(City, State, Zip)

RE: Ethan Blankenhagen

Dear Committee Members,

Several weeks ago I had submitted an application for a new wheelchair for my son. We were so excited to receive an approval letter from your organization!!! Ethan's new wheelchair was ordered and delivered so quickly and without problems!

Ethan's loves his new chair! He is back to "running" with the kids and participating like he always has. His friends have missed him greatly during their activities too. It is so heartwarming to see the kids gather around him and include him in whatever they are doing. Needless to say, the physical exercise is a colossal benefit for Ethan as well! What a difference this new power wheelchair has made already!

As a mother, words cannot express enough my appreciation of your generosity and concern for our special kids. Thank you so much again for restoring so much back into our lives; independence, inclusion, freedom, social activity and physical exercise. You have empowered Ethan greatly; and me as well. His independence has such a large impact on my daily life as well. I can't tell you how much this helps us both!!! It has also decreased the physical demands on my allowing me better health and freedom as well! We have quickly returned to our very active lifestyle and it's because of you!

Sincerely,

Mary Anne Schwingle

HOPE for the Holidays HOPE for Ashley

FUNDRAISER TO HELP AID ASHLEY SIMMONS' JOURNEY WITH MULTIPLE SCLEROSIS

SATURDAY
DEC. 13TH
1-5PM

SPOTTED FOX
ALE HOUSE
3615 E. MAIN ST.
ST. CHARLES, IL 60174

ADULTS \$25
UNDER 21 \$15
KIDS UNDER 12 FREE
BUFFET



Let's rally around Ashley Simmons, who needs our support through her journey with Multiple Sclerosis and unexpected medical expenses. Ashley is a high spirited beautiful person inside and out. She has the ability to light up any room with her personality. She is truly extraordinary and her sustained spirit in the face of such adversity is an inspiration.

To find out more about Ashley and donate visit
www.giveforward.com/fundraiser/sz36/ashley-simmons-fundraiser

RAFFLE TICKETS GAMES
LIVE MUSIC BY UNDER THE COVERS AND
FUNKTIONAL-FAMILY 

To purchase tickets online: <http://ashleysimmons.eventbrite.com>

Questions? Email Scott at ashleysmsjourney@gmail.com



ALL AGES ALL ABILITIES ALL INCLUSIVE ALL FUN!

2015

everybodyRIDES
TO BENEFIT
projectmobility
Cycles for Life



**SUNDAY
AUG. 30
2015**

**Third Annual Invitational
BIKE RIDE**
10, 30, 45, or 60 Miles

10 mile Family Trail Ride and a 30, 45 or 60 mile Road Ride on quiet country roads.

Fundraise as an individual or form your own team.

TEAMS ARE FORMING NOW!



Begins at James O. Breen Park

at corner of Peck & Campton Hills Rd. in St. Charles

Post Ride Celebration to follow at the park with entertainment, food, drinks, raffles, games & fun!

Pre-Packet Pickup

Saturday August 29th | 10am-4pm at the Bike Rack

Optional FREE bike safety check will be included on Saturday

Day of Registration & Packet Pickup

Sunday August 30th | 7-9am

T-shirt included when registered by July 15th

Pre-register by July 15th **\$25**

Register after July 15th **\$35**

**RAFFLES
ENTERTAINMENT
GAMES
FOOD
DRINKS**

TO BENEFIT
projectmobility
Cycles for Life

Pre-register online at **www.regonline.com/everybodyrides2015**

For more information visit **www.projectmobility.org** or call 630-762-9807 | Follow us on facebook



service dogs
FOR CHILDREN WITH AUTISM
CROWDFUNDING CAMPAIGN

Woofs for Autism

GOLF TOURNAMENT

Where: Thanksgiving Point
Golf Course

3300 W Clubhouse Dr.
Lehi, UT 84043

When: Saturday
September 27
Tee Off 9:00am



Come have a fabulous time playing golf, eating a delicious lunch, and winning prizes!



All for a good cause! Proceeds of this tournament will go directly towards getting Micah and Saxton their service dogs. We hope you join us for an awesome day of golf and thanks in advance for your support!

There will be a raffle, amazing hole-in-one contest prizes - including a chance to win a trip for two to Hawaii, a \$500 Visa gift card, or a Kindle Fire! - and a silent auction. There will also be strings and mulligan packages available for purchase at the event, in addition to some pastries and beverages for sale throughout the course.

We are looking for sponsors for each hole, team captains for the tournament, raffle and silent auction donations, and everyone to spread the news! Also, if you are from out of state but want to support the cause, you can go to our fundraising site www.gofundme.com/service-dogs-kids-autism to make a donation. You may also sponsor a player or hole in the tournament if you can't be there.

To register your team, go to
www.eventbrite.com/e/woofs-for-autism-charity-golf-tournament-tickets-12978630433

Registration is \$500/team (\$125/person) and includes a Luau-style luncheon and silent auction in the clubhouse after the tournament.

If you are looking to sponsor a hole or another part of the tournament, please contact Megan Stewart at (801) 859-1140 or megan.stewart@powerofmoms.com



Please Join us For a Fundraising Lunch at



Sandy Location (10600 so. 200 w.)

October 8th 11:00 -1:00

Tickets are \$15.00 each or 2 for \$25.00

Tickets can be purchased by contacting Carrie Snowball -@801-949-2736 or Jennifer Jonsson @ 801-597-0673 or James Jonsson - 801-520-9118

Lunch Includes your choice of:

BBQ ROASTED HALF CHICKEN • A half chicken trimmed, uniquely seasoned, slow-roasted to the perfect tenderness while basted with our signature BBQ sauce.

OVEN ROASTED HALF CHICKEN • A half chicken trimmed, uniquely seasoned, and slow-roasted to the perfect tenderness.

PULLED PORK • Tender pork covered in our signature BBQ sauce. Served on a toasted, Texas-sized bun.

All lunch entrees come with corn, choice of caesar salad or side salad with ranch dressing, a drink, and famous Texas Roadhouse rolls.



All Proceeds will go to purchase a much needed service dog for Saxton Snowball.

Two things that a great many autistic children have in common are, wandering, and a fascination with water, both are potentially life threatening. Service dogs for autistic children are trained in search and rescue and tethering. Service dogs bring safety for the child and peace of mind for the parents!

SIGN UP FOR

the FUNDING NEWSLETTER

A free quarterly publication by
Your Disability Funding Specialist,
and continue to receive fresh
funding ideas and success stories which
provide ongoing motivation, support and information
to ensure you are successful in raising the funds you need.



Subscribe at YourDisabilityFundingSpecialist.com

“Born to serve! Tammy provides the opportunity of a lifetime in her new book by giving funding resources and guidelines that are instrumental for quality living opportunities for those with disabilities. Tammy unlocks the mystery and makes it a reality for our families.”

TRUMP
PRESS

Kathleen F. Brummet
Education Specialist, Pediatric
Rehabilitation and Development,
Advocate Children's Hospital

