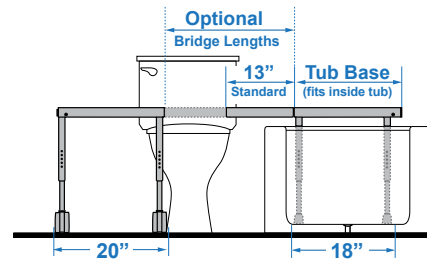
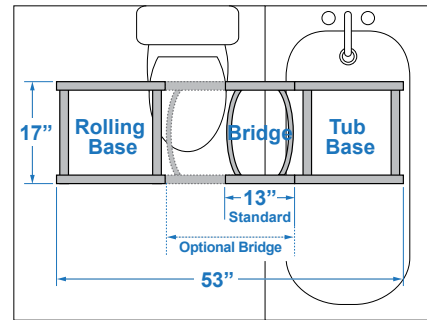




### FEATURES

- Compact, 18" x 18", tub base transfer frame that fits inside bathtub
- Standard removable 13" bridge
- Optional fixed bridge in 9" or 11" lengths
- Optional adjustable bridges from 13½" to 17¾" or 17½" to 21¾" lengths
- Locking system for added safety
- Includes headrest, commode pail, footrests and locking casters



Transfer Base Diagram




### ACCESSORIES



Fixed-Length Bridge



Adjustable-Length Bridge



Rapid Dry Positioning Belt



Reducer Ring

**ORDER FORM** FAX TO 310-305-1718 OR SUBMIT ONLINE

Dealer: \_\_\_\_\_ Marked For: \_\_\_\_\_ Account #: \_\_\_\_\_

Date: \_\_\_\_\_ PO#: \_\_\_\_\_ Ordered By: \_\_\_\_\_

Phone: \_\_\_\_\_ Fax: \_\_\_\_\_ E-mail: \_\_\_\_\_

Ship to address: \_\_\_\_\_

**STANDARD FULL SYSTEM  
CONFIGURATION**

(includes 13" bridge, armrests and footrests)

**BTV-5100**

\$4,585

**CONFIGURE YOUR OWN**

Seating

**BTV-5102**

\$1,465

Transfer Base

**BTV-5101**

\$2,450

Weight Capacity

300 lb

Seat Width

19"

Seat Depth

18"

Seat Hole

9"W x 14.5"L

Seat Height Range

24.5", 25.25", 26", 26.75", 27.5"

Back Height

15"

Back Width

16.5"

Maximum Top of Tub Clearance Height

20.5"

Overall Length

53"

Tub Base Dimensions

18"W x 17"D

Rolling Base Dimensions

20"W x 17"D

Tub Base + Bridge Weight

20 lb

Chair + Rolling Base Weight

40 lb

**ACCESSORIES**

Armrests (included in standard system) BTV-R5105 \$310

Footrests (included in standard system) BTZ-A5125 \$360

Fixed-Length Bridge BTV-A5109 9" \$465

BTV-A511 11" \$530

Adjustable-Length Bridge BTV-A5104 13.5" - 17.75" \$895

BTV-A5105 17.5" - 21.75" \$895

Lap Belt BTV-A5135 \$70

Rapid Dry Positioning Belt BCZ-A8833M Width: 4", Fit range: 22" - 68" \$260

BCZ-A8833L Width: 5", Fit range: 25" - 72" \$260

Padded Reducer Ring TZ-A4965XS Hole: 5"W x 6"L \$275

TZ-A4960S Hole: 7"W x 8"L \$275