

Ultima™ / Ultima Access Bath Chairs

FAX TO 310-305-1718 OR SUBMIT ONLINE










Dealer: _____ Marked For: _____ Account #: _____

Date: _____ PO #: _____ Ordered By: _____










Phone: _____ Fax: _____ Email: _____

Ship to Address: _____

Base Unit

	ULTIMA			ULTIMA ACCESS	
Beach Bubble Blue 	BCU-8620M-BB	BCU-8720L-BB	BCU-8920XL-BB	BCUA-8726L-BB	BCUA-8926XL-BB
Lionfish Lavender 	BCU-8620M-LL	BCU-8720L-LL	BCU-8920XL-LL	N/A	N/A
	 \$1,018.96	 \$1,018.96	 \$1,018.96	 \$744.20	 \$1,491.44
Product Size	Small/Medium	Large	Extra Large	Large	Extra Large
Weight Capacity	130 lb.	160 lb.	180 lb.	160 lb.	180 lb.
Height Capacity	40–54"	54–68"	68–80"	54–68"	68–80"
Overall Length (Flat)	45"	53"	61"	53"	61"
Chair Leg Length (Flat)	39.5"	41.5"	44.5"	41.5"	44.5"
Overall Width	17"	18"	20"	18"	20"
Inside Seat Width	14"	15"	17"	14"	16"
Seat Depth	11"	13"	15"	14"	17"
Calf Length	10"	13"	15"	13.5"	15.5"
Back Height	22"	27"	31"	26"	30"
Seat Height Above Floor	4–15"	4–15"	4–15"	4–15"	4–15"
Product Weight	20.5 lb.	21.5 lb.	23 lb.	28 lb.	29.5 lb.

ACCESSORIES (fit all sizes of bath chair unless noted)

Detachable Extension Base (Raise Chair by 9.5") 18" W x 24–37" L x 9" H	\$796.95 	BCUZ-A8880	
Detachable Extension Base (Raise Chair by 13")  25" W x 30–44" L x 13" H	\$905.11 	BCUZ-A8890	
Head Support Pads	\$176.47 	BCZ-A8875-BB Beach Bubble Blue	BCZ-A8875-LL Lionfish Lavender
Lateral Support Pads	\$176.47 	BCZ-A8830-BB Beach Bubble Blue	BCZ-A8830-LL Lionfish Lavender
Detachable Armrests	\$512.33 	BTZ-A5051	
Positioning Belt	\$74.00 	BCZ-A8835-G	
Pelvic Positioning Belt	\$96.77 	BCZ-A8834	
Rapid Dry Positioning Positioning Belt can be used as pelvic and/or lap belt)	\$278.93 	BCZ-A8836M Fit Range: 22–68"	BCZ-A8836L Fit Range: 25–72"