



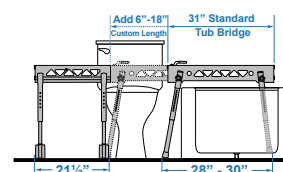
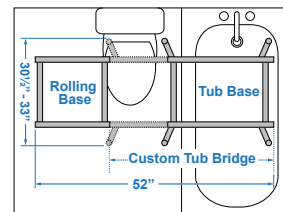
Ultima Access Bath Chair with Foldable Transfer Base Option

FOLDABLE TRANSFER BASE OPTION FEATURES

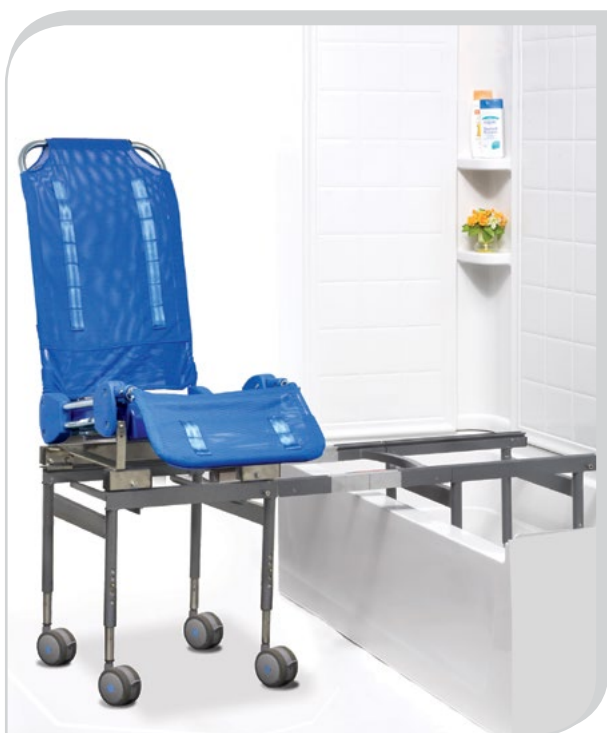
- Multi-functional transfer system for use in home or facility without any bathroom modifications
- Foldable tub base transfer frame makes storage easy
- Chair locks into position once transfer is complete
- SLIDER SAFE™ Auto-Stop Safety System™ keeps chair from coming off base



Tub Base Folds for Storage



Transfer Base Diagram



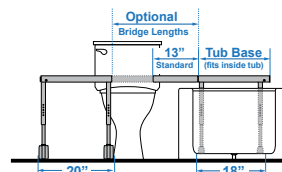
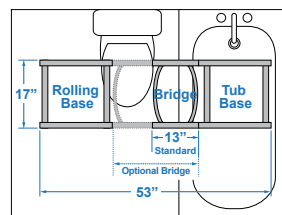
Ultima Access Bath Chair with Compact Transfer Base Option

COMPACT TRANSFER BASE OPTION FEATURES

- Compact, 18" x 18", tub base transfer frame that fits inside bathtub
- Standard removable 13" bridge
- Optional fixed bridge in 9" or 11" lengths
- Optional adjustable bridges from 13 1/2" to 17 3/4" or 17 1/2" to 21 3/4" lengths
- Locking system for added safety



Tub Base Fits Inside Bathtub to allow Shower Door/Curtain to Close



Transfer Base Diagram

ORDER FORM FAX TO 310-305-1718 OR SUBMIT ONLINE

Dealer: _____ Marked For: _____ Account #: _____

Date: _____ PO#: _____ Ordered By: _____

Phone: _____ Fax: _____ E-mail: _____

Ship to address: _____

BASE UNIT	ULTIMA ACCESS W/FOLDABLE TRANSFER BASE		ULTIMA ACCESS W/COMPACT TRANSFER BASE	
	BTUAF-5130M \$5,250	BTUAF-5140L \$5,250	BTUAC-5131M \$5,250	BTUC-5141L \$5,250
Product Size	Small/Medium	Medium/Large	Small/Medium	Medium/Large
Weight Capacity	160 lb	180 lb	130 lb	180 lb
Seat Depth	13"	15"	13"	15"
Inside Seat Width	15"	17"	15"	17"
Back Height	27"	31"	27"	31"
Calf Length	13"	15"	13"	25"
Seat Height Range	23.5" - 27.5"	23.5" - 27.5"	23.5" - 26.5"	23.5" - 26.5"
Rolling Base Dimension	21.5"W x 21"D	21.5"W x 21"D	20"W x 17"D	20"W x 17"D
Rolling Base Inside Width	16"	16"	17"	17"
Rolling Base Height Clearance	15.5" - 19.5"	15.5" - 19.5"	15.5" - 18.5"	15.5" - 18.5"
Tub Base Width at Top	31"	31"	20"	20"
Tub Base Footprint Width	28" - 30"	28" - 30"	18"	18"
Tub Base Footprint Depth	31" - 33"	31" - 33"	17"	17"
Tub Base Clearance Height	13.5" - 19"	13.5" - 19"	14" - 17"	14" - 17"
Overall Length	52"	52"	53"	53"

OPTIONAL VINYL SEATING (standard Ultima Access comes with Polyurethane seat)

Open-Front Cushion (choose by size)	BTUA-A5566M \$680	BTUA-A5566L \$680	BTUA-5566M \$680	BTUA-A5566L \$680
Lateral Pads (requires SW Lateral Bracket)	BTUA-5581M \$195	BTUA-5581L \$215	BTUA-5581M \$195	BTUA-5581L \$215
Swing-Away Lateral Support Brackets (for all cushion sizes)	BTUA-A5572 \$220			

UPHOLSTERY



Pool Blue



Coral Rose

ACCESSORIES (fit all sizes of bath chair unless noted)

Seat Angle Bracket (raise front of seat 2.5", 3", 3.5")	BTZ-A5126	\$120	
Head Support Pads	BCZ-A8875	\$155	
Lateral Support Pads	BCZ-A8830	\$155	
Detachable Armrests	BTZ-A5051	\$495	
Pelvic Positioning Belt	BCZ-A8835	\$65	
Rapid Dry Positioning Belt	BCZ-A8836L	\$245	Width: 4", Fit range: 22" - 68"
	BCZ-A8836M	\$245	Width: 5", Fit range: 25" - 72"