



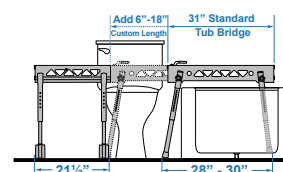
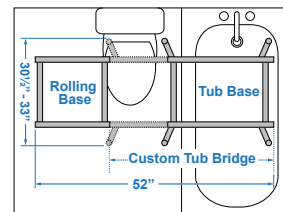
Ultima Access Bath Chair with Foldable Transfer Base Option

FOLDABLE TRANSFER BASE OPTION FEATURES

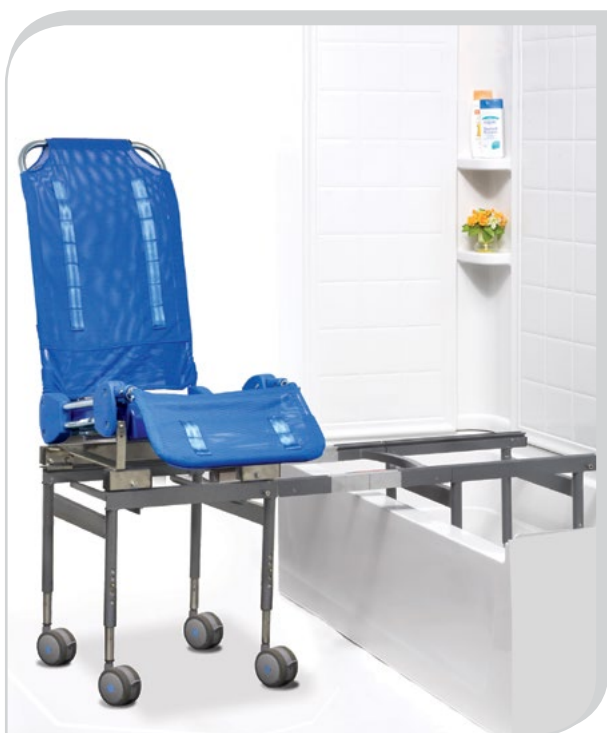
- Multi-functional transfer system for use in home or facility without any bathroom modifications
- Foldable tub base transfer frame makes storage easy
- Chair locks into position once transfer is complete
- SLIDER SAFE™ Auto-Stop Safety System™ keeps chair from coming off base



Tub Base Folds for Storage



Transfer Base Diagram



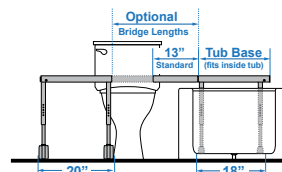
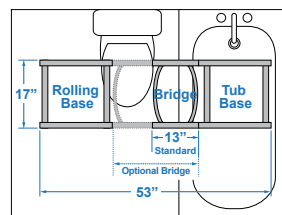
Ultima Access Bath Chair with Compact Transfer Base Option

COMPACT TRANSFER BASE OPTION FEATURES

- Compact, 18" x 18", tub base transfer frame that fits inside bathtub
- Standard removable 13" bridge
- Optional fixed bridge in 9" or 11" lengths
- Optional adjustable bridges from 13 1/2" to 17 3/4" or 17 1/2" to 21 3/4" lengths
- Locking system for added safety



Tub Base Fits Inside Bathtub to allow Shower Door/Curtain to Close



Transfer Base Diagram

ORDER FORM FAX TO 310-305-1718 OR SUBMIT ONLINE

Dealer: _____ Marked For: _____ Account #: _____

Date: _____ PO#: _____ Ordered By: _____

Phone: _____ Fax: _____ E-mail: _____

Ship to address: _____

STANDARD FULL SYSTEM CONFIGURATION	ULTIMA ACCESS W/ <u>FOLDABLE</u> TRANSFER BASE		ULTIMA ACCESS W/ <u>COMPACT</u> TRANSFER BASE	
	BTUAF-5130M \$5,250	BTUAF-5140L \$5,250	BTUAC-5131M \$5,250	BTUAC-5141L \$5,250
CONFIGURE YOUR OWN				
Ultima Access Seating	BTUAF-5132M \$2800	BTUAF-5142L \$2800	BTUAC-5133M \$2800	BTUAC-5143L \$2800
Transfer Base	BTF-5113 Foldable Transfer Base \$2450		BTC-5101 Compact Transfer Base \$2450	
Product Size	Small/Medium	Large/Extra Large	Small/Medium	Large/Extra Large
Weight Capacity	160 lb	180 lb	130 lb	180 lb
Seat Depth	14"	17"	14"	17"
Inside Seat Width	14"	16"	14"	16"
Back Height	26"	30"	26"	30"
Calf Length	13.5"	15.5"	13.5"	15.5"
Seat Height Range	26.5" - 29.5"	26.5" - 29.5"	26.5" - 29.5"	26.5" - 29.5"
Rolling Base Dimension	21.5"W x 21"D	21.5"W x 21"D	20"W x 17"D	20"W x 17"D
Rolling Base Inside Width	16"	16"	17"	17"
Rolling Base Height Clearance	15.5" - 19.5"	15.5" - 19.5"	15.5" - 18.5"	15.5" - 18.5"
Tub Base Width at Top	31"	31"	20"	20"
Tub Base Footprint Width	28" - 30"	28" - 30"	18"	18"
Tub Base Footprint Depth	31" - 33"	31" - 33"	17"	17"
Tub Base Clearance Height	13.5" - 19"	13.5" - 19"	14" - 17"	14" - 17"
Overall Length	52"	52"	53"	53"

OPTIONAL BRIDGE				
Adjustable Bridge	N/A		BTVA-A5104	13.5" to 17.75" \$895
			BTVA-A5105	17.5" to 21.75" \$895
Fixed Bridge	BTUA-C5136	Custom Bridge Length \$945 Specify between 6" - 18"	BTVA-A5109	9" \$465
			BTVA-A5111	11" \$530

OPTIONAL VINYL SEATING (standard comes with Polyurethane seat)				
Open-Front Cushion	BTUA-A5566M \$680	BTUA-A5566L \$680	BTUA-A5566M \$680	BTUA-A5566L \$680
Lateral Pads (requires SW Brackets)	BTUA-A5581M \$195	BTUA-A5581L \$215	BTUA-A5581M \$195	BTUA-A5581L \$215
Swing-Away Lateral Brackets	○ BTUA-A5572 \$220 (for all cushion sizes)			

UPHOLSTERY	 Pool Blue (B)	 Coral Rose (R)
------------	---	--

ACCESSORIES (fit all bath transfers)				
Detachable Armrests	BTZ-A5051			\$495
Footrests	BTZ-A5125	22° footplates	BTZ-A525	90° footplates \$360
Seat Angle Bracket	BTZ-A5126	Raise front of seat 2.5" - 3.5"		\$120
Head Support Pads	BCZ-A8875			\$155
Lateral Support Pads	BCZ-A8830			\$155
Pelvic Positioning Belt	BCZ-A8835			\$65
Rapid Dry Positioning Belt	BCZ-A8836M	Range 22" - 68"	BCZ-A8836L	Range 25" - 72" \$245