



NEW & IMPROVED

The Kanga 2G

Growable Tilt-in-Space Wheelchair

FEATURES

- Newly designed, reinforced frame
- New rehab style seating components with multiple adjustments (**sold separately**)
- Newly designed push button height and depth adjustable, removable "T" style armrests
- Growable frame width - no added components needed
- Folding frame tilt-in-space wheelchair with 45° of tilt
- Height & angle adjustable back canes
- 8" height and angle adjustable front casters and 12" quick-release rear wheels
- Independently depth adjustable footplates
- Removable foot hangers that swing inward and outward for safe transfer
- Removable anti tippers included
- Crash tested in accordance with ISO 7176-19 for use in motor vehicles (transit brackets included)


For children and young adults in need of minimal to moderate support, The Kanga wheelchair offers tilt-in-space adjustability to maintain a proper sitting posture. The Kanga wheelchair grows from 10" to 14" width and offers 45° of tilt for pressure relief and gravity assisted positioning. For use with Inspired by Drive newly available complex rehab seating option. Also accommodates other manufacturer's seating.




Tilt & Recline



Folds for Easy Transport



Adjustable Width Crossbrace




Standard Transit Brackets & Anti-Tipper



Seating system sold separately

ACCESSORIES



Rehab Style Seating System



Angle Adjustable Footplates



Elevating Legrests



20" Rear Wheel Assembly



Poziform Contoured Chest Harness



Poziform Padded Pelvic Belt

ORDER FORM www.inspiredbydrive.com FAX TO 905-787-8550

Dealer: _____ Marked For: _____ Account #: _____

Date: _____ PO#: _____ Ordered By: _____

Phone: _____ Fax: _____ E-mail: _____

Ship to address: _____

KANGA WHEELCHAIR FRAME	\$2,845	KGP-8010-2GR	KGP-8012-2GR	KGP-8014-2GR
Standard: 8" casters, 12" wheels, 3.5" x 8" fixed angle footplates				
Weight Capacity		200 lb	200 lb	200 lb
Seat Width		10"	12"	14"
Seat Rail Depth (from front of back cane)		14" - 18"	14" - 18"	14" - 18"
Seat Rail Height		17.25"	17.25"	17.25"
Seat Rail to Footplate Length (leg length)		5.5" - 11.5"	5.5" - 11.5"	5.5" - 11.5"
Back Cane Height (from seat rail)		22" - 26"	22" - 26"	22" - 26"
Back Angle		85° - 113°	85° - 113°	85° - 113°
Armrest Height (seat rail to top of armrest)		8" - 12"	8" - 12"	8" - 12"
Tilt Angle		0° - 45°	0° - 45°	0° - 45°
Overall Length (w/o footrests)		29"	29"	29"
Overall Height		38.5" - 42.5"	38.5" - 42.5"	38.5" - 42.5"
Overall Width (outside rear wheels)		17.5"	19.5"	21.5"
Folded Dimensions		29" x 27" x 13.5"	29" x 27" x 13.5"	29" x 27" x 13.5"
Product Weight		40 lb	40 lb	40 lb
HCPCS		E1234	E1234	E1234

HCPCS codes are not intended to be, nor should be considered billing or legal advice. Providers are responsible for determining the appropriate billing codes when submitting claims. Referenced HCPCS codes are also not guarantee of payment.

SEATING & ACCESSORIES (all accessories come with mounting hardware)				
Seat & Back Package w/Mounting Hardware Contoured I Back / Contoured Seat (E2609/E2617)	\$1,595	1300-921110 seat depth 10"-12"	1300-921112 seat depth 12"-14"	1300-921114 seat depth 14"-16"
Comfort Max Headrest w/Offset Hardware (E0955/E1028)	\$315	4008-401010	4008-401012	4008-401014
Abductor Pommel, Flip Down (E0957/E1028)	\$325	11060-10110	11060-10112	11060-10114
Thigh Supports, QR, Straight & Offset (pr) (E0957/E1028)	\$650	11072-34410	11072-34412	11072-34414
Trunk Support, QR, Adjustable (pr) (E0957/E1028)	\$595	3040-021010	3040-021012	3040-021014
Poziform Pelvic Belt, Padded (K0108) Center Pull, Push Button		PPB-100PBXS \$85	PPB-100PBS \$90	PPB-100PBM \$90
Poziform Contoured Chest Harness w/Cam Locks (K0108) Vinyl with push upper buckles and lower swivel buckles		PCH-340XS \$145	PCH-340S \$145	PCH-340M \$150
Poziform Backpack Style Chest Harness w/Cam Locks (K0108) Neoprene with push upper buckles, D ring and lower swivel buckles		PCH-740XS \$120	PCH-740S \$120	PCH-740M \$120
Poziform Calf Panel, Soft Padded Nylon (K0108)		PCP-280S \$85	PCP-280M \$90	PCP-280L \$95
Poziform Ankle Positioners - Hook & Loop (K0108) - Side Release (K0108) Ankle circumference XS: 5"-7" / S:6"-7.5" / M: 7"-9"		PAP-100XS PAP-200XS \$130	PAP-100S PAP-200S \$130	PAP-100M PAP-200M \$135
Upper Extremity Support, Polycarbonate (K0950/K018)	\$430	12011-10	12011-12	12011-14
Angle Adjustable Footplates (pair) (K0052/K0040)	\$205	KGP-FR-AA	Fit all three sizes of Kanga	
Elevating Legrests (pair) (E0990)	\$235	KGP-ELR-2G	Fit all three sizes of Kanga	
20" Rear Wheel Assembly (pair) (K0108)	\$205	KG-RW20	Fit all three sizes of Kanga	