



**Multi-functional Bath Transfer System for use in home or facility without any bathroom modifications**

**ATTACHED ROLLING BASE OPTION FEATURES**

- A rolling bath/shower positioning chair
- Anti-tippers for added safety and stability

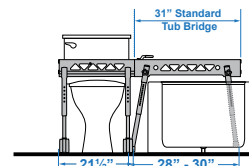
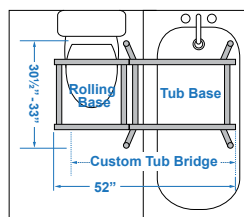


Tub Base Folds for Storage



**FOLDABLE TRANSFER BASE OPTION FEATURES**

- Foldable tub base makes storage easy
- Chair locks into position once transfer is complete
- SLIDER SAFE™ Auto-Stop Safety System™ keeps chair from coming off base
- Anti-tippers are now included



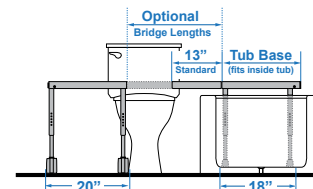
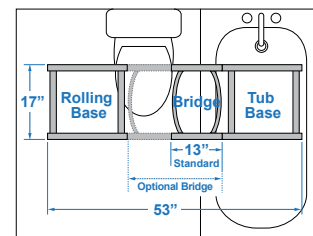
Transfer Base Diagram

**Ultima Bath Chair with Foldable Transfer Base Option**



**COMPACT TRANSFER BASE OPTION FEATURES**

- Compact, 18" x 18", tub base transfer frame that fits inside bathtub
- Standard removable 13" bridge
- Optional fixed bridge in 9" or 11" lengths
- Optional adjustable bridges from 13 1/2" to 17 3/4" or 17 1/2" to 21 3/4" lengths
- Locking system for added safety
- Anti-tippers are now included



**Ultima Bath Chair with Compact Transfer Base Option**

Tub Base Fits Inside Bathtub to allow Shower Door/Curtain to Close

Transfer Base Diagram

**ORDER FORM** FAX TO 905-787-8550 OR SUBMIT ONLINE

Dealer: \_\_\_\_\_ Marked For: \_\_\_\_\_ Account #: \_\_\_\_\_

Date: \_\_\_\_\_ PO#: \_\_\_\_\_ Ordered By: \_\_\_\_\_

Phone: \_\_\_\_\_ Fax: \_\_\_\_\_ E-mail: \_\_\_\_\_

Ship to address: \_\_\_\_\_







STANDARD FULL SYSTEM CONFIGURATION	WITH ATTACHED ROLLING BASE		WITH FOLDABLE TRANSFER BASE		WITH COMPACT TRANSFER BASE	
	BTUC-8135M \$3,199.50	BTUC-8145L \$3,253.50	BTUF-8130M \$6,743.25	BTUF-8140L \$6,743.25	BTUC-8131M \$6,743.25	BTUC-8141L \$6,743.25

CUSTOM CONFIGURATION (CHOOSE SEAT & BASE)	CHOOSE SEATING SIZE		CHOOSE TRANSFER BASE STYLE			
	BTUS-8130M \$3,435.75	BTUS-8140L \$3,435.75	BTF-5113 FOLDABLE BASE \$3,307.50		BTC-5101 COMPACT BASE \$3,307.50	

	S/M	L/XL	S/M	L/XL	S/M	L/XL
Product Size	S/M	L/XL	S/M	L/XL	S/M	L/XL
Weight Capacity	160 lb	180 lb	160 lb	180 lb	160 lb	180 lb
Seat Depth	13"	15"	13"	15"	13"	15"
Inside Seat Width	15"	17"	15"	17"	15"	17"
Back Height	27"	31"	27"	31"	27"	31"
Calf Length	13"	15"	13"	15"	13"	15"
Seat Height Range	23.5" - 27.5"	23.5" - 27.5"	23.5" - 27.5"	23.5" - 27.5"	23.5" - 26.5"	23.5" - 26.5"
Rolling Base Dimension	21"W x 19.5"D	21"W x 19.5"D	21.5"W x 21"D	21.5"W x 21"D	20"W x 17"D	20"W x 17"D
Rolling Base Inside Width	16"	16"	16"	16"	17"	17"
Rolling Base Height	17" - 21"	17" - 21"	15.5" - 19.5"	15.5" - 19.5"	15.5" - 18.5"	15.5" - 18.5"
Tub Base Width at Top	N/A	N/A	31"	31"	20"	20"
Tub Base Footprint Width	N/A	N/A	28" - 30"	28" - 30"	18"	18"
Tub Base Footprint Depth	N/A	N/A	31" - 33"	31" - 33"	17"	17"
Tub Base Height	N/A	N/A	13.5" - 19"	13.5" - 19"	14" - 17"	14" - 17"
Overall Length	N/A	N/A	52"	52"	53"	53"

OPTIONAL CALF AND BRIDGE LENGTH	BENT CALF SUPPORT		BRIDGE FOR COMPACT TRANSFER BASE ONLY			
	S/M	L/XL	Adjustable Length		Fixed Length	
	BTU-C8130 \$121.50	BTU-C8140 \$121.50	BTV-A5104 \$1,208.25	13.5" to 17.75"	BTV-A5109 \$627.75	9"
			BTV-A5105 \$1,208.75	17.5" to 21.75"	BTV-A5111 \$715.50	11"

UPHOLSTERY		Stingray Gray (SG)		Lionfish Lavender (LL)		Beach Bubble Blue (BB)
------------	---	--------------------	---	------------------------	---	------------------------

ACCESSORIES (fit all sizes of bath chair unless noted)			
Detachable Armrests	BTZ-A5051		\$668.25
Footrests	BTZ-A5125	22° footplates (if seat to footrest length is >16")	\$486.00
	BTZ-A5525	90° footplates	\$486.00
Seat Angle Bracket	BTZ-A5126	Raise front of seat 2.5" - 3.5"	\$162.00
Head Support Pads	BCZ-A8875	  	\$209.25
Lateral Support Pads	BCZ-A8830	  	\$209.25
Positioning Belt	BCZ-A8835-G	For use on mesh cover	\$87.75
Pelvic Positioning Belt	BCZ-A8834		\$114.75
Rapid Dry Positioning Belt (can be used as pelvic and/or lap belts)	BCZ-A8836M	Fit range: 22" - 68"	\$330.75
	BCZ-A8836L	Fit range: 25" - 72"	\$330.75
Padded Abductor	BCUZ-A8818		\$148.50

## ORDER FORM FAX TO 905-787-8550 OR SUBMIT ONLINE

Dealer: \_\_\_\_\_ Marked For: \_\_\_\_\_ Account #: \_\_\_\_\_

Date: \_\_\_\_\_ PO#: \_\_\_\_\_ Ordered By: \_\_\_\_\_

Phone: \_\_\_\_\_ Fax: \_\_\_\_\_ E-mail: \_\_\_\_\_

Ship to address: \_\_\_\_\_

STANDARD FULL SYSTEM CONFIGURATION	WITH ATTACHED ROLLING BASE		WITH FOLDABLE TRANSFER BASE		WITH COMPACT TRANSFER BASE	
	BTUAC-5135M	BTUAC-5145L	BTUAF-5130M	BTUAF-5140L	BTUAC-5131M	BTUAC-5141L
	\$3,699.00	\$7,393.50	\$7,087.50	\$7,087.50	\$7,087.50	\$7,087.50



CUSTOM CONFIGURATION (CHOOSE SEAT & BASE)	CHOOSE SEATING SIZE		CHOOSE TRANSFER BASE STYLE			
	BTUAS-5130M	BTUAS-5140L	BTF-5113 FOLDABLE BASE		BTC-5101 COMPACT BASE	
	\$3,780.00	\$3,780.00	\$3,307.50		\$3,307.50	

	S/M	L/XL	S/M	L/XL	S/M	L/XL
Product Size	S/M	L/XL	S/M	L/XL	S/M	L/XL
Weight Capacity	160 lb	180 lb	160 lb	180 lb	160 lb	180 lb
Seat Depth	14"	17"	14"	17"	14"	17"
Inside Seat Width	14"	16"	14"	16"	14"	16"
Back Height	26"	30"	26"	30"	26"	30"
Calf Length	13.5"	15.5"	13.5"	15.5"	13.5"	15.5"
Seat Height Range	23.5" - 30.5"	23.5" - 30.5"	26" - 30"	26" - 30"	26.5" - 29.5"	26.5" - 29.5"
Rolling Base Dimension	21"W x 19.5"D	21"W x 19.5"D	21.5"W x 21"D	21.5"W x 21"D	20"W x 17"D	20"W x 17"D
Rolling Base Inside Width	16"	16"	16"	16"	17"	17"
Rolling Base Height	17" - 21"	17" - 21"	15.5" - 19.5"	15.5" - 19.5"	15.5" - 18.5"	15.5" - 18.5"
Tub Base Width at Top	N/A	N/A	31"	31"	20"	20"
Tub Base Footprint Width	N/A	N/A	28" - 30"	28" - 30"	18"	18"
Tub Base Footprint Depth	N/A	N/A	31" - 33"	31" - 33"	17"	17"
Tub Base Height	N/A	N/A	13.5" - 19"	13.5" - 19"	14" - 17"	14" - 17"
Overall Length	N/A	N/A	52"	52"	53"	53"

OPTIONAL SEAT AND BRIDGE LENGTH	VINYL SEAT CUSHION		BRIDGE FOR COMPACT TRANSFER BASE ONLY			
	S/M	L/XL	Adjustable Length		Fixed Length	
	BTUA-A5566M	BTUA-A5566L	BTV-A5104	13.5" to 17.75"	BTV-A5109	9"
	\$918.00	\$918.00	\$1,208.25		\$627.75	
<b>HIP PADS</b> (require SW Brackets)	BTUA-A5581M	BTUA-A5581L	BTV-A5105	17.5" to 21.75"	BTV-A5111	11"
	\$263.26	\$290.25	\$1,208.25		\$715.50	
<b>SW HIP BRACKETS</b>	BTUA-A5572	\$297.00				

UPHOLSTERY		Stingray Gray (SG)		Lionfish Lavender (LL)		Beach Bubble Blue (BB)
------------	---	--------------------	---	------------------------	---	------------------------

### ACCESSORIES (fit all sizes of bath chair unless noted)

Detachable Armrests	BTZ-A5051		\$668.25
Footrests	BTZ-A5125	22° footplates (if seat to footrest length is > 16")	\$486.00
	BTZ-A5525	90° footplates	\$486.00
Seat Angle Bracket	BTZ-A5126	Raise front of seat 2.5" - 3.5"	\$162.00
Head Support Pads	BCZ-A8875		\$209.25
Lateral Support Pads	BCZ-A8830		\$209.25
Positioning Belt	BCZ-A8835-G	For use on mesh cover	\$87.75
Pelvic Positioning Belt	BCZ-A8834		\$114.75
Rapid Dry Positioning Belt (can be used as pelvic and/or lap belts)	BCZ-A8836M	Fit range: 22" - 68"	\$330.75
	BCZ-A8836L	Fit range: 25" - 72"	\$330.75